FOR QUESTIONS, CALL THE
NYC Office
Robert Cooper
(718) 482-1800 x 300
EMAIL rcp@aquamatic.biz

PATENT NUMBERS
EXHAUST HOODS NO.US9,212,842-C2 (CANADA) - CA PATENT 2524031-C.

HOOD INFORMATION – JOB#4898410

HOOD NO	TAG	MODEL	MANUFACTURER	LENGTH	MAX SUPPLY TEMP	TYPE	APPLIANCE OUT -	DESIGN CFM/FT	TOTAL EXH CFM	EXHAUST PLENUM DIMENSIONS WIDTH	LENG	HEIGHT	DIA	CFM	VEL	SP	HOOD CONSTRUCTION	HOOD CORNER END TO TOP	SEAM
1	1 - Left	RSX 4SHA(S)2	AQUAMATIC	8' 0"	500 DEG	1	HEAVY	225	1860	10"	17"	4"		1860	1576	-0.610"	304 SS 16GA. 100%	LEFT	ALONE
2	1 - Right	RSX 4SHA(S)2	AQUAMATIC	8' 0"	500 DEG	1	HEAVY	225	1860	10"	17"	4"		1860	1576	-0.610"	304 SS 16GA. 100%	RIGHT	ALONE
3		RSX VHB-GUAR	CAPTIVAIRE	4' 0"	700 DEG	5	N/A	150	600	8"	8"	4"		600	1246	-0.240"	304 SS 16GA. 100%	ALONE	ALONE

HOOD INFORMATION

HOOD NO	TAG	GREASE FILTERS TYPE	QTY	HEIGHT	LENGTH	EFFICIENCY @ 7 MICRONS	QTY	GREASE EXTRACTORS TYPE	AIRE SUPPLY	LOCATION	SIZE	FIRE SYSTEM TYPE	SIZE	MECHANICAL MODEL #	SENSORS QUANTITY	FIRE PROTECTION PIPING	HOOD WEIGHT
1	1 - Left	CAPTIVATE SOLO FILTER	6	16"	16"	85% SEE FILTER SPEC.	3	RECESSED ROUND	NO							YES	457 LBS
2	1 - Right	CAPTIVATE SOLO FILTER	6	16"	16"	85% SEE FILTER SPEC.	3	RECESSED ROUND	NO	RIGHT	12"x60"x24"	ANSUL R102	3J/3J3	SCV-1111	1 LIGHT 1 FAN	YES	375 LBS
3							4									NO	25 LBS

HOOD OPTIONS

HOOD NO	TAG	OPTION
1	- Left	FIELD WRAPPER 18LBT HIGH - FRONT, LEFT, BACKSPLASH 6LBT HIGH X 215LBT LONG 304 SS VERTICAL, BALANCE DAMPERS,
2	1 - Right	FIELD WRAPPER 18LBT HIGH - FRONT, RIGHT, BALANCE DAMPERS,
3		FIELD WRAPPER 18LBT HIGH - FRONT, LEFT, RIGHT,

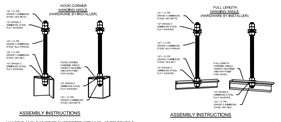

ASSEMBLY INSTRUCTIONS

HANGING ANGLE MUST BE SUPPORTED WITH 1/2" x 13 TPI GRADE 5 HEX NUTS AS SHOWN. MINIMUM 1/2" OF EXPOSED THREADS BENEATH BOTTOM HEX NUT. ANCHOR POINTS WITH 1/2" GRADE 5 MINIMUM STEEL FLAT WASHERS AND 1/2" x 13 TPI GRADE 5 MINIMUM HEX NUTS AS SHOWN. MUST USE SINGLE HEX NUT BENEATH HANGING ANGLE BE ACCEPTABLE FOR ANGLES AND ABOVE CEILING ANCHORS. MINIMUM 1/2" OF EXPOSED THREADS BENEATH BOTTOM HEX NUT. TORQUE ALL HEX NUTS TO 57 FT/LBS.

ASSEMBLY INSTRUCTIONS

HANGING ANGLE MUST BE SUPPORTED WITH 1/2" x 13 TPI GRADE 5 HEX NUTS AS SHOWN. MINIMUM 1/2" OF EXPOSED THREADS. ANCHOR POINTS WITH 1/2" GRADE 5 MINIMUM STEEL FLAT WASHERS AND 1/2" x 13 TPI GRADE 5 MINIMUM HEX NUTS AS SHOWN. MUST USE SINGLE HEX NUT BENEATH HANGING ANGLE BE ACCEPTABLE FOR FULL LENGTH HANGING ANGLES. MINIMUM 1/2" OF EXPOSED THREADS BENEATH BOTTOM HEX NUT. TORQUE ALL HEX NUTS TO 57 FT/LBS.

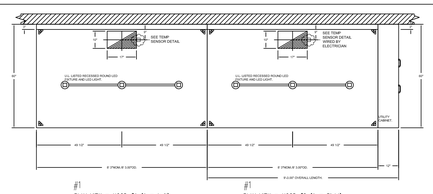

#1
PLAN VIEW – HOOD #1 (1 – Left)
8'-3/8" LONG 6024AM-NC-2

#1
PLAN VIEW – HOOD #2 (1 – Right)
8'-3/8" LONG 6024AM-NC-2

SCALE: NTS

Continuous Capture	
Hood No.	Location
1	Right
2	Left

SPECIFICATION: CAPTIVATE GREASE-STOP SOLO FILTER

THE CAPTIVATE GREASE-STOP SOLO FILTER IS A SINGLE-STAGE FILTER FEATURING TWO-STAGE GREASE EXTRACTION, PATENTED, SLOTTED REAR BAFFLE DESIGN, TO DELIVER EXCEPTIONAL FILTRATION EFFICIENCY.

FILTER IS STAINLESS STEEL CONSTRUCTION, AND SIZED TO FIT INTO STANDARD 3-INCH DEEP HOOD CHANNELS.

FILTER FRAME INCLUDES STAINLESS STEEL HANDLES AND A FASTENING DEVICE TO SECURE THE TWO COMPONENTS WHEN ASSEMBLED.

GREASE EXTRACTION EFFICIENCY PERFORMANCE SHALL REMOVE AT LEAST 75% OF GREASE PARTICLES THAT MEASURE IN SIZE, AND 85% GREASE PARTICLES SEVEN MICRONS IN SIZE AND LARGER, WHEN TESTED IN ACCORDANCE WITH ASTM F1485-01 STANDARD TEST METHOD FOR WATER GAUGE.

THE CAPTIVATE GREASE-STOP SOLO WAS TESTED TO ASTM STANDARD TEST METHOD BY THE MANUFACTURER APPROVED FOR USE IN SOLID FUEL APPLICATIONS AS A SPARK ARRESTOR.

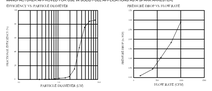
Grease phase is trapped in slots/fins
Grease phase is trapped in slots/fins
Gas phase
Gas phase
Gas phase