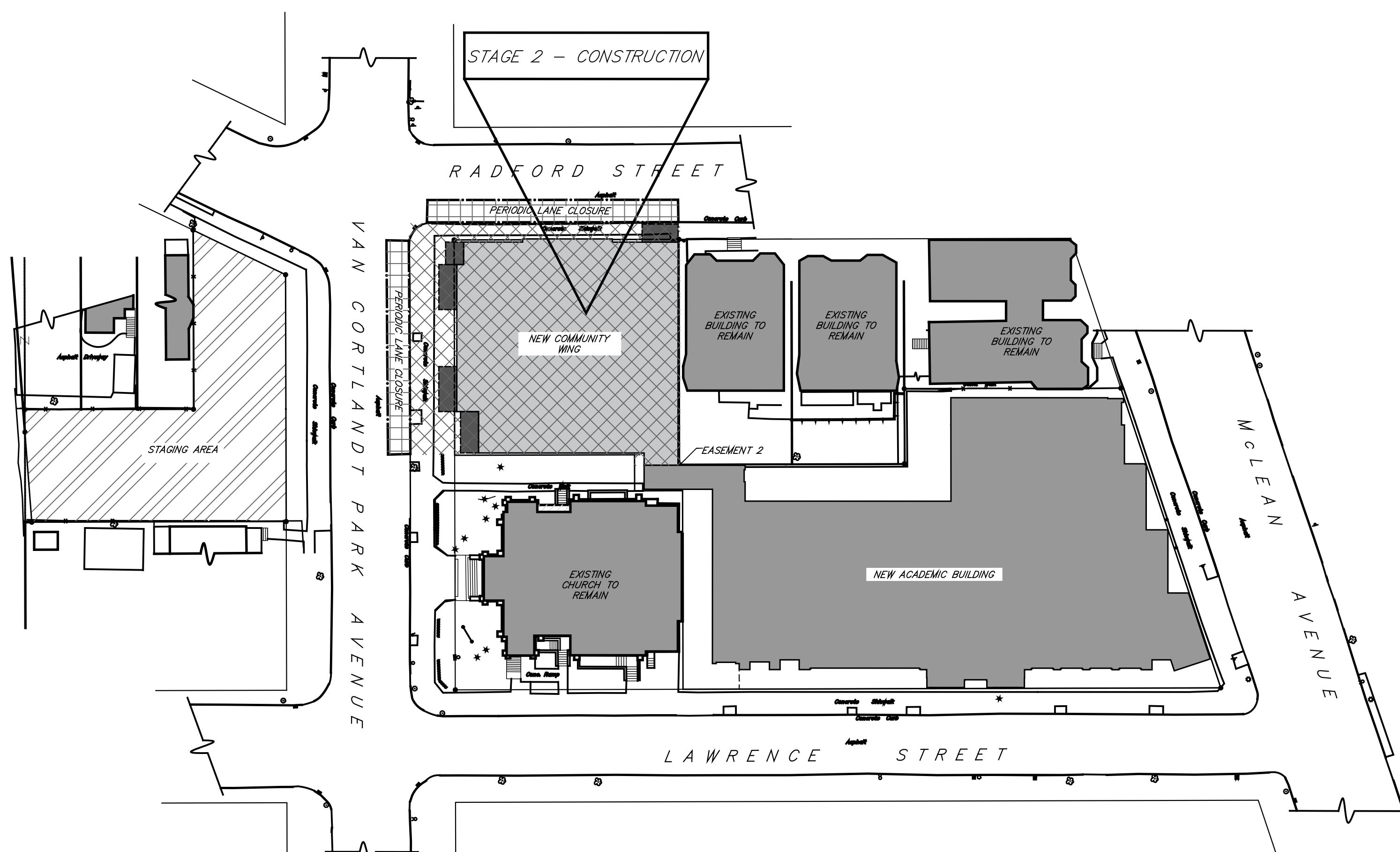


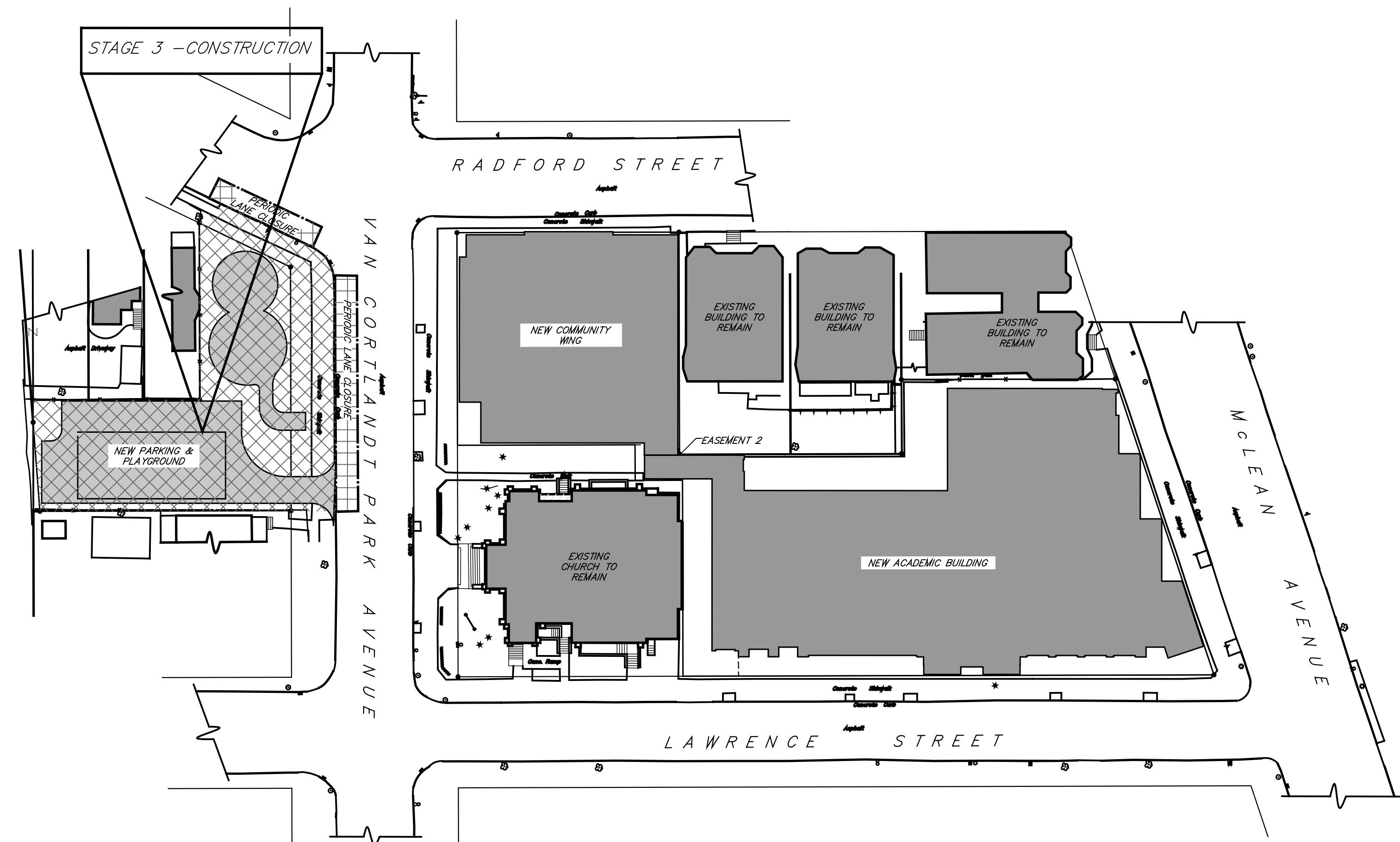
SEQUENCING NOTES

- SEQUENCING LISTED ON THIS DRAWING INDICATES THE GENERAL WORK TASKS ANTICIPATED IN EACH STAGE AREA INDICATED IN PLAN. WORK IN MORE THAN ONE STAGE MAY OCCUR SIMULTANEOUSLY. REFER TO THE PROJECT WORK SEQUENCE AND MILESTONE SCHEDULE APPROVED UNDER THIS CONTRACT.
- REFER TO DRAWING C400 FOR CONSTRUCTION FENCING (TEMPORARY CHAIN LINK FENCE), GATES AND CONSTRUCTION ACCESS TO THE WORK AREAS. LOCATION OF SECURITY FENCING MAY BE ADJUSTED DURING THE COURSE OF THE WORK TO ACCOMMODATE ACCESS TO WORK AREAS. SECURITY FENCING SHALL BE MAINTAINED SURROUNDING THE WORK SITE AND BE LOCKED AFTER EACH WORKDAY.
- GATES SHALL BE LOCATED AT CONSTRUCTION ENTRANCES ESTABLISHED IN THE PRIOR DEMO CONTRACT. CLEAR ACCESS AT CONSTRUCTION ENTRANCES SHALL BE MAINTAINED FOR EMERGENCY ACCESS AT ALL TIMES.
- LOCATION OF CONTRACTORS' TRAILERS ON THE STAGING AREA PARCEL SHALL BE DETERMINED BY THE CONTRACTOR.
- LOCATIONS OF SOIL STOCKPILES SHALL BE AS ESTABLISHED IN THE PRIOR DEMO CONTRACT OR AS DETERMINED BY THE CONTRACTOR TO ACCOMMODATE THE WORK.
- SCAFFOLDING/SIDEWALK BRIDGES SHALL BE INSTALLED PROMPTLY AFTER BUILDING ENTRANCES ARE ESTABLISHED AND MAINTAINED AT ALL BUILDING ACCESS POINTS.
- TRAFFIC CONTROL MEASURES, INCLUDING TRAVEL LANE AND SIDEWALK CLOSURES, SHALL BE INSTALLED PRIOR TO WORK ACTIVITY IN OR CLOSE TO THE PUBLIC RIGHT OF WAY, AND REMOVED AFTER WORK ACTIVITY HAS CEASED. LOCATION AND DURATION OF PERIODIC LANE CLOSURES SHALL BE DETERMINED BY THE CONTRACTOR IN COORDINATION WITH THE CITY AUTHORITIES TO ACCOMMODATE ACCESS TO AND SAFETY AROUND WORK AREAS.
- REFER TO DWGS T101-T106 FOR TYPICAL WORK ZONE TRAFFIC CONTROL MEASURES.



2 **STAGE 2 SITE PLAN**
SCALE: 1" = 40'

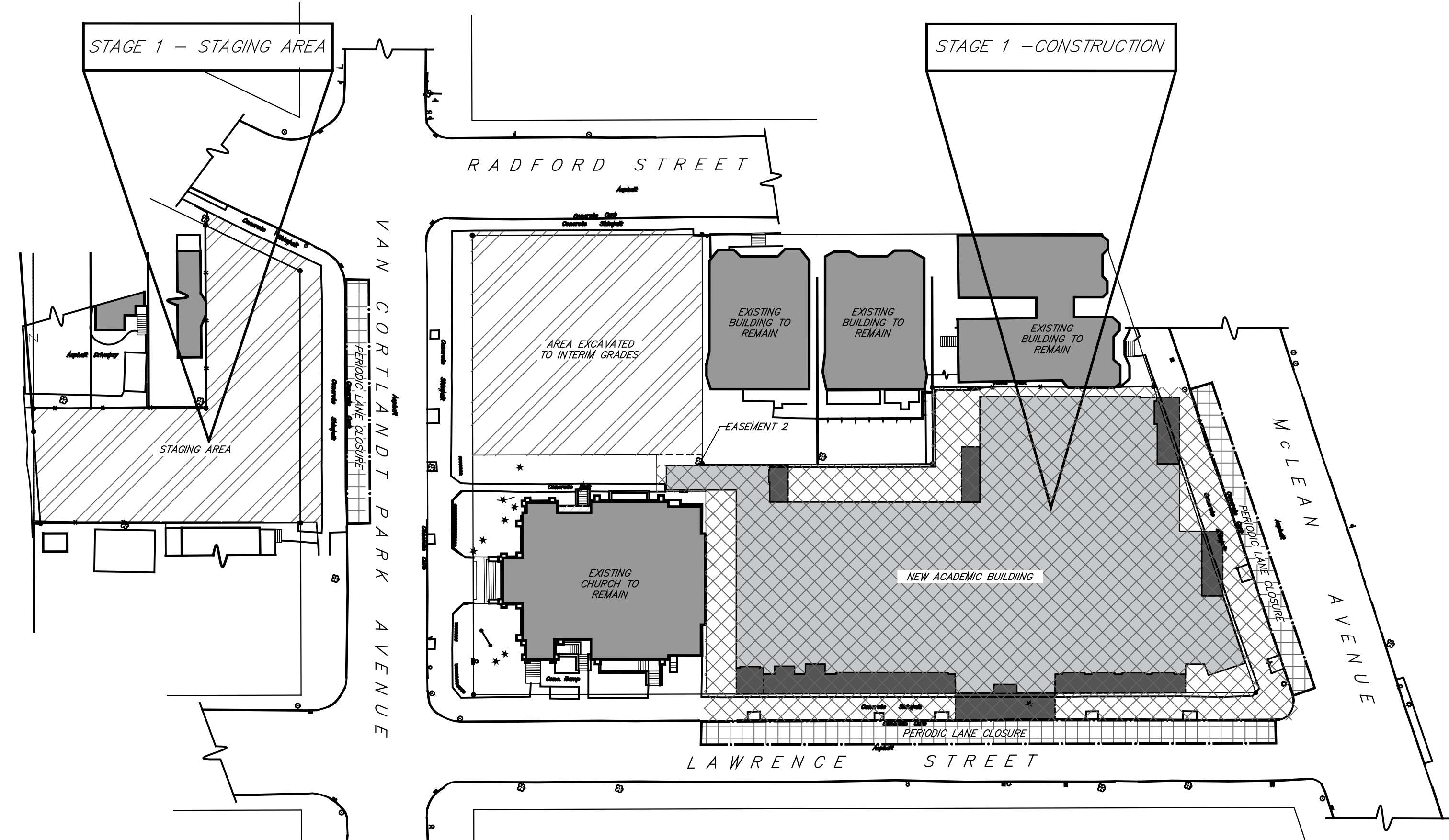
STAGE 3 - PLAYGROUND SITE NEW CONSTRUCTION
 INSTALL/REINSTALL CONSTRUCTION FENCE & EROSION CONTROLS, INCL. SILT FENCE, DRAIN INLET PROTECTION
 ESTABLISH ACCESS - LANE CLOSURE ON VCP AVE, SIDEWALK CLOSURE ON VCP AVE & RADFORD
 REMOVE TRAILERS AND STORED MATERIALS
 REMOVE SIDEWALKS & CURBS - VCP AVE & RADFORD
 EXCAVATE & INSTALL STORMWATER INFILTRATION SYSTEM
 INSTALL UTILITIES ACROSS VCP AVE
 GRADING & PAVING - SITE, SIDEWALKS, CURBS
 INSTALL LANDSCAPE ELEMENTS - FENCES, PLANTING, PLAYGROUND EQUIPMENT
 NEW SIGNS; REOPEN SIDEWALKS AND STREETS - VCP AVE & RADFORD



3 **STAGE 3 SITE PLAN**
SCALE: 1" = 40'

STAGE 2 - COMMUNITY WING NEW CONSTRUCTION
 INSTALL/REINSTALL CONSTRUCTION FENCE & EROSION CONTROLS, INCL. STABILIZED CONSTRUCTION ENTRANCE, DRAIN INLET PROTECTION
 ESTABLISH ACCESS - LANE & SIDEWALK CLOSURES ON VCP AVE & RADFORD
 INSTALL SHORING AT E PROPERTY LINE
 EXCAVATE FOR FOUNDATION AND GRADE ACCESS TO FOUNDATION WORK
 INSTALL FOUNDATION - FOOTINGS, WALLS, BACKFILL
 INSTALL UNDERSLAB DRAINAGE & UTILITIES, POUR CONCRETE SLAB ON GRADE
 INSTALL UTILITY CONNECTIONS FROM STREET
 STRUCTURAL STEEL, POUR CONCRETE SLAB ON DECK
 INSTALL SCAFFOLDING OR SIDEWALK BRIDGE AT BUILDING ENTRANCES
 EXTERIOR WALL FRAMING, ROOF, EXTERIOR VENEER, WINDOWS & DOORS, FINISHES
 INTERIOR FRAMING, MEP, PARTITIONS, FINISHES
 REMOVE SIDEWALKS & CURBS - VCP AVE & RADFORD
 PAVING - SITE, SIDEWALKS, CURBS
 INSTALL LANDSCAPE ELEMENTS - PLANTING
 REMOVE CHURCH SCAFFOLDING, RESTORE CHURCH LAWN
 NEW STREET MARKINGS & SIGNS; REOPEN SIDEWALKS AND STREETS - VCP AVE & RADFORD

STAGE 1 - STAGING AREA & ACADEMIC BLDG NEW CONSTRUCTION
 ESTABLISH LANE & SIDEWALK CLOSURE ON VCP AVE
 INSTALL/REINSTALL CONSTRUCTION FENCE & EROSION CONTROLS, INCL. SILT FENCE, DRAIN INLET PROTECTION
 SETUP CONTRACTOR TRAILERS, CONNECT UTILITIES
STAGE 1 - ACADEMIC BLDG NEW CONSTRUCTION
 INSTALL/REINSTALL CONSTRUCTION FENCE & EROSION CONTROLS, INCL. STABILIZED CONSTRUCTION ENTRANCE, DRAIN INLET PROTECTION
 ESTABLISH ACCESS - LANE & SIDEWALK CLOSURES ON MCLEAN & LAWRENCE
 RELOCATE OR PROTECT OH UTILITIES ON N SIDE OF LAWRENCE
 INSTALL SHORING AT N PROPERTY LINE
 EXCAVATE FOR FOUNDATION AND GRADE ACCESS TO FOUNDATION WORK
 INSTALL FOUNDATION - FOOTINGS, WALLS, BACKFILL
 INSTALL UNDERSLAB DRAINAGE & UTILITIES, POUR CONCRETE SLAB ON GRADE
 INSTALL UTILITY CONNECTIONS FROM STREET
 STRUCTURAL STEEL, POUR CONCRETE SLAB ON DECKS
 INSTALL SCAFFOLDING OR SIDEWALK BRIDGE AT BUILDING ENTRANCES
 EXTERIOR WALL FRAMING, ROOF, EXTERIOR VENEER, WINDOWS & DOORS, FINISHES
 INTERIOR FRAMING, MEP, PARTITIONS, FINISHES
 REMOVE SIDEWALKS & CURBS - MCLEAN & LAWRENCE
 EXTERIOR GRADING, CONSTRUCT LANDSCAPE WALLS
 PAVING - SITE, SIDEWALKS, CURBS, COURTYARD
 INSTALL LANDSCAPE ELEMENTS - FENCES, PLANTING, BENCHES
 NEW STREET MARKINGS & SIGNS; REOPEN SIDEWALKS AND STREETS - MCLEAN & LAWRENCE



1 **STAGE 1 SITE PLAN**
SCALE: 1" = 40'

NEW COMMUNITY SCHOOL 35 AT ST DENIS SITE
 YONKERS JOINT SCHOOLS CONSTRUCTION BOARD
 121 McLean Avenue
 Yonkers, NY 10705

KG+D listen imagine build
KG+D ARCHITECTS, PC
 285 MAIN STREET • MOUNT KISCO, NEW YORK 10549
 P:914.666.5900
 KGDARCHITECTS.COM

NYSID PROJECT CONTROL No.
66-23-00-01-0-346-001

CONSTRUCTION DOCUMENTS

LEGEND

[Solid Grey]	BUILDING (EXISTING OR NEWLY CONSTRUCTED)
[Hatched]	ACTIVE CONSTRUCTION AREA
[Diagonal Lines]	STAGING AREA
[Cross-hatched]	NEW BUILDING UNDER CONSTRUCTION
[Dashed]	PROPOSED LANE CLOSURE NEXT TO ACTIVE CONSTRUCTION AREA
[Stippled]	SCAFFOLDING / SIDEWALK BRIDGE

NOTE: ALL DESIGN, CONSTRUCTION AND FINISHES INDICATED OR REPRESENTED BY THIS DRAWING ARE OWNED BY AND ARE THE PROPERTY OF KAYEYER, GARMENT & DAVIDSON ARCHITECTS, PC. NO PARTS OF THIS DRAWING, INCLUDING BUT NOT LIMITED TO, CONCEPTS, DESIGN, DRAWINGS, SPECIFICATIONS, SCHEDULES, MEASUREMENTS OR PLANS SHALL BE USED BY OR DISCLOSED TO ANY PURPOSE WHATSOEVER WITHOUT THE WRITTEN PERMISSION OF KGD.

WRITTEN DIMENSIONS ON THIS DRAWING SHALL TAKE PRECEDENCE OVER SCALE DIMENSIONS. CONTRACTOR SHALL VERIFY AND BE RESPONSIBLE FOR ALL DIMENSIONS AND CONDITIONS ON THE JOB AND THIS OFFICE MUST BE NOTIFIED OF ANY VARIATIONS FROM DIMENSIONS AND CONDITIONS SHOWN BY THESE DRAWINGS. SHOP DETAILS MUST BE SUBMITTED TO THIS OFFICE FOR APPROVAL BEFORE PROCEEDING WITH FABRICATION.

LEGAL NOTICE: ALTERATIONS BY ANY PERSON IN ANY WAY, OF ANY ITEM CONTAINED ON THIS DOCUMENT, UNLESS ACTING UNDER THE DIRECTION OF THE LICENSED ARCHITECT WHOSE PROFESSIONAL SEAL IS AFFIXED HERETO, IS A VIOLATION OF TITLE 16, SECTION 201.10 OF NEW YORK STATE LAW.

©COPYRIGHT KAYEYER, GARMENT & DAVIDSON, PC
 ALL RIGHTS RESERVED.

Professional Seal

No.	Date	Issue
5	11/01/2021	ISSUE FOR BID
4	08/24/2021	NYSID ADDENDUM 1
3	07/14/2021	CONST. DOCS - FOR NYSID
2	12/15/2020	DESIGN DEVELOPMENT
1	08/31/2020	SCHEMATIC DESIGN

Sheet Title

STAGING PLANS

Job No.	Date
2019-1026	06-24-21

Scale:	Drawn / Checked
AS NOTED	--

Sheet No.
G002