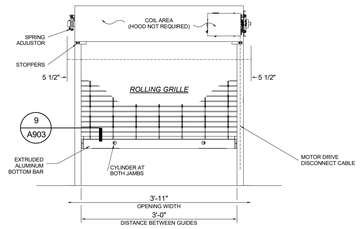

10 ROLL UP GRILLE ELEVATION
NOT TO SCALE

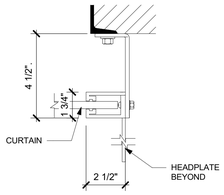

9 ROLL UP GRILLE STEEL JAMB
3" = 1'-0"

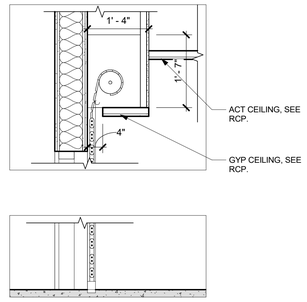

8 SECTION @ SERVERY ROLL DOWN GRILLE
3/4" = 1'-0"

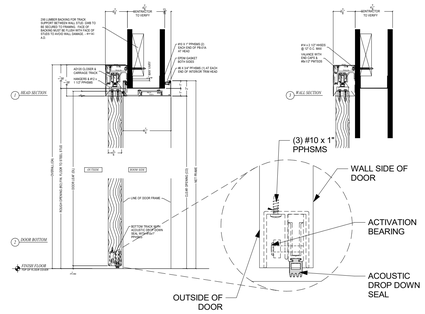

7 SECTION @ CLASSROOM SLIDING DOORS
1 1/2" = 1'-0"

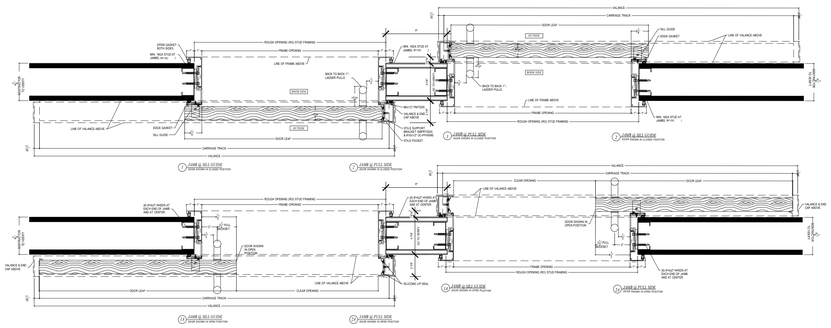

6 SLIDING DOOR PLAN DETAIL
1 1/2" = 1'-0"

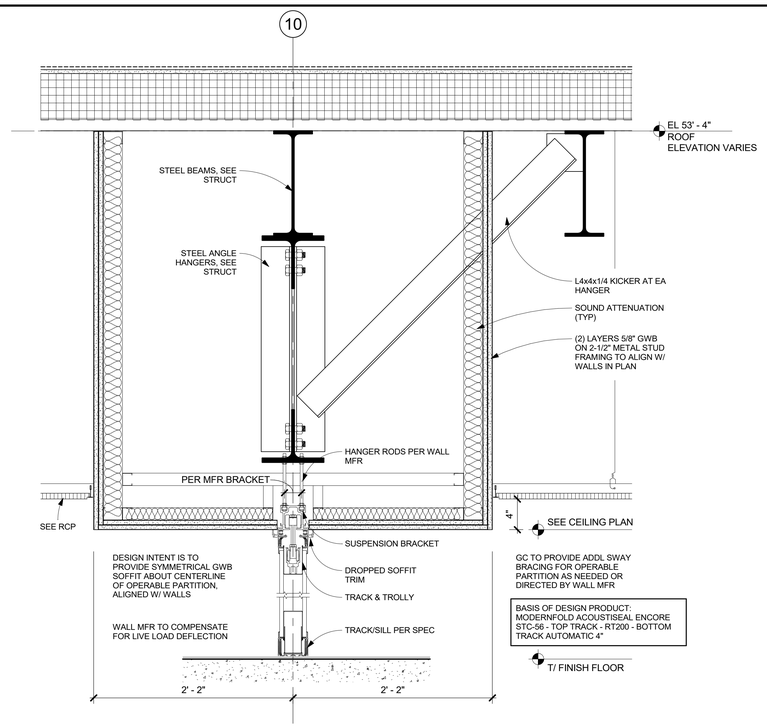

5 OPERABLE PARTITION CEILING DETAIL
1 1/2" = 1'-0"

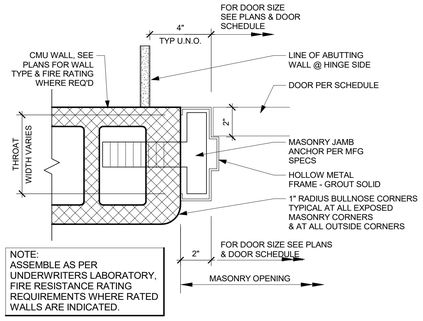

NOTE:
ASSEMBLE AS PER UNDERWRITERS LABORATORY, FIRE RESISTANCE RATING REQUIREMENTS WHERE RATED WALLS ARE INDICATED.

3C DOOR JAMB AT CMU WALL
SCALE 3"= 1'-0"

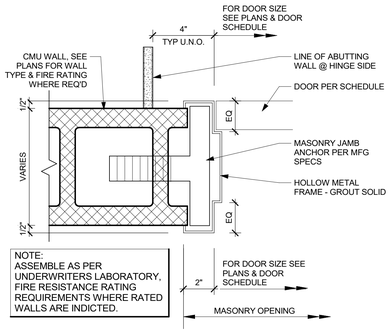

NOTE:
ASSEMBLE AS PER UNDERWRITERS LABORATORY, FIRE RESISTANCE RATING REQUIREMENTS WHERE RATED WALLS ARE INDICTED.

3B DOOR JAMB AT CMU WALL
SCALE 3"= 1'-0"

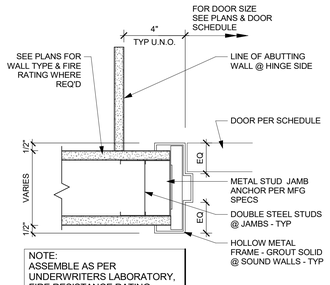

NOTE:
ASSEMBLE AS PER UNDERWRITERS LABORATORY, FIRE RESISTANCE RATING REQUIREMENTS WHERE RATED WALLS ARE INDICTED.

3A DOOR JAMB AT GYP BD WALL
SCALE 3"= 1'-0"

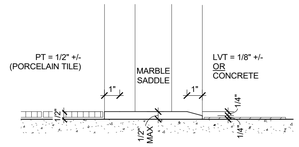

4K SADDLE DETAIL
SCALE 3"= 1'-0"

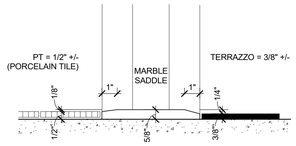

4J SADDLE DETAIL
SCALE 3"= 1'-0"

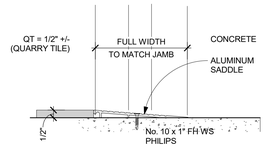

4H SADDLE DETAIL
SCALE 3"= 1'-0"

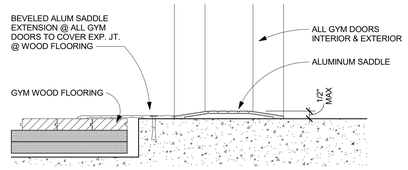

4G SADDLE DETAIL @ GYM DOORS
SCALE 3"= 1'-0"

SADDLE NOTES:

1. COORDINATE DOOR UNDERCUT WITH SADDLE & OTHER UNDERCUTTING REQ. SEE DOOR SCHEDULE & SADDLE DETAILS ON THIS SHEET.

2. SADDLES ARE TO BE FULL WIDTH OF DOOR FRAME

3. INTERIOR SADDLES MAY BE OMITTED WHERE MATERIALS OF SIMILAR THICKNESS MEET WITH THE WRITTEN APPROVAL OF THE ARCHITECT. DOOR UNDERCUTS SHALL BE COORDINATED.

4. AT GYM DOORS, INTERIOR & EXTERIOR, PROVIDE AN EXTENDED ALUMINUM SADDLE TO COVER THE EXPANSION JT AT WOOD FLOORING. SADDLE TO HAVE BEVELED EDGES & NON-SKID SURFACE. COORDINATE WITH WOOD FLOORING INSTALLATION FOR EXTENT.

5. TERRAZZO SADDLES, WHEN USED OR CALLED FOR SHALL BE SELECTED FROM FULL COLOR RANGE TO MATCH ADJACENT FLOORING.

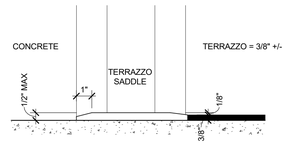

4E SADDLE DETAIL
SCALE 3"= 1'-0"

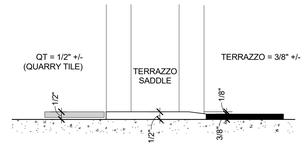

4D SADDLE DETAIL
SCALE 3"= 1'-0"

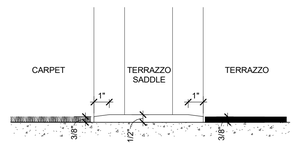

4C SADDLE DETAIL
SCALE 3"= 1'-0"

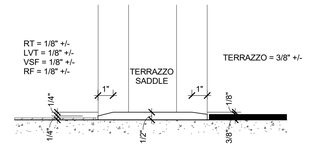

4B SADDLE DETAIL
SCALE 3"= 1'-0"

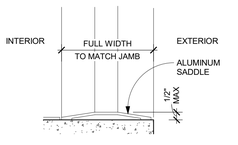

4A TYPICAL EXTERIOR SADDLE
SCALE 3"= 1'-0"

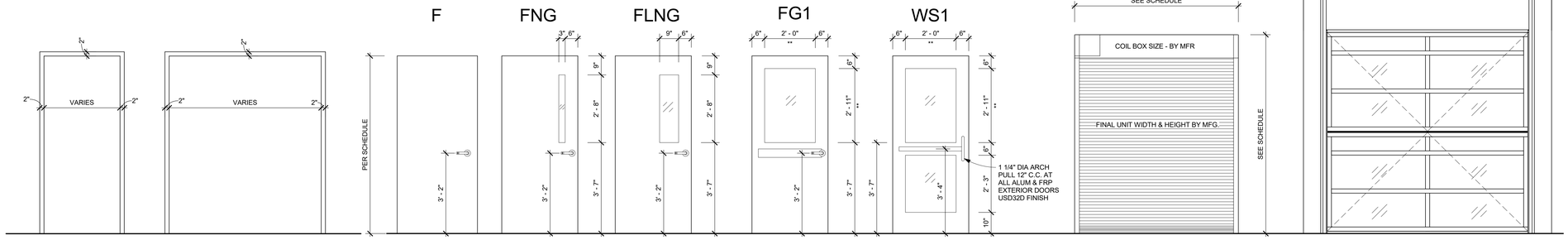

1 (SINGLE DOOR) | 2 (DOUBLE DOOR) | FLUSH (F) | FLUSH NARROW GLASS (FNG) GLAZING < 100 sq in (FOR 120 MIN DOORS) | FLUSH LONG NARROW GLASS (FLNG) | FLUSH GLASS (FG1) ** DIMENSION INCREASES AT DOORS > 7'-0" H AT DOORS > 3'-0" W | WIDE STILE (WS1) ** DIMENSION INCREASES AT DOORS > 7'-0" H AT DOORS > 3'-0" W | CD (COILING DOOR) (EXTERIOR SHALL BE INSULATED TYPE) | BFD (BI-FOLD OVERHEAD GLASS DOOR) INSULATED TYPE - CAFETERIA

3A DOOR JAMB AT GYP BD WALL
SCALE 3"= 1'-0"

2 FRAME TYPES
1/2" = 1'-0" HOLLOW METAL FRAMES SHALL BE FULLY WELDED

1 DOOR TYPES & NOTES
1/2" = 1'-0"

NEW COMMUNITY SCHOOL 35 AT ST DENIS SITE

YONKERS JOINT SCHOOLS CONSTRUCTION BOARD

121 McLean Avenue
Yonkers, NY 10705

KG+D listen imagine build

KG+D ARCHITECTS, PC
285 MAIN STREET • MOUNT KISCO, NEW YORK 10549
P:914.666.5900 KGDARCHITECTS.COM

NY SED PROJECT CONTROL NO.
66-23-00-01-0-346-001

CONSTRUCTION DOCUMENTS

GENERAL NOTES

1. WOOD DOORS SHALL BE FACTORY FINISHED & SHALL HAVE HOLLOW METAL FRAMES UNO
2. HOLLOW METAL DOORS SHALL HAVE HOLLOW METAL FRAMES - H.M. DOORS & FRAMES SHALL BE PAINTED
3. HOLLOW METAL FRAMES SHALL BE PAINTED
4. ALUMINUM DOORS, FRAMES, SIDELITES & TRANSOMS SHALL BE FACTORY FINISHED
5. FRP DOORS SHALL HAVE SANDSTONE FINISH & SHALL HAVE SUITABLE BLOCKING FOR LEVERS OR ARCHITECTURAL PULLS; (RECESSED DOOR PULLS ARE NOT ACCEPTABLE) - FRP DOOR FRAMES SHALL BE ALUMINUM & SHALL BE FACTORY FINISHED TO MATCH THE ALUM. FINISH ON WINDOWS & ALUMINUM ENTRANCES
6. EXTERIOR PAIRS OF DOORS SHALL HAVE AN ALUMINUM KEYED REMOVABLE MULLION, PLUG TYPE WIRING HARNESS, RIM CYLINDER EXIT DEVICE & KEYED CYLINDER DOGGING
7. INTERIOR PAIRS OF DOORS SHALL HAVE A HOLLOW METAL KEYED REMOVABLE MULLION & PLUG TYPE WIRING HARNESS; w/ RIM CYLINDER EXIT DEVICE & KEYED CYLINDER DOGGING. (EXCEPTION IS CROSS-CORRIDOR DOORS & STAIR DOOR PAIRS)
8. STAIR DOORS, CROSS-CORRIDOR DOORS & ALL TEACHING SPACES SHALL HAVE MAGNETIC HOLD-OPEN DEVICES & SHALL BE TIED-INTO THE FIRE ALARM SYSTEM
9. DO NOT ORDER ANY DOOR HARDWARE UNTIL AFTER THE REQUIRED KEYING MEETING
10. EXTERIOR DOORS SHALL BE PROVIDED WITH AN ADA COMPLIANT ALUMINUM SADDLE. SEE SPEC AND DRAWING DETAILS FOR OTHER SADDLE LOCATIONS.
11. FACE OF ADJACENT WALL TO EDGE OF DOOR FRAME IS 4" (TYPICAL) U.N.O. SEE DETAILS 3A, 3B, & 3C ON A903
12. SEE SPEC SECTION 08 71 00 FOR DOOR HARDWARE SETS, HARDWARE NOTES, COMPONENTS & OTHER INFORMATION
13. FIRE RATED GLAZING SHALL BE FIRELITE PLUS - GLAZING IN FIRE RATED DOORS SHALL MEET THE DOOR FIRE RATING - SIDELITE & TRANSOM FIRE RATING SHALL MEET THE FIRE RATING OF THE WALL. (EXCEPTION: FIRE WALL DOOR PAIR WHICH REQUIRES FIRE-RESISTIVE GLAZING PER E119 - USE PILKINGTON PYROSTOP GLAZING)

Key Plan

NOTE: ALL IDEAS, DESIGNS, ARRANGEMENTS AND PLANS INDICATED OR REPRESENTED BY THIS DRAWING ARE OWNED BY AND ARE THE PROPERTY OF KAEYER, GARRIGNET, & DAVIDSON ARCHITECTS, PC (KG&D), AND WERE CREATED FOR USE ON THIS PROJECT. NONE OF SUCH IDEAS, DESIGNS, ARRANGEMENTS OR PLANS SHALL BE USED BY OR DISCLOSED TO ANY PURPOSE WHATSOEVER WITHOUT THE WRITTEN PERMISSION OF KG&D.

WRITTEN DIMENSIONS ON THIS DRAWING SHALL HAVE PRECEDENCE OVER SCALED DIMENSIONS. CONTRACTOR SHALL VERIFY ALL ACTUAL DIMENSIONS AND CONDITIONS ON THE JOB AND THE ARCHITECT MUST BE NOTIFIED OF ANY VARIATIONS FROM DIMENSIONS AND CONDITIONS SHOWN. SHOP DETAILS MUST BE SUBMITTED TO THIS OFFICE FOR APPROVAL BEFORE PROCEEDING WITH FABRICATION.

ALTERATIONS BY ANY PERSON, IN ANY WAY, OF ANY ITEM CONTAINED ON THIS DOCUMENT, UNLESS ACTING UNDER THE DIRECTION OF THE LICENCED ARCHITECT WHOSE PROFESSIONAL SEAL IS AFFIXED HERETO, IS A VIOLATION OF TITLE VII, SECT. 69.9 (b) OF NEW YORK STATE LAW.
COPYRIGHT KAEYER, GARRIGNET, & DAVIDSON ARCHITECTS, PC
ALL RIGHTS RESERVED.

Professional Seal

No.	Date	Issue
5	11/01/2021	ISSUE FOR BID
3	07/14/2021	CONSTRUCTION DOCS - NYSED
2	12/15/2020	DESIGN DEVELOPMENT

Sheet Title

TYPICAL DOOR TYPES & DETAILS

Job No.	Date
2019-1026	12/15/2020
Scale	Drawn / Checked
AS NOTED	- -

Sheet Number

A903