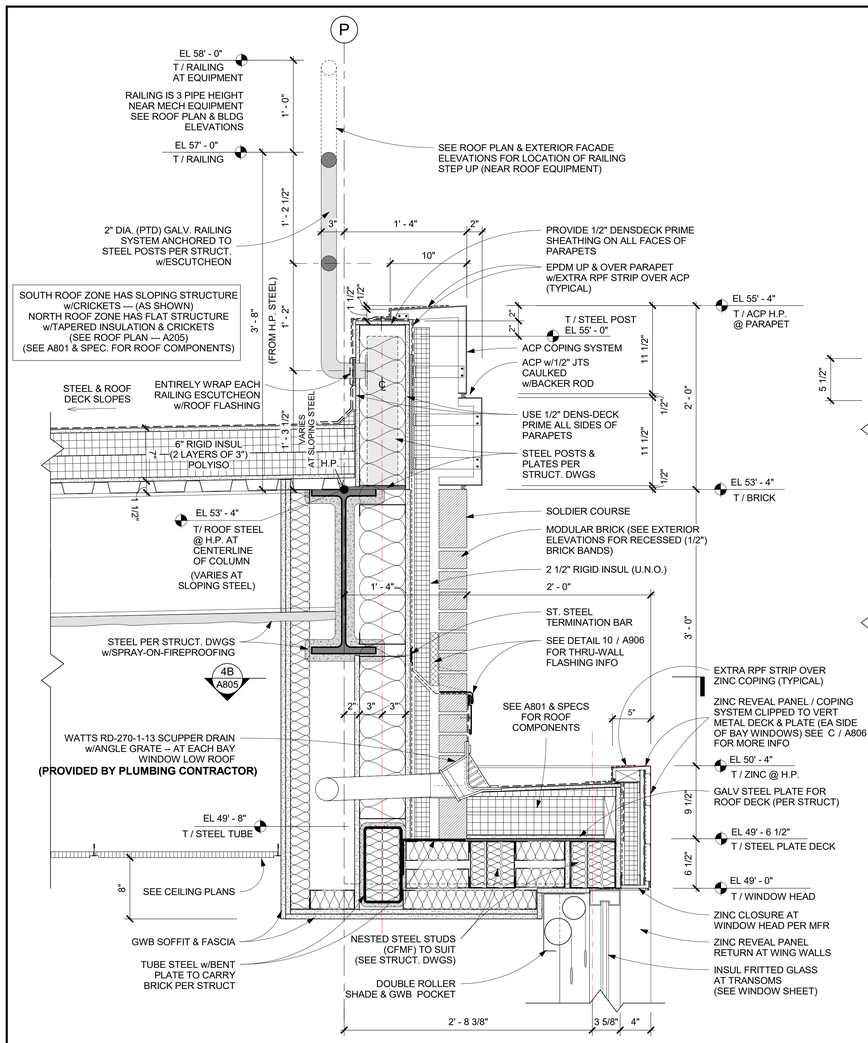

E SECTION DETAIL E - AT UPPER ROOF PARAPET & AT BAY WINDOW LOW ROOFS
1 1/2" = 1'-0"

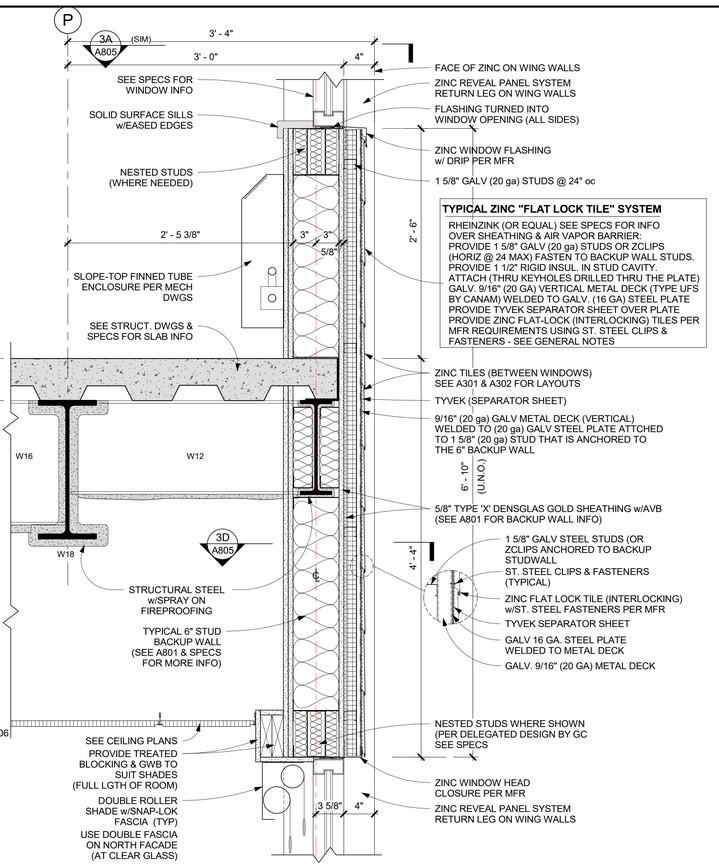

D SECTION DETAIL D - 4th FL at BAY WINDOW
1 1/2" = 1'-0"

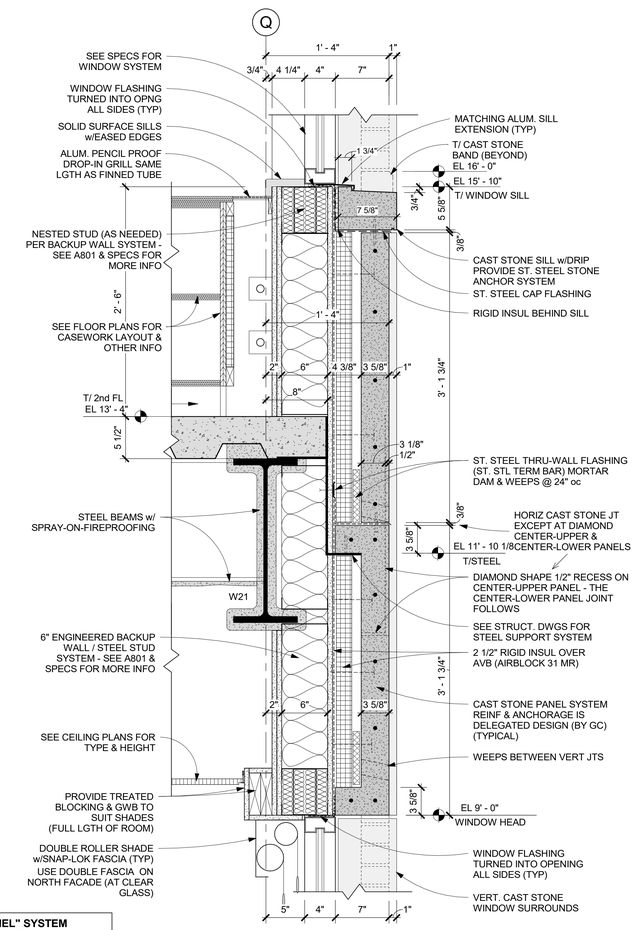

B SECTION DETAIL B - 2nd FL at CAST STONE
1 1/2" = 1'-0"

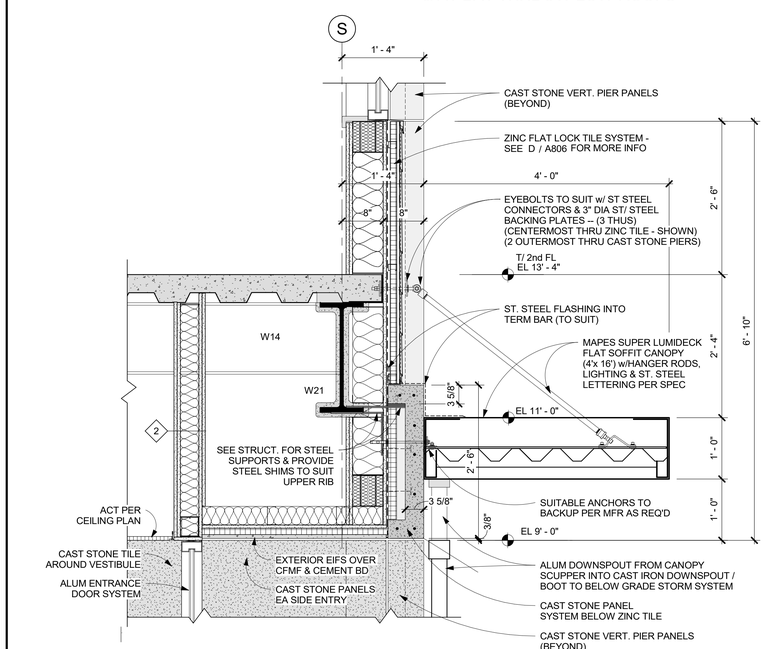

SF WALL SECTION SF AT MAIN ENTRY CANOPY
1" = 1'-0"

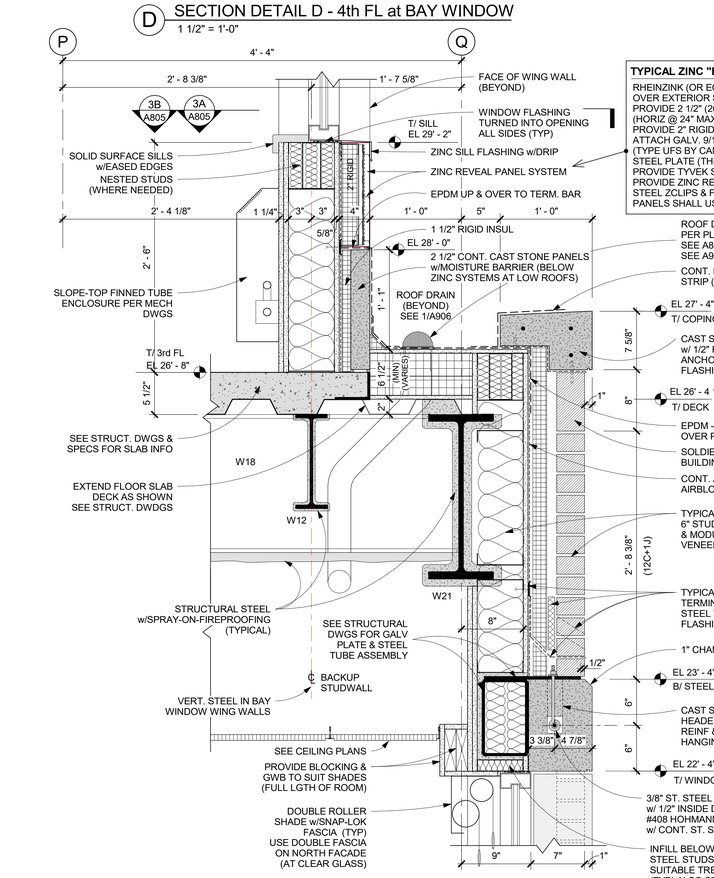

C SECTION DETAIL C - 3rd FL at LOW ROOF
1 1/2" = 1'-0"

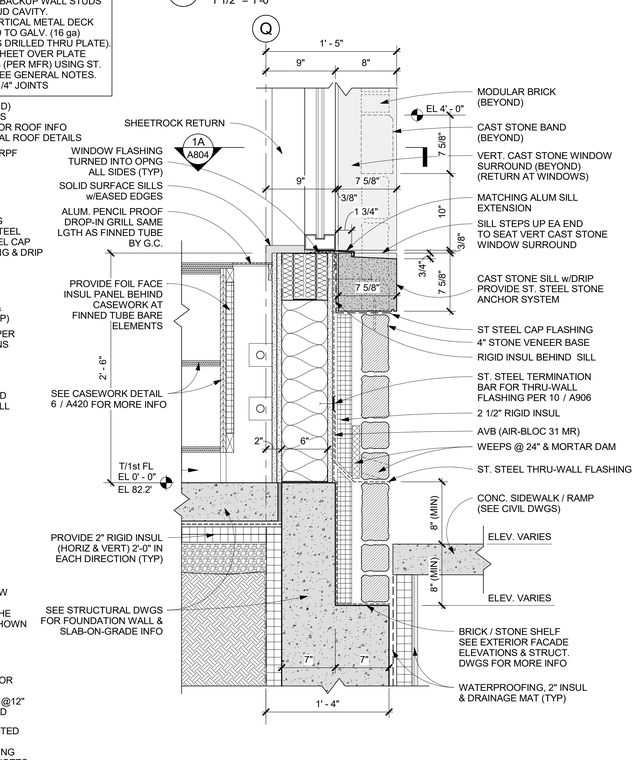

A SECTION DETAIL A - 1st FL at SILL
1 1/2" = 1'-0"

NEW COMMUNITY SCHOOL 35 AT ST DENIS SITE

YONKERS JOINT SCHOOLS CONSTRUCTION BOARD

121 McLean Avenue
Yonkers, NY 10705

KG+D listen imagine build

KG+D ARCHITECTS, PC
285 MAIN STREET • MOUNT KISCO, NEW YORK 10549
P:914.666.5900 KGDARCHITECTS.COM

NY SED PROJECT CONTROL NO.

66-23-00-01-0-346-001

CONSTRUCTION DOCUMENTS

GENERAL NOTES

1 IT IS A REQUIREMENT OF THIS PROJECT THAT ALL WINDOW, DOOR, LOUVER AND ALL OTHER OPENINGS, PENETRATIONS INCLUDING DECK FLUTES IN THE BUILDING EXTERIOR SHALL HAVE THE SURROUNDING GAPS FOR SHIMS & LEVELING FILLED WITH BATT INSULATION STRIPS TO FORM A COMPLETE AIR INFILTRATION BARRIER. IN MANY CASES SMALL BITS & PIECES OF INSULATION WILL REQUIRE BEING FITTED INTO THESE GAPS AT HEAD, JAMBS & SILLS.

1A PRIOR TO CLOSURE OF SURROUNDING CONSTRUCTION THE G.C. SHALL PROVIDE THE ARCHITECT WITH ADEQUATE NOTICE FOR REVIEW OF ALL SUCH CONDITIONS.

1B NON-EXPANDING SPRAY FOAM FILLER MAY BE PERMISSABLE FOR SEALING THE BUILDING PERIMETER, IF APPROVED BY THE ARCHITECT.

2A ACP (ALUMINUM COMPOSITE PANEL) SYSTEM SHALL INCLUDE MFR APPROVED ALUM. EXTRUDED ATTACHMENT SYSTEM, INCLUDING FIRE TREATED BLOCKING OR OTHER APPROVED SUBSTRATE SHALL BE PROVIDED WHERE NEEDED (EVEN IF NOT SHOWN), AS PART OF THE SYSTEM.

2B ZINC "REVEAL PANEL" SYSTEM AND ZINC "FLAT-LOCK TILE" SYSTEM SHALL INCLUDE THE ATTACHMENTS (TO BACKUP WALL, COMPOSED OF) GALV. METAL DECK & WELDED PLATE PER DETAILS. PROVIDE MFR. APPROVED ST. STEEL ATTACHMENT SYSTEM OF ZCLIPS, FASTENERS & THE LIKE

2C ZINC CLADDING SYSTEMS SHALL INCLUDE WINDOW - HEAD, JAMB, TRIM, CLOSURE & SILL FLASHINGS w/DRIP PER MFR. SEE SPECS FOR FINISH & OTHER REQUIREMENTS

2D PRIOR TO INSTALLATION OF ANY ZINC CLADDING SYSTEM THE MASONRY, STONE OR CAST STONE ADJACENT OR NEAR MUST BE FULLY WASHED DOWN

3 HOLLOW STRUCTURAL STEEL MEMBERS & NESTED STEEL STUDS (CFMF) CONTAINED WITHIN THE EXTERIOR BACKUP WALL SHALL BE INTERNALLY INSULATED (PRIOR TO ERECTION) TO MAINTAIN CONTINUITY OF THE BUILDING ENVELOPE INSULATION

4 PROVIDE BULLNOSE FOR ALL CMU WALLS WITH EXPOSED OUTSIDE CORNERS. REFER TO DETAIL 3C / A903 (EVEN IF NOT SHOWN IN DETAILS)

Key Plan

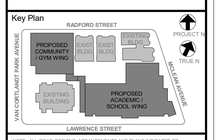

NOTE: ALL IDEAS, DESIGNS, ARRANGEMENTS AND PLANS INDICATED OR REPRESENTED BY THIS DRAWING ARE OWNED BY AND ARE THE PROPERTY OF KAEYER, GARMENT, & DAVIDSON ARCHITECTS, PC (KG&D), AND WERE CREATED FOR USE ON THIS PROJECT. NONE OF SUCH IDEAS, DESIGNS, ARRANGEMENTS OR PLANS SHALL BE USED BY OR DISCLOSED TO ANY PURPOSE WHATSOEVER WITHOUT THE WRITTEN PERMISSION OF KG&D.

WRITTEN DIMENSIONS ON THIS DRAWING SHALL HAVE PRECEDENCE OVER SCALED DIMENSIONS. CONTRACTOR SHALL VERIFY ALL ACTUAL DIMENSIONS AND CONDITIONS ON THE JOB AND THE ARCHITECT MUST BE NOTIFIED OF ANY VARIATIONS FROM DIMENSIONS AND CONDITIONS SHOWN. SHOP DETAILS MUST BE SUBMITTED TO THIS OFFICE FOR APPROVAL BEFORE PROCEEDING WITH FABRICATION.

ALTERATIONS BY ANY PERSON, IN ANY WAY, OF ANY ITEM CONTAINED ON THIS DOCUMENT, UNLESS ACTING UNDER THE DIRECTION OF THE LICENCED ARCHITECT WHOSE PROFESSIONAL SEAL IS AFFIXED HERETO, IS A VIOLATION OF TITLE VII, SECT. 69-5 (b) OF NEW YORK STATE LAW.
COPYRIGHT KAEYER, GARMENT, & DAVIDSON ARCHITECTS, PC
ALL RIGHTS RESERVED.

Professional Seal

No.	Date	Issue
5	11/01/2021	ISSUE FOR BID

Sheet Title

ENLARGED SECTIONS and DETAILS

Job No.	Date
2019-1026	11/01/2021
Scale	Drawn / Checked
AS NOTED	- -

Sheet Number

A806