

BID ADDENDUM NO. 5

OWNER: PORT CHESTER – RYE UNION FREE SCHOOL DISTRICT
113 BOWMAN AVE.
RYE BROOK, NY 10573

PROJECT NAME: PORT CHESTER HIGH SCHOOL ADDITIONS, ALTERATIONS
AND ATHLETIC FIELD

F&D PROJECT #: PCHS # 17295.03

The items set forth herein, whether of omission, addition, substitution or clarification are to be included in and form a part of the proposal submitted. This Addendum is hereby included in and made a part of the Contract Documents, dated 1/21/19 whether or not attached thereto. All requirements of the original project specifications and drawings shall remain in force except as amended by this addendum.

DATE: February 28, 2019

This addendum consists of two (2) pages and Drawings SSP-001.01, SSP-100.01, SSP-110.01, SSP-120.01, SSP-130.01, SSP-140.01, P201, P203, P206, SP201, SP202 and E303.

THE FOLLOWING ARE MODIFICATIONS, CLARIFICATIONS, DELETIONS OR ADDITIONS TO THE SPECIFICATIONS:

SECTION 01 1000 SUMMARY OF CONTRACTS

Paragraph 1.16.C.10 Delete paragraph in its entirety.

SECTION 08 8000 GLAZING

Paragraph 2.5 A.4. Add: "and curtain wall".

Paragraph 2.5 C. Delete paragraph in its entirety.

Paragraph 2.5 D.2. Change "Laminated safety glass" to "1/4" thick fully tempered float glass".

Section 09 6429 wood and strip plank flooring

2.3 A Delete paragraph in its entirety.

3.3 A Delete paragraph in its entirety.

3.3 B Delete paragraph in its entirety.

3.3 D Delete "Place".

SECTION 09 6500 RESILIENT FLOORING

Clarification: Adhesive shall be provided as recommended by flooring manufacture. Note that recommendations shall be made which reflect and are compatible with the results of moisture level tests in the concrete substrate.

SECTION 23 0410 PIPING, FITTINGS, VALVES AND NOTES (HOT WATER)

Paragraph 2.1 A. Add: " 4. Grooved piping joints for HWS/R piping shall be an acceptable alternative to welded or screwed joints 2 1/2" and larger".

THE FOLLOWING ARE MODIFICATIONS, CLARIFICATIONS, DELETIONS OR ADDITIONS TO THE DRAWINGS:

DRAWINGS GENERAL

Radon System Clarification: Components shown shall be installed by the G.C. The E.C. shall provide power for a future motor operated fan. H.C. shall provide fan. Final design/fan requirement, etc. contingent upon final radon test results. Testing by Owner.

DRAWING A11 BLEACHER DETAILS

Section 2 Clarification: New handrails are indicated. Note that the new handrails and related items shall be stainless steel.

DRAWING A160 AND A161 PLANS AND ELEVATIONS

Change: "7/A525" to "8/A525".

DRAWING C2 SITE PLAN

Add: A new 14'L x 8'W x 8'H precast concrete vault has been added to the project. See requirements listed below:

Access Door

- 36 x 36 Aluminum diamond plate floor door. Channel frame, H20 loading.
- Exterior application. Watertight.
- Similar to Best Access Doors. Model BA-FC-H20.

Vault

- Provide engineered prefabricated, reinforced precast concrete vault rated for H20 wheel load. Submit shop drawings signed and sealed by N.Y.S. P.E. As manufactured by Precast Concrete Solutions or approved equal.
- Provide membrane waterproofing over the entirety of the vault.
- Set vault on 12" compacted crushed stone.
- Detention tank shall be tested for leakage in the presence of the Engineer, and according to the standard test: HST-VIO. Test shall be performed after all of the structure is complete and concrete has attained its design compressive strength, and prior to backfilling. All tanks penetrations and outlets shall be securely sealed to prevent the loss of the water during the test. If the water is to be filled using the tank inlet pipe, positive means shall be provided to check that water is not entering or leaving the tank through this pipe. Tank penetrations and pipe outlets shall be monitored before and during the test to ensure the water tightness of these appurtenances. Leakage of these outlets shall be repaired prior to test measurements. The ground water level shall be brought to a level below the top of the slab and kept at that elevation during the test. The tank shall be filled with water at a rate not exceeding four (4) feet per hour. Filling shall be continued until the water surface is at the design maximum liquid level or four (4) inches below any fixed overflow level, whichever is lower. the exterior surfaces shall be inspected during the period of filling the tank. If any flow of water is observed from the tank exterior surfaces, including joints or cracks. The defect causing the leakage shall be repaired. The structure shall be inspected daily for damp spots, seepage, and leakage. There is no numerical value for the allowable loss of water during the HST-VIO tightness test. However, there shall no water observed flowing or seeping from the tank for 24 hours after the tank is filled to the test level.
- See revised P203 and P206 for exact location and additional information.

END OF BID ADDENDUM NO. 5

For referenced only: Attached are all RFIs to date.

Owner:
 NEW YORK STATE EDUCATION DEPARTMENT
 89 WASHINGTON AVENUE
 ALBANY, NY 12234

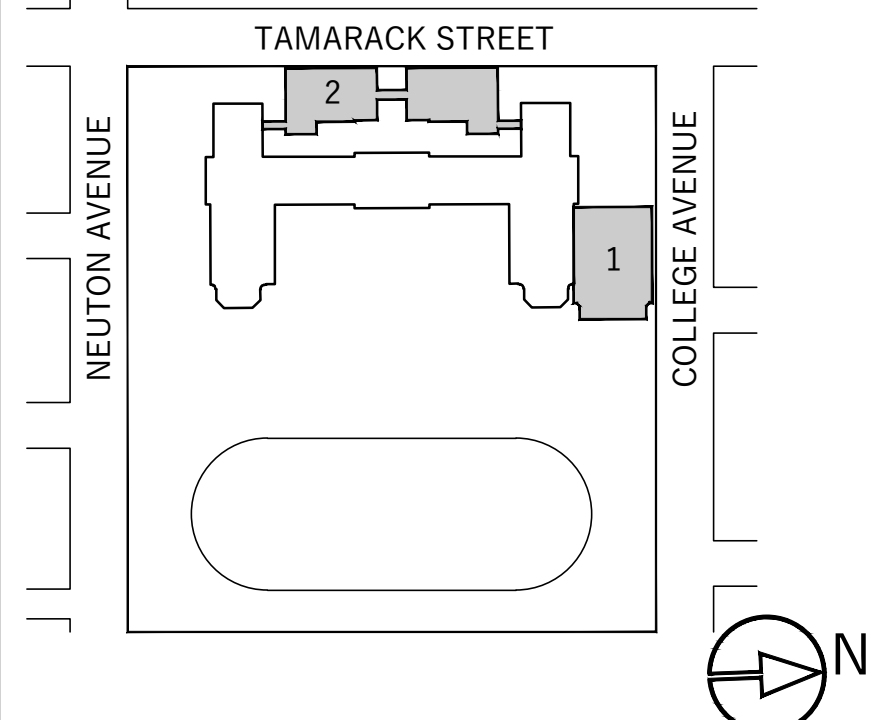
Contact Name: TBD
 Contact Phone: TBD

Contractor:
 TBD

Contact Name: TBD
 Contact Phone: TBD
 Tracking Number:

Prepared By:
 TOTAL SAFETY CONSULTING, LLC
 751 BROADWAY, GROUND FLOOR
 BAYONNE, NJ 07002
 Contact Person: PETER SIMON
 Filing Representative:
 CONTACT PHONE: 201-437-5150

SED Project #:	66-19-04-03-0-004-032
Block:	1
Lot:	9
Landmark:	N
Zone/Map:	135.68
Bldg Height:	3 STORIES, ±54'-0"



Scope of Work:
 ADDITIONS TO EXISTING BUILDING

Scale:
 1/32" = 1'-0"

SITE SAFETY PLAN for PORT CHESTER HIGH SCHOOL

1 TAMARACK RD., PORT CHESTER, NY 10573

Drawing Title:
 SITE LOGISTICS PLAN

Seal & Signature:	Date:	02.28.19
	Project No.:	T181035
	Drawing by:	D.G.
	Checked by:	S.M.
	Drawing No.:	SSP-100.01
	Page #:	3
	Revision #:	1

LEGEND

[Symbol]	PROPERTY LINE
[Symbol]	ROADWAY LINE
[Symbol]	TO BE DEMOLISHED
[Symbol]	SHEETING/SHORING
[Symbol]	UNDERPINNING
[Symbol]	8" H CHAIN LINK FENCE WITH MESH
[Symbol]	GUARDRAIL
[Symbol]	CHAIN LINK FENCE
[Symbol]	EXISTING FENCE
[Symbol]	4" HIGH CONSTRUCTION FENCE OR BARRIER WITH 4" HIGH PLEXIGLAS OR WIRE MESH ON TOP
[Symbol]	MOVABLE BARRIERS - YODOCK
[Symbol]	NOT MOVABLE BARRIERS - CONCRETE JERSEY BARRIERS
[Symbol]	NOT MOVABLE BARRIERS - FILLED WITH WATER
[Symbol]	NOT MOVABLE - CONCRETE JERSEY OR WATER FILLED BARRIERS WITH CHAIN LINK FENCE ON TOP
[Symbol]	SIDEWALK SHED
[Symbol]	HIGH SHED
[Symbol]	OVERHEAD PROTECTION
[Symbol]	TRACK PAD
[Symbol]	BRIDGE
[Symbol]	NEW ASPHALT
[Symbol]	SAWCUT PORTION
[Symbol]	PROPOSED BUILDING
[Symbol]	PIPE SCAFFOLD
[Symbol]	LADDER INTO EXCAVATION SITE
[Symbol]	GATE
[Symbol]	SLIDING GATE
[Symbol]	VEHICLE TRAFFIC FLOW
[Symbol]	VEHICULAR TRAFFIC ON & OFF SITE
[Symbol]	PEDESTRIAN WALKWAY
[Symbol]	FIRE DEPARTMENT CONNECTION
[Symbol]	STAND PIPE RISER
[Symbol]	FIRE HYDRANT
[Symbol]	FLAG PERSON
[Symbol]	STREET LIGHT
[Symbol]	STREET SIGN
[Symbol]	BUILDING ENTRY/EXIT

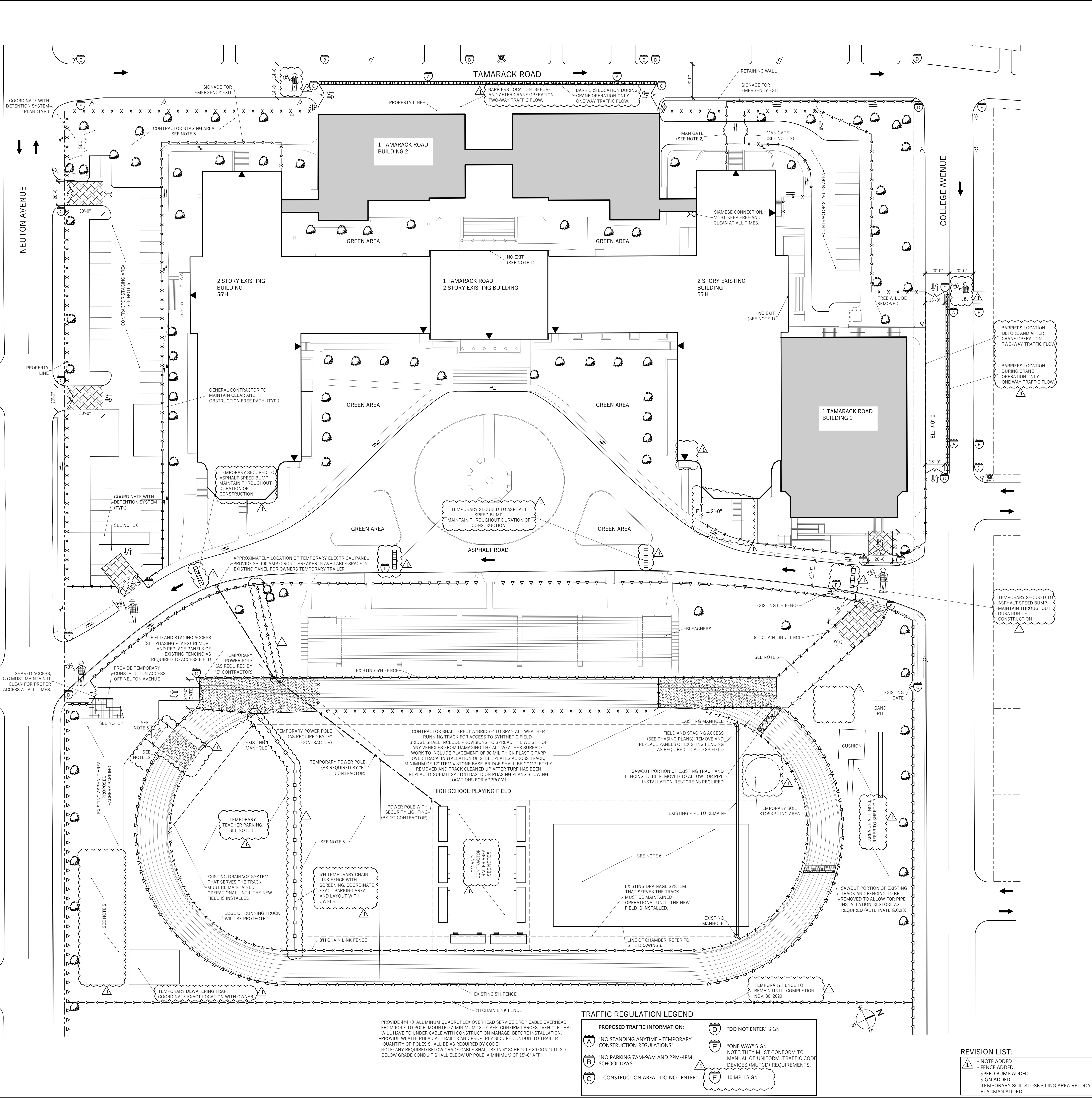
EQUIPMENT LIST

- EXCAVATOR
- BOBCAT
- CONCRETE PUMP TRUCK
- CONCRETE TRUCK
- BOOM TRUCK
- DELIVERY TRUCK
- FORKLIFT
- HAND TOOLS
- CHAIN SAWS
- CHIPPING GUINS
- JACKHAMMERS
- ELECTRIC GRINDER
- COMPRESSOR

LOCATION OF EQUIPMENT WILL VARY IN ACCORDANCE WITH WORK.

- ### GENERAL NOTES
- EXISTING EGRESSES TO BE CLOSED WITH TEMPORARY PARTITION. TEMPORARY EGRESS SIGNAGE SHALL BE INSTALLED.
 - GATE SHALL NOT BE USED DURING SCHOOL HOURS.
 - TREES IN THE CONSTRUCTION AREA SHALL BE PROTECTED AS REQUIRED.
 - GRASS AND 4" TOPSOIL SHALL BE REMOVED AND 6" ASPHALT SHALL BE INSTALLED.
 - GRASS AND TOPSOIL SHALL BE REMOVED. ALL MATERIAL SHALL BE KEPT OFFSITE. MINIMUM 4" BASE OF CRUSHED GRAVEL ITEM #4 COMPACTED SHALL BE PROVIDED. THE EDGE OF RUNNING TRACK SHALL BE PROTECTED.
 - GRASS AND TOPSOIL SHALL BE REMOVED. MINIMUM 10" BASE OF 2"-3" AGGREGATE STONE OVER GEOTEXTILE CLASS C OR BETTER SHALL BE INSTALLED OVER DETENTION SYSTEM. TEMPORARY POWER POLES TO BE MOVED AND REMOVED AS REQUIRED BY PHASING OF WORK (BY "E" CONTRACTOR).
 - G.C. SHALL PERFORM ALL WORK ON THESE DRAWINGS (SSP) UNLESS OTHERWISE NOTED.
 - REFER TO SITE UTILITY NOTES FOR IDENTIFICATION OF UNDERGROUND UTILITIES.
 - ALL EQUIPMENT SHALL BE TIER 4 COMPLIANT.
 - AREA AT TEMPORARY TEACHER PARKING TO BE RESTORED AS NEW PAVED PARKING TO BE AVAILABLE. ATHLETIC TRACK STAGING AREA TO BE REMOVED AND RESTORED BY 6/1/2020.
 - REMOVE EXISTING FENCE FABRIC AND POLES. PROVIDE FENCED IN TEMPORARY ACCESS FOR TEACHER PARKING. PROTECT TRACK AT ALL TIMES. RESTORE FENCE FABRIC AND POLES WHEN PROCESS IS COMPLETED.
 - FLAGMEN ARE REQUIRED BY ALL PRIMES ON AN AS-NEEDED BASIS WHEN CONSTRUCTION VEHICLES TRAVEL BETWEEN STAGING / CONSTRUCTION AREAS. THE VILLAGE OF RYE BROOK HAS REQUIRED WITH THEIR APPROVAL OF THIS PLAN, THAT IF CONTRACTOR PROVIDED FLAGMEN DO NOT ADEQUATELY DIRECT TRAFFIC AT THE PROJECT SITE, THEN THEY WILL PROVIDE TRAFFIC CONTROL POLICE OFFICERS AND THE PRIME CONTRACTORS WILL BE RESPONSIBLE FOR THE COST OF SAVER.
 - THE VILLAGE OF RYE BROOK HAS APPROVED THE MID-STREET BARRIERS / ONE-WAY TRAFFIC PATTERN FOR THE DURATION OF CONSTRUCTION. CRANE OPERATIONS ONLY. ALL OTHER TIMES WILL REQUIRE BARRIERS TO BE MOVED TO CURB LINE AND TRAFFIC FLOW RETURNED TO 2-WAY, TYPICAL AT COLLEGE AVE AND TAMARACK RD. REFER TO THE VILLAGE RESOLUTION INCLUDED IN ADDENDUM.
 - CONTRACTORS ARE RESPONSIBLE TO PHOTO/VIDEO DOCUMENT THE EXISTING CONDITIONS ALONG THE TAMARACK RD, NEUTRON AVE. AND COLLEGE AVE. RIGHT OF WAY PRIOR TO CONSTRUCTION COMMENCING. CONTRACTORS WILL BE RESPONSIBLE FOR ANY DAMAGES THAT OCCUR DUE TO THEIR OPERATIONS WITHIN THE RIGHT OF WAY OR ADJACENT PROPERTIES ALONG THE RIGHT OF WAY SURROUNDING THE CONSTRUCTION AREAS.

- ### SITE UTILITY NOTES
- ANY EXISTING UTILITY SHOWN ARE APPROXIMATE ONLY AND BASED ON AVAILABLE RECORDS, VERBAL INFORMATION AND/OR PHYSICAL FEATURES. PRIOR TO EXCAVATION THE CONTRACTOR SHALL CONTACT A THIRD PARTY LOCATING SERVICE TO CONFIRM AND MARK EXISTING BURIED UTILITIES.
 - ALL EXISTING UNDERGROUND UTILITIES IN THE WORK AREA MUST BE POSITIVELY IDENTIFIED. ANY MARKINGS MADE DURING THE UTILITY INVESTIGATION MUST BE MAINTAINED THROUGHOUT THE CONTRACT.
 - WHENEVER CONTRACT WORK INVOLVES CHIPPING, SAW CUTTING, OR CORE DRILLING THROUGH CONCRETE, BITUMINOUS ASPHALT OR OTHER IMPERVIOUS SURFACES, THE THIRD PARTY, INDEPENDENT LOCATING COMPANY SHALL LOCATE UTILITY DEPTH PRIOR TO THE START OF DEMOLITION AND CONSTRUCTION. THE USE OF HISTORICAL DRAWINGS DOES NOT ALLEVIATE THE CONTRACTOR FROM MEETING THIS REQUIREMENT. THE CONTRACTOR SHALL TAKE THE NECESSARY PRECAUTIONS TO PROTECT THE EXISTING UTILITIES, AND ANY DAMAGE TO THE UTILITIES SHALL BE IMMEDIATELY REPAIRED AT THE CONTRACTOR'S EXPENSE.



TRAFFIC REGULATION LEGEND

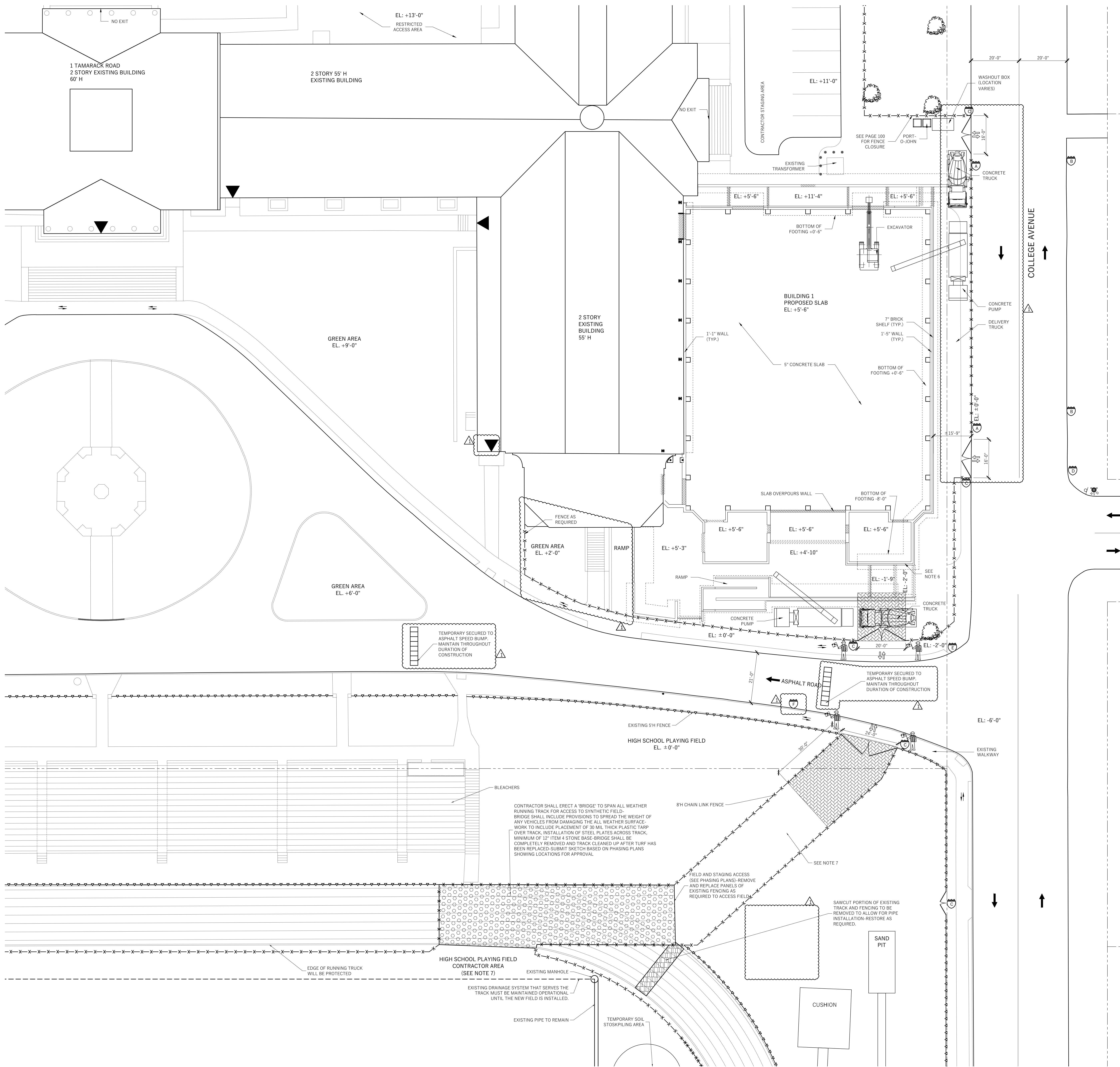
PROPOSED TRAFFIC INFORMATION:

(A) NO STANDING ANYTIME - TEMPORARY CONSTRUCTION REGULATIONS	(D) DO NOT ENTER SIGN
(B) NO PARKING 7AM-9AM AND 2PM-4PM SCHOOL DAYS	(E) ONE WAY SIGN
(C) CONSTRUCTION AREA - DO NOT ENTER	(F) 10 MPH SIGN

NOTE: ANY REQUIRED BELOW GRADE CABLE SHALL BE IN #4 SCHEDULE 90 CONDUIT. 2'-0" BELOW GRADE CONDUIT SHALL ELBOW UP POLE. A MINIMUM OF 12'-0" AFF.

REVISION LIST:

△	NOTE ADDED
○	FENCE ADDED
□	SPREAD BUMP ADDED
◇	SIGN ADDED
▽	TEMPORARY SOIL STOSKPIPING AREA RELOCATED
+	FLAGMAN ADDED



LEGEND

---	PROPERTY LINE
---	ROADWAY LINE
---	TO BE DEMOLISHED
	SHEETING/SHORING
XXXXX	UNDERPINNING
---X---	8' H CHAIN LINK FENCE WITH MESH
○-○-○	GUARDRAIL
○-○-○	CHAIN LINK FENCE
○-○-○	EXISTING FENCE
---X---	4' HIGH CONSTRUCTION FENCE OR BARRIER WITH 4' HIGH PLEXIGLAS OR WIRE MESH ON TOP
---	MOVABLE BARRIERS - YODOCK
---	NOT MOVABLE BARRIERS - CONCRETE JERSEY BARRIERS
---	NOT MOVABLE BARRIERS - FILLED WITH WATER
---	NOT MOVABLE - CONCRETE JERSEY OR WATER FILLED BARRIERS WITH CHAIN LINK FENCE ON TOP
---	SIDEWALK SHED
---	HIGH SHED
---	OVERHEAD PROTECTION
---	TRACK PAD
---	BRIDGE
---	NEW ASPHALT
---	SAWCUT PORTION
---	PROPOSED BUILDING
---	PIPE SCAFFOLD
---	LADDER INTO EXCAVATION SITE
---	GATE
---	SLIDING GATE
---	VEHICLE TRAFFIC FLOW
---	VEHICULAR TRAFFIC ON & OFF SITE
---	PEDESTRIAN WALKWAY
---	FIRE DEPARTMENT CONNECTION
---	STAND PIPE RISER
---	FIRE HYDRANT
---	FLAG PERSON
---	STREET LIGHT
---	STREET SIGN
---	BUILDING ENTRY/EXIT

EQUIPMENT LIST

- EXCAVATOR
- BOBCAT
- CONCRETE PUMP TRUCK
- CONCRETE TRUCK
- BOOM TRUCK
- DELIVERY TRUCK
- FORKLIFT
- HAND TOOLS
- CHAIN SAWS
- CHIPPING GUNS
- JACKHAMMERS
- ELECTRIC GRINDER
- COMPRESSOR

LOCATION OF EQUIPMENT WILL VARY IN ACCORDANCE WITH WORK

- NOTES**
- CONSTRUCTION AREAS WHICH ARE UNDER THE CONTROL OF A CONTRACTOR AND THEREFORE NOT OCCUPIED BY DISTRICT STAFF OR STUDENTS SHALL BE SEPARATED FROM OCCUPIED AREAS.
 - THE DISTRICT EMERGENCY MANAGEMENT PLAN SHALL BE UPDATED TO REFLECT ANY CHANGES NECESSARY TO ACCOMMODATE THE CONSTRUCTION PROCESS, INCLUDING AN UPDATED EMERGENCY EXIT PLAN INDICATING TEMPORARY EXITS REQUIRED DUE TO CONSTRUCTION.
 - FIRE DRILLS SHALL BE HELD TO FAMILIARIZE STUDENTS AND STAFF WITH TEMPORARY EXITS AND REVISED EMERGENCY PROCEDURES WHENEVER SUCH TEMPORARY EXITS AND REVISED EMERGENCY PROCEDURES ARE REQUIRED.
 - CONSTRUCTION AND MAINTENANCE OPERATIONS SHALL NOT PRODUCE NOISE IN EXCESS OF 60 DBA IN OCCUPIED SPACES OR SHALL BE SCHEDULED FOR TIMES WHEN THE BUILDING OR AFFECTED BUILDING SPACES ARE NOT OCCUPIED OR ACOUSTICAL ABATEMENT MEASURES SHALL BE TAKEN.
 - ALL ASBESTOS ABATEMENT PROJECTS SHALL COMPLY WITH ALL APPLICABLE FEDERAL AND STATE LAWS INCLUDING BUT NOT LIMITED TO THE NEW YORK STATE DEPARTMENT OF LABOR INDUSTRIAL CODE RULE 56 (12 NYCRR 56) AND THE FEDERAL ASBESTOS HAZARD EMERGENCY RESPONSE ACT (AHERA).
 - EACH WORKER AT THE EDGE OF A WELL, PIT, SHAFT, AND SIMILAR EXCAVATION 6 FEET OR MORE DEEP MUST BE PROTECTED FROM FALLING BY GUARDRAIL SYSTEMS, FENCES, OR BARRICADES.
 - GRASS AND TOPSOIL SHALL BE REMOVED, ALL MATERIAL SHALL BE KEPT OFFSITE. MINIMUM 4" BASE OF CRUSHED GRAVEL. ITEM #4 COMPACTED SHALL BE PROVIDED. THE EDGE OF RUNNING TRACK SHALL BE PROTECTED.

TRAFFIC REGULATION LEGEND

PROPOSED TRAFFIC INFORMATION:

- (A) "NO STANDING ANYTIME - TEMPORARY CONSTRUCTION REGULATIONS"
- (B) "NO PARKING 7AM-9AM AND 2PM-4PM SCHOOL DAYS"
- (C) "CONSTRUCTION AREA - DO NOT ENTER"
- (D) "DO NOT ENTER" SIGN
- (E) "ONE WAY" SIGN
NOTE: THEY MUST CONFORM TO MANUAL OF UNIFORM TRAFFIC CODE DEVICES (MUTCD) REQUIREMENTS.
- (F) 10 MPH SIGN

REVISION LIST:

- NOTE ADDED
- SPEED BUMP ADDED
- FENCE RELOCATED
- SIGN ADDED
- TEMPORARY SOIL STOKSPILING AREA RELOCATED

Owner:
NEW YORK STATE EDUCATION DEPARTMENT
89 WASHINGTON AVENUE
ALBANY, NY 12234

CONTACT NAME: TBD
CONTACT PHONE: TBD

Contractor:
TBD

CONTACT NAME: TBD
CONTACT PHONE: TBD
TRACKING NUMBER:

Prepared By:
TOTAL SAFETY CONSULTING, LLC
751 BROADWAY, GROUND FLOOR
BAYONNE, NJ 07002
CONTACT PERSON: PETER SIMON
FILING REPRESENTATIVE:
CONTACT PHONE: 201-437-5150

SED Project #: 66-19-04-03-0-004-032

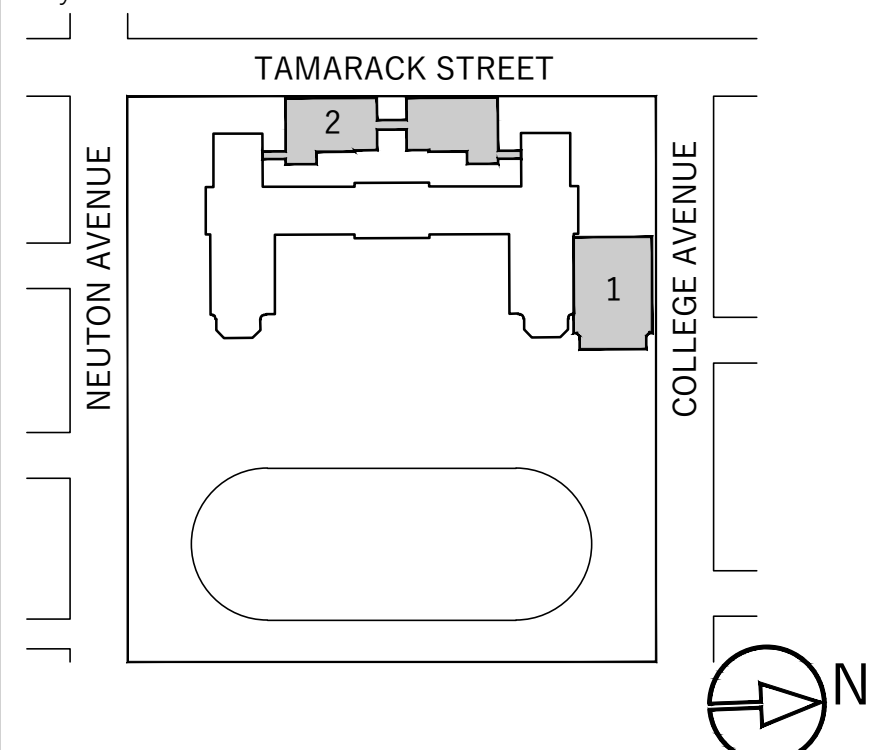
Block: 1

Lot: 9

Landmark: N

Zone/Map: 135.68

Bldg Height: 3 STORIES, ±54'-0"



Scope of Work:
ADDITIONS TO EXISTING BUILDING

Scale: 1/16" = 1'-0"

Project:

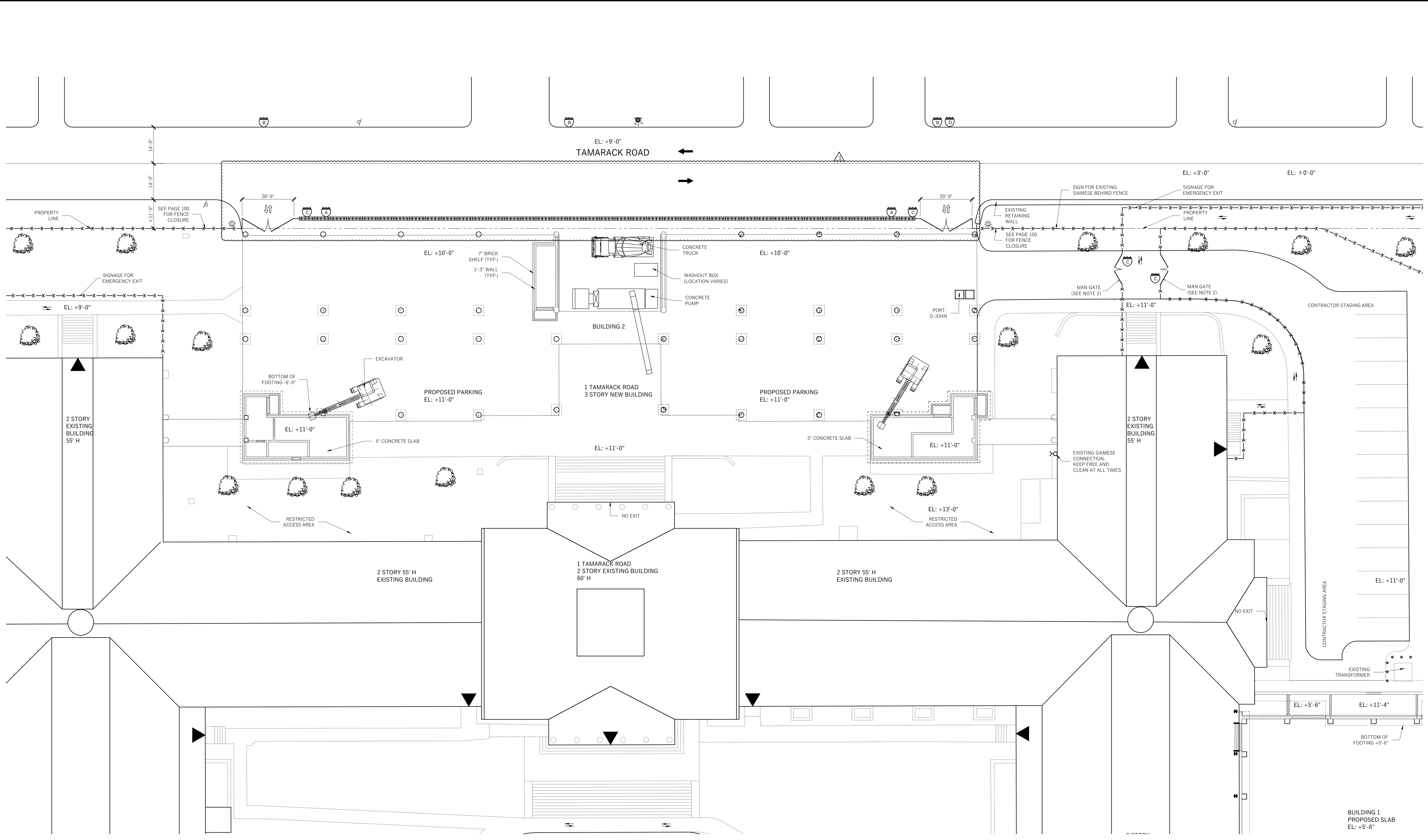
SITE SAFETY PLAN for PORT CHESTER HIGH SCHOOL

1 TAMARACK RD., PORT CHESTER, NY 10573

Drawing Title:
SITE LOGISTICS PLAN
FOUNDATION PHASE - BUILDING 1 - GYM

Seal & Signature:

Date:	02.28.19
Project No.:	T181035
Drawing by:	D.G.
Checked by:	S.M.
Drawing No.:	SSP-110.01
Page #:	4
Revision #:	1



Owner:
 NEW YORK STATE EDUCATION DEPARTMENT
 89 WASHINGTON AVENUE
 ALBANY, NY 12234

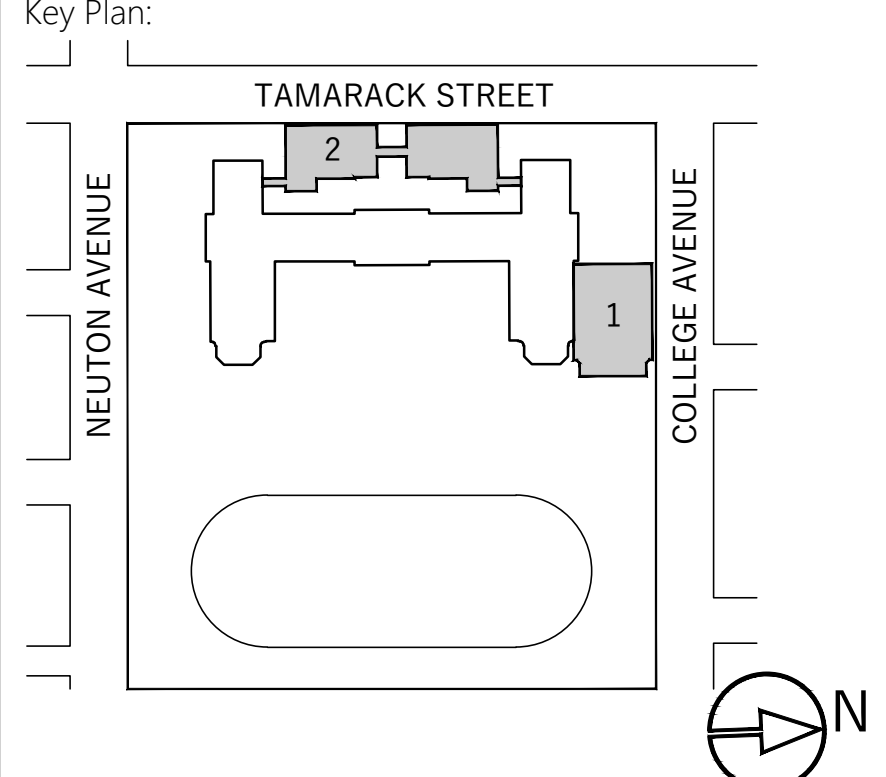
CONTACT NAME: TBD
 CONTACT PHONE: TBD

Contractor:
 TBD

CONTACT NAME: TBD
 CONTACT PHONE: TBD
 TRACKING NUMBER:

Prepared By:
 TOTAL SAFETY CONSULTING, LLC
 751 BROADWAY, GROUND FLOOR
 BAYONNE, NJ 07002
 CONTACT PERSON: PETER SIMON
 FILING REPRESENTATIVE:
 CONTACT PHONE: 201-437-5150

SED Project #:	66-19-04-03-0-004-032
Block:	1
Lot:	9
Landmark:	N
Zone/Map:	135.68
Bldg Height:	3 STORIES, ±54'-0"



Scope of Work:
 ADDITIONS TO EXISTING BUILDING

Scale: 1/16" = 1'-0"
 Project:

SITE SAFETY PLAN for PORT CHESTER HIGH SCHOOL

1 TAMARACK RD., PORT CHESTER, NY 10573

Drawing Title:
 SITE LOGISTICS PLAN
 FOUNDATION PHASE - BUILDING 2

Seal & Signature:	Date:	02.28.19
	Project No.:	T181035
	Drawing by:	D.G.
	Checked by:	S.M.
	Drawing No.:	SSP-120.01
	Page #:	5
	Revision #:	1

LEGEND			
--- ---	PROPERTY LINE		LADDER INTO EXCAVATION SITE
---	ROADWAY LINE	---	GATE
- - - -	TO BE DEMOLISHED	---	SLIDING GATE
+++++	SHEETING/SHORING	---	VEHICLE TRAFFIC FLOW
XXXXX	UNDERPINNING	---	VEHICULAR TRAFFIC ON & OFF SITE
-x-x-	SITE CONSTRUCTION FENCE	---	PEDESTRIAN WALKWAY
-o-o-	GUARDRAIL	---	FIRE DEPARTMENT CONNECTION
-o-o-	CHAIN LINK FENCE	---	STAND PIPE RISER
-x-x-	EXISTING FENCE	---	FIRE HYDRANT
-x-x-	4' HIGH CONSTRUCTION FENCE OR BARRIER WITH 4' HIGH PLEXIGLAS OR WIRE MESH ON TOP	---	FLAG PERSON
---	MOVABLE BARRIERS - YODOCK	---	STREET LIGHT
---	NOT MOVABLE BARRIERS - CONCRETE JERSEY BARRIERS	---	STREET SIGN
---	PIPE SCAFFOLD	---	BUILDING ENTRY/EXIT
---	NOT MOVABLE BARRIERS - FILLED WITH WATER	---	
---	NOT MOVABLE - CONCRETE JERSEY OR WATER FILLED BARRIERS WITH CHAIN LINK FENCE ON TOP	---	
---	SIDEWALK SHED	---	
---	HIGH SHED	---	
---	OVERHEAD PROTECTION	---	
---	TRACK PAD	---	
---	BRIDGE	---	
---	NEW ASPHALT	---	
---	SAWCUT PORTION	---	
---	PROPOSED BUILDING	---	

EQUIPMENT LIST	
1. EXCAVATOR	
2. BOBCAT	
3. CONCRETE PUMP TRUCK	
4. CONCRETE TRUCK	
5. BOOM TRUCK	
6. DELIVERY TRUCK	
7. FORKLIFT	
8. HAND TOOLS	
9. CHAIN SAWS	
10. CHIPPING GUNS	
11. JACKHAMMERS	
12. ELECTRIC GRINDER	
13. COMPRESSOR	

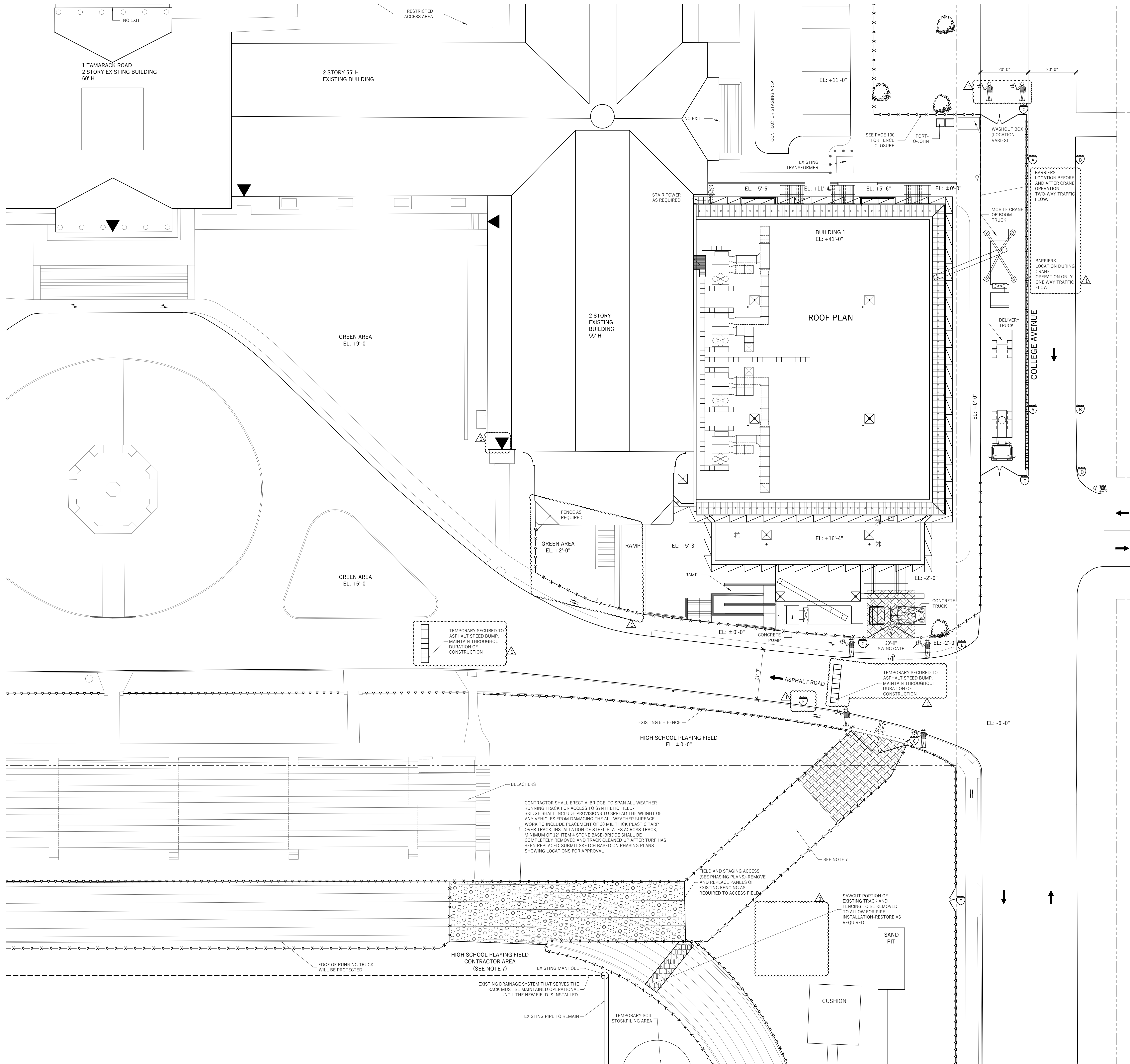
LOCATION OF EQUIPMENT WILL VARY IN ACCORDANCE WITH WORK

NOTES

- CONSTRUCTION AREAS WHICH ARE UNDER THE CONTROL OF A CONTRACTOR AND THEREFORE NOT OCCUPIED BY DISTRICT STAFF OR STUDENTS SHALL BE SEPARATED FROM OCCUPIED AREAS.
- THE DISTRICT EMERGENCY MANAGEMENT PLAN SHALL BE UPDATED TO REFLECT ANY CHANGES NECESSARY TO ACCOMMODATE THE CONSTRUCTION PROCESS, INCLUDING AN UPDATED EMERGENCY EXIT PLAN INDICATING TEMPORARY EXITS REQUIRED DUE TO CONSTRUCTION.
- FIRE DRILLS SHALL BE HELD TO FAMILIARIZE STUDENTS AND STAFF WITH TEMPORARY EXITS AND REVISED EMERGENCY PROCEDURES WHENEVER SUCH TEMPORARY EXITS AND REVISED EMERGENCY PROCEDURES ARE REQUIRED.
- CONSTRUCTION AND MAINTENANCE OPERATIONS SHALL NOT PRODUCE NOISE IN EXCESS OF 60 DBA IN OCCUPIED SPACES OR SHALL BE SCHEDULED FOR TIMES WHEN THE BUILDING OR AFFECTED BUILDING SPACES ARE NOT OCCUPIED OR ACOUSTICAL ABATEMENT MEASURES SHALL BE TAKEN.
- ALL ASBESTOS ABATEMENT PROJECTS SHALL COMPLY WITH ALL APPLICABLE FEDERAL AND STATE LAWS INCLUDING BUT NOT LIMITED TO THE NEW YORK STATE DEPARTMENT OF LABOR INDUSTRIAL CODE RULE 56 (12 NYCRR 56), AND THE FEDERAL ASBESTOS HAZARD EMERGENCY RESPONSE ACT (AHERA).
- EACH WORKER AT THE EDGE OF A WELL, PIT, SHAFT, AND SIMILAR EXCAVATION 6 FEET OR MORE DEEP MUST BE PROTECTED FROM FALLING BY GUARDRAIL SYSTEMS, FENCES, OR BARRICADES.
- GRASS AND TOPSOIL SHALL BE REMOVED, ALL MATERIAL SHALL BE KEPT OFFSITE. MINIMUM 4" BASE OF CRUSHED GRAVEL ITEM #4 COMPACTED SHALL BE PROVIDED. THE EDGE OF RUNNING TRACK SHALL BE PROTECTED.

TRAFFIC REGULATION LEGEND	
PROPOSED TRAFFIC INFORMATION:	
A	"NO STANDING ANYTIME - TEMPORARY CONSTRUCTION REGULATIONS"
B	"NO PARKING 7AM-9AM AND 2PM-4PM SCHOOL DAYS"
C	"CONSTRUCTION AREA - DO NOT ENTER"
D	"DO NOT ENTER" SIGN
E	"ONE WAY" SIGN NOTE: THEY MUST CONFORM TO MANUAL OF UNIFORM TRAFFIC CODE DEVICES (MUTCD) REQUIREMENTS.
F	10 MPH SIGN

REVISION LIST:	
A	NOTE ADDED
B	SPEED BUMP ADDED
C	FENCE RELOCATED
D	SIGN ADDED
E	TEMPORARY SOIL STOCKPILING AREA RELOCATED



LEGEND

---	PROPERTY LINE
---	ROADWAY LINE
---	TO BE DEMOLISHED
	SHEETING/SHORING
----	UNDERPINNING
---	8' H CHAIN LINK FENCE WITH MESH
---	GUARDRAIL
---	CHAIN LINK FENCE
---	EXISTING FENCE
---	4' HIGH CONSTRUCTION FENCE OR BARRIER WITH 4' HIGH PLEXIGLAS OR WIRE MESH ON TOP
---	MOVABLE BARRIERS - YODOCK
---	NOT MOVABLE BARRIERS - CONCRETE JERSEY BARRIERS
---	NOT MOVABLE BARRIERS - FILLED WITH WATER
---	NOT MOVABLE - CONCRETE JERSEY OR WATER FILLED BARRIERS WITH CHAIN LINK FENCE ON TOP
---	SIWALK SHED
---	HIGH SHED
---	OVERHEAD PROTECTION
---	TRACK PAD
---	BRIDGE
---	NEW ASPHALT
---	SAWCUT PORTION
---	PROPOSED BUILDING
---	PIPE SCAFFOLD
---	LADDER INTO EXCAVATION SITE
---	GATE
---	SLIDING GATE
---	VEHICLE TRAFFIC FLOW
---	VEHICULAR TRAFFIC ON & OFF SITE
---	PEDESTRIAN WALKWAY
---	FIRE DEPARTMENT CONNECTION
---	STAND PIPE RISER
---	FIRE HYDRANT
---	FLAG PERSON
---	STREET LIGHT
---	STREET SIGN
---	BUILDING ENTRY/EXIT

EQUIPMENT LIST

- EXCAVATOR
- BOBCAT
- CONCRETE PUMP TRUCK
- CONCRETE TRUCK
- BOOM TRUCK
- DELIVERY TRUCK
- FORKLIFT
- HAND TOOLS
- CHAIN SAWS
- CHIPPING GUNS
- JACKHAMMERS
- ELECTRIC GRINDER
- COMPRESSOR

LOCATION OF EQUIPMENT WILL VARY IN ACCORDANCE WITH WORK

- NOTES**
- CONSTRUCTION AREAS WHICH ARE UNDER THE CONTROL OF A CONTRACTOR AND THEREFORE NOT OCCUPIED BY DISTRICT STAFF OR STUDENTS SHALL BE SEPARATED FROM OCCUPIED AREAS.
 - THE DISTRICT EMERGENCY MANAGEMENT PLAN SHALL BE UPDATED TO REFLECT ANY CHANGES NECESSARY TO ACCOMMODATE THE CONSTRUCTION PROCESS, INCLUDING AN UPDATED EMERGENCY EXIT PLAN INDICATING TEMPORARY EXITS REQUIRED DUE TO CONSTRUCTION.
 - FIRE DRILLS SHALL BE HELD TO FAMILIARIZE STUDENTS AND STAFF WITH TEMPORARY EXITS AND REVISED EMERGENCY PROCEDURES WHENEVER SUCH TEMPORARY EXITS AND REVISED EMERGENCY PROCEDURES ARE REQUIRED.
 - CONSTRUCTION AND MAINTENANCE OPERATIONS SHALL NOT PRODUCE NOISE IN EXCESS OF 60 DBA IN OCCUPIED SPACES OR SHALL BE SCHEDULED FOR TIMES WHEN THE BUILDING OR AFFECTED BUILDING SPACES ARE NOT OCCUPIED OR ACUSTICAL ABATEMENT MEASURES SHALL BE TAKEN.
 - ALL ASBESTOS ABATEMENT PROJECTS SHALL COMPLY WITH ALL APPLICABLE FEDERAL AND STATE LAWS INCLUDING BUT NOT LIMITED TO THE NEW YORK STATE DEPARTMENT OF LABOR INDUSTRIAL CODE RULE 56 (12 NYCRR 56), AND THE FEDERAL ASBESTOS HAZARD EMERGENCY RESPONSE ACT (AHERA).
 - EACH WORKER AT THE EDGE OF A WELL, PIT, SHAFT, AND SIMILAR EXCAVATION 6 FEET OR MORE DEEP MUST BE PROTECTED FROM FALLING BY GUARDRAIL SYSTEMS, FENCES, OR BARRICADES.
 - GRASS AND TOPSOIL SHALL BE REMOVED. ALL MATERIAL SHALL BE KEPT OFFSITE. MINIMUM 4" BASE OF CRUSHED GRAVEL, ITEM #4 COMPACTED SHALL BE PROVIDED. THE EDGE OF RUNNING TRACK SHALL BE PROTECTED.

TRAFFIC REGULATION LEGEND

PROPOSED TRAFFIC INFORMATION:

A	"NO STANDING ANYTIME - TEMPORARY CONSTRUCTION REGULATIONS"
B	"NO PARKING 7AM-9AM AND 2PM-4PM SCHOOL DAYS"
C	"CONSTRUCTION AREA - DO NOT ENTER"
D	"DO NOT ENTER" SIGN
E	"ONE WAY" SIGN NOTE: THEY MUST CONFORM TO MANUAL OF UNIFORM TRAFFIC CONTROL DEVICES (MUTCD) REQUIREMENTS
F	10 MPH SIGN

REVISION LIST:

A	NOTE ADDED
B	SPEED BUMP ADDED
C	FENCE RELOCATED
D	SIGN ADDED
E	TEMPORARY SOIL STOSKPLING AREA RELOCATED

Owner:
 NEW YORK STATE EDUCATION DEPARTMENT
 89 WASHINGTON AVENUE
 ALBANY, NY 12234

Contact Name: TBD
 Contact Phone: TBD

Contractor:
 TBD

Contact Name: TBD
 Contact Phone: TBD
 Tracking Number:

Prepared By:
 TOTAL SAFETY CONSULTING, LLC
 751 BROADWAY, GROUND FLOOR
 BAYONNE, NJ 07002
 Contact Person: PETER SIMON
 Filing Representative:
 CONTACT PHONE: 201-437-5150

SED Project #: 66-19-04-03-0-004-032

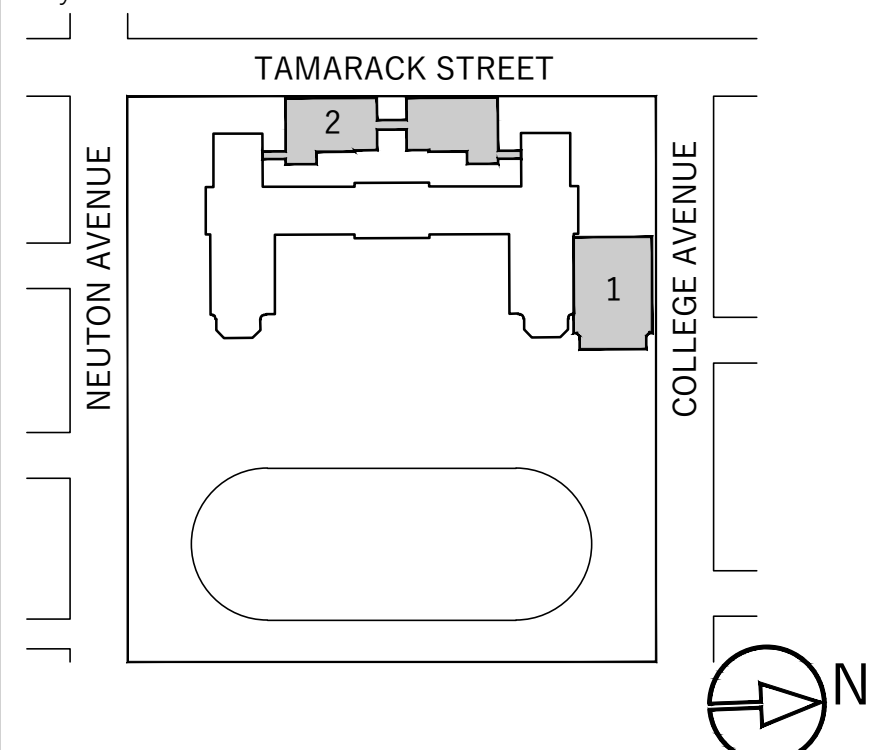
Block: 1

Lot: 9

Landmark: N

Zone/Map: 135.68

Bldg Height: 3 STORIES, ±54'-0"



Scope of Work:
 ADDITIONS TO EXISTING BUILDING

Scale: 1/16" = 1'-0"

Project:

SITE SAFETY PLAN
 for
PORT CHESTER
HIGH SCHOOL

1 TAMARACK RD., PORT CHESTER, NY 10573

Drawing Title:
 SITE LOGISTICS PLAN
 SUPERSTRUCTURE PHASE - BUILDING 1 - GYM

Seal & Signature:	Date: 02.28.19
	Project No.: T181035
	Drawing by: D.G.
	Checked by: S.M.
	Drawing No.: SSP-130.01
	Page #: 6
	Revision #: 1

Owner:
 NEW YORK STATE EDUCATION DEPARTMENT
 89 WASHINGTON AVENUE
 ALBANY, NY 12234

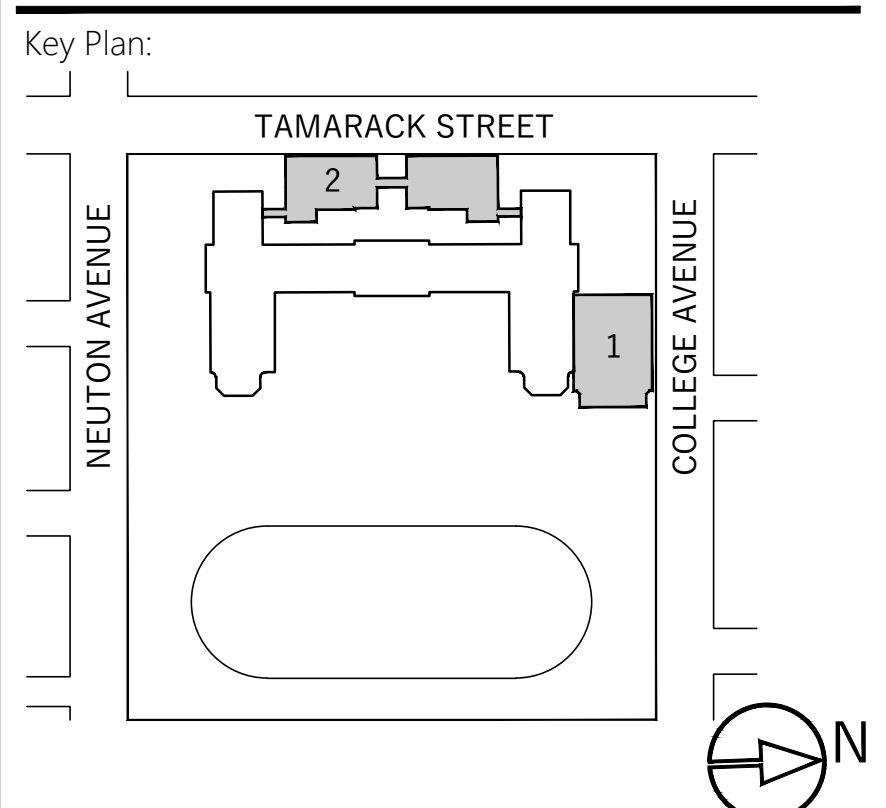
CONTACT NAME: TBD
 CONTACT PHONE: TBD

Contractor:
 TBD

CONTACT NAME: TBD
 CONTACT PHONE: TBD
 TRACKING NUMBER:

Prepared By:
 TOTAL SAFETY CONSULTING, LLC
 751 BROADWAY, GROUND FLOOR
 BAYONNE, NJ 07002
 CONTACT PERSON: PETER SIMON
 FILING REPRESENTATIVE:
 CONTACT PHONE: 201-437-5150

SED Project #:	66-19-04-03-0-004-032
Block:	1
Lot:	9
Landmark:	N
Zone/Map:	135.68
Bldg Height:	3 STORIES, ±54'-0"



Scope of Work:
 ADDITIONS TO EXISTING BUILDING

Scale: 1/16" = 1'-0"

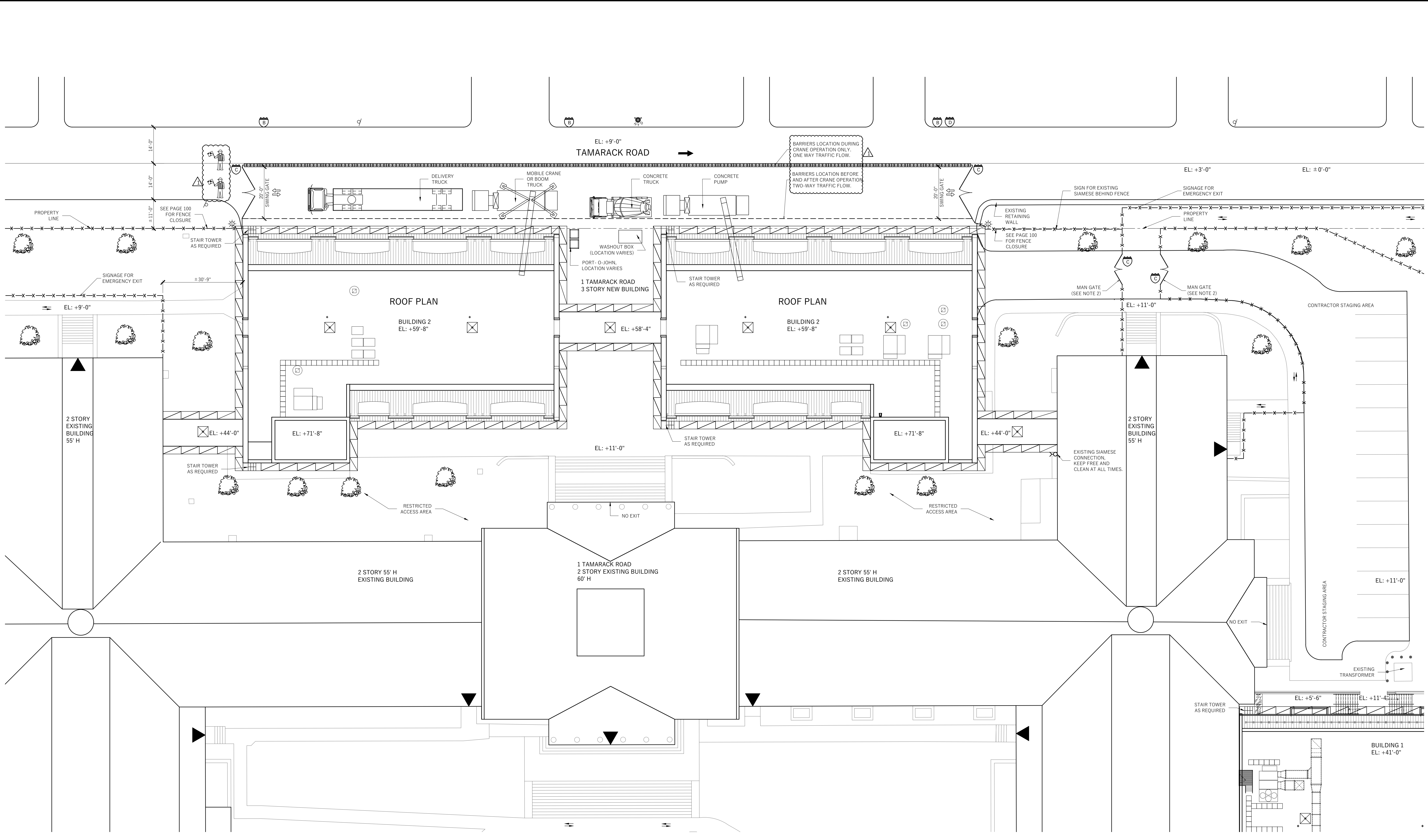
Project:

SITE SAFETY PLAN for PORT CHESTER HIGH SCHOOL

1 TAMARACK RD., PORT CHESTER, NY 10573

Drawing Title:
 SITE LOGISTICS PLAN
 SUPERSTRUCTURE PHASE - BUILDING 2

Seal & Signature:	Date:	02.28.19
	Project No.:	T181035
	Drawing by:	D.G.
	Checked by:	S.M.
	Drawing No.:	SSP-140.01
	Page #:	7
	Revision #:	1



LEGEND			
---	PROPERTY LINE		LADDER INTO EXCAVATION SITE
---	ROADWAY LINE		GATE
---	TO BE DEMOLISHED	---	SLIDING GATE
+++++	SHEETING/SHORING	←	VEHICLE TRAFFIC FLOW
XXXXX	UNDERPINNING	↔	VEHICULAR TRAFFIC ON & OFF SITE
-----	SITE CONSTRUCTION FENCE	---	PEDESTRIAN WALKWAY
---	GUARDRAIL	⊕	FIRE DEPARTMENT CONNECTION
---	CHAIN LINK FENCE	⊕	STAND PIPE RISER
---	EXISTING FENCE	⊕	FIRE HYDRANT
---	4" HIGH CONSTRUCTION FENCE OR BARRIER WITH 4" HIGH PLEXIGLAS OR WIRE MESH ON TOP	⊕	FLAG PERSON
---	MOVABLE BARRIERS - YODOCK	⊕	STREET LIGHT
---	NOT MOVABLE BARRIERS - CONCRETE JERSEY BARRIERS	⊕	STREET SIGN
---	PIPE SCAFFOLD	▲	BUILDING ENTRY/EXIT
---	NOT MOVABLE BARRIERS - FILLED WITH WATER		
---	NOT MOVABLE - CONCRETE JERSEY OR WATER FILLED BARRIERS WITH CHAIN LINK FENCE ON TOP		
---	SIDEWALK SHED		
---	HIGH SHED		
---	OVERHEAD PROTECTION		
---	TRACK PAD		
---	BRIDGE		
---	NEW ASPHALT		
---	SAWCUT PORTION		
---	PROPOSED BUILDING		

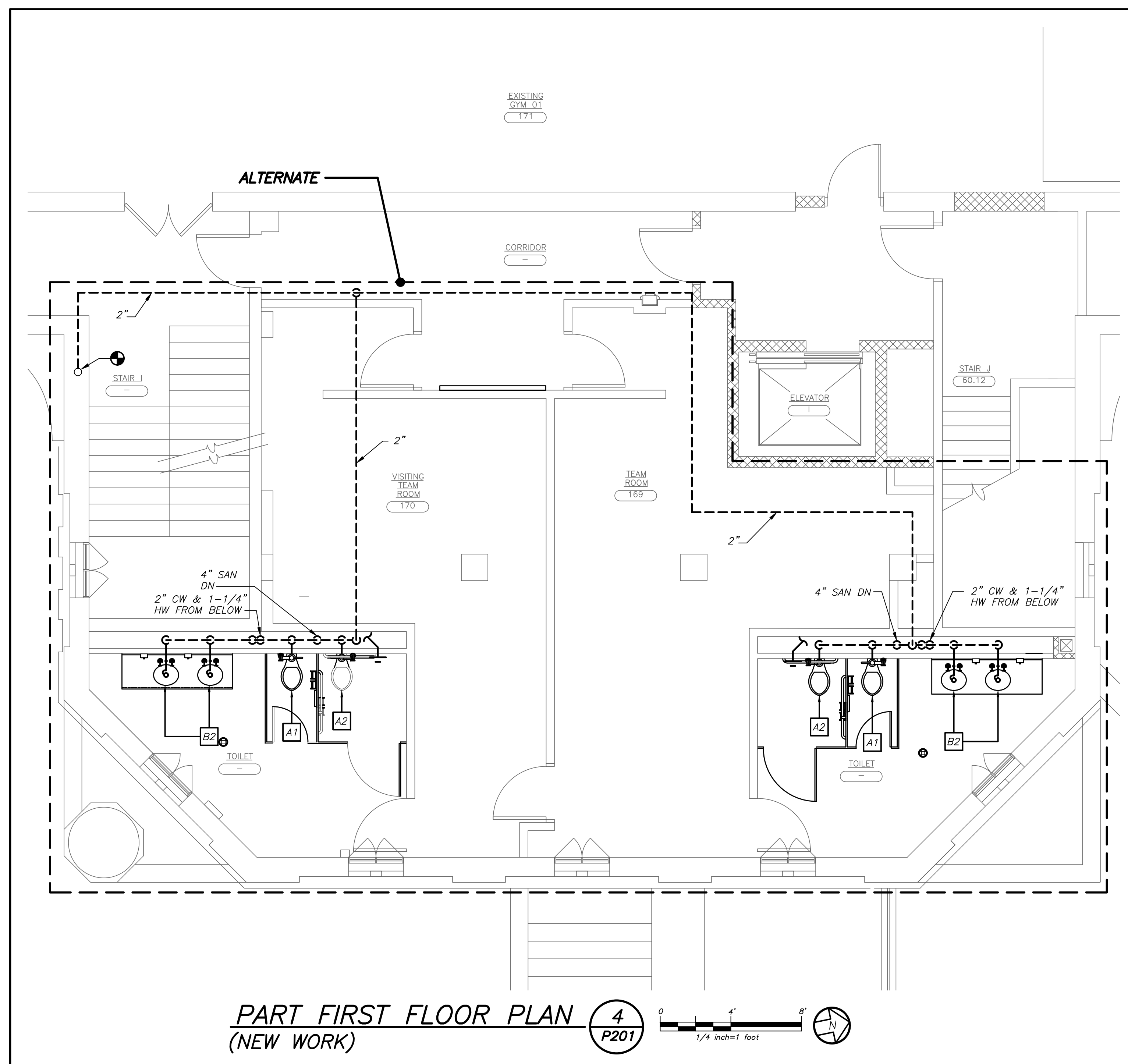
EQUIPMENT LIST	
1.	E excavator
2.	Bobcat
3.	Concrete Pump Truck
4.	Concrete Truck
5.	Boom Truck
6.	Delivery Truck
7.	Forklift
8.	Hand Tools
9.	Chain Saws
10.	Chipping Guns
11.	Jackhammers
12.	Electric Grinder
13.	Compressor

LOCATION OF EQUIPMENT WILL VARY IN ACCORDANCE WITH WORK

NOTES

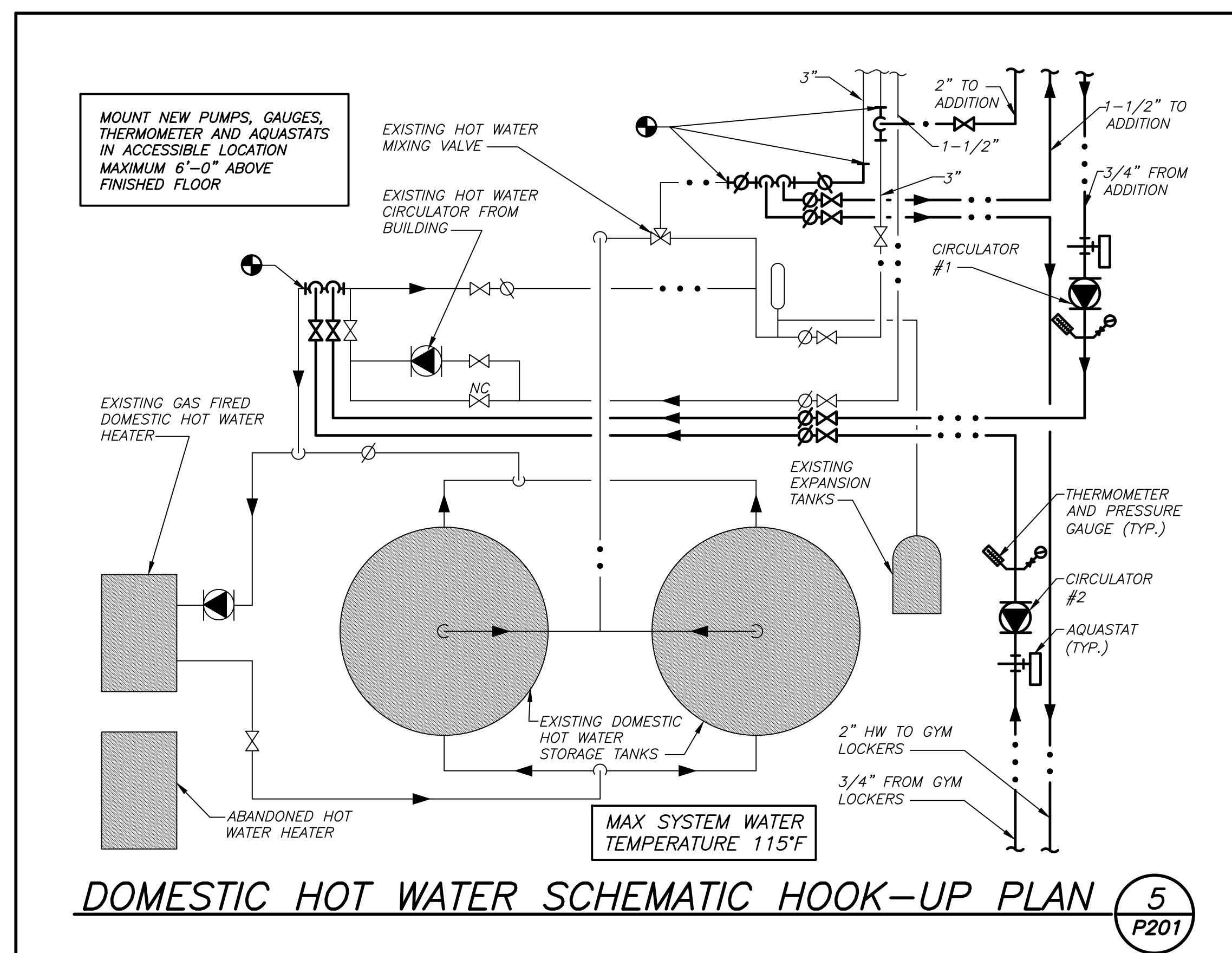
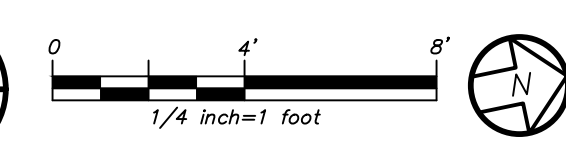
- CONSTRUCTION AREAS WHICH ARE UNDER THE CONTROL OF A CONTRACTOR AND THEREFORE NOT OCCUPIED BY DISTRICT STAFF OR STUDENTS SHALL BE SEPARATED FROM OCCUPIED AREAS.
- THE DISTRICT EMERGENCY MANAGEMENT PLAN SHALL BE UPDATED TO REFLECT ANY CHANGES NECESSARY TO ACCOMMODATE THE CONSTRUCTION PROCESS, INCLUDING AN UPDATED EMERGENCY EXIT PLAN INDICATING TEMPORARY EXITS REQUIRED DUE TO CONSTRUCTION.
- FIRE DRILLS SHALL BE HELD TO FAMILIARIZE STUDENTS AND STAFF WITH TEMPORARY EXITS AND REVISED EMERGENCY PROCEDURES WHENEVER SUCH TEMPORARY EXITS AND REVISED EMERGENCY PROCEDURES ARE REQUIRED.
- CONSTRUCTION AND MAINTENANCE OPERATIONS SHALL NOT PRODUCE NOISE IN EXCESS OF 60 DBA IN OCCUPIED SPACES OR SHALL BE SCHEDULED FOR TIMES WHEN THE BUILDING OR AFFECTED BUILDING SPACES ARE NOT OCCUPIED OR ACUSTICAL ABATEMENT MEASURES SHALL BE TAKEN.
- ALL ASBESTOS ABATEMENT PROJECTS SHALL COMPLY WITH ALL APPLICABLE FEDERAL AND STATE LAWS INCLUDING BUT NOT LIMITED TO THE NEW YORK STATE DEPARTMENT OF LABOR INDUSTRIAL CODE RULE 56 (12 NYCRR 56), AND THE FEDERAL ASBESTOS HAZARD EMERGENCY RESPONSE ACT (AHERA).
- EACH PIT, SHAFT, AND SIMILAR EXCAVATION 6 FEET OR MORE DEEP MUST BE PROTECTED FROM FALLING BY GUARDRAIL SYSTEMS, FENCES, OR BARRICADES.
- GRASS AND TOPSOIL SHALL BE REMOVED. ALL MATERIAL SHALL BE KEPT OFFSITE. MINIMUM 4" BASE OF CRUSHED GRAVEL ITEM #4 COMPACTED SHALL BE PROVIDED. THE EDGE OF RUNNING TRACK SHALL BE PROTECTED.

TRAFFIC REGULATION LEGEND	
PROPOSED TRAFFIC INFORMATION:	
(A)	"NO STANDING ANYTIME - TEMPORARY CONSTRUCTION REGULATIONS"
(B)	"NO PARKING 7AM-9AM AND 2PM-4PM SCHOOL DAYS"
(C)	"CONSTRUCTION AREA - DO NOT ENTER"
(D)	"DO NOT ENTER" SIGN
(E)	"ONE WAY" SIGN NOTE: THEY MUST CONFORM TO MANUAL OF UNIFORM TRAFFIC CODE DEVICES (MUTCD) REQUIREMENTS.
(F)	10 MPH SIGN
REVISION LIST:	
△	- NOTE ADDED
△	- SPEED BUMPS ADDED
△	- FENCE RELOCATED
△	- SIGN ADDED
△	- TEMPORARY SOIL STOSKPLING AREA RELOCATED



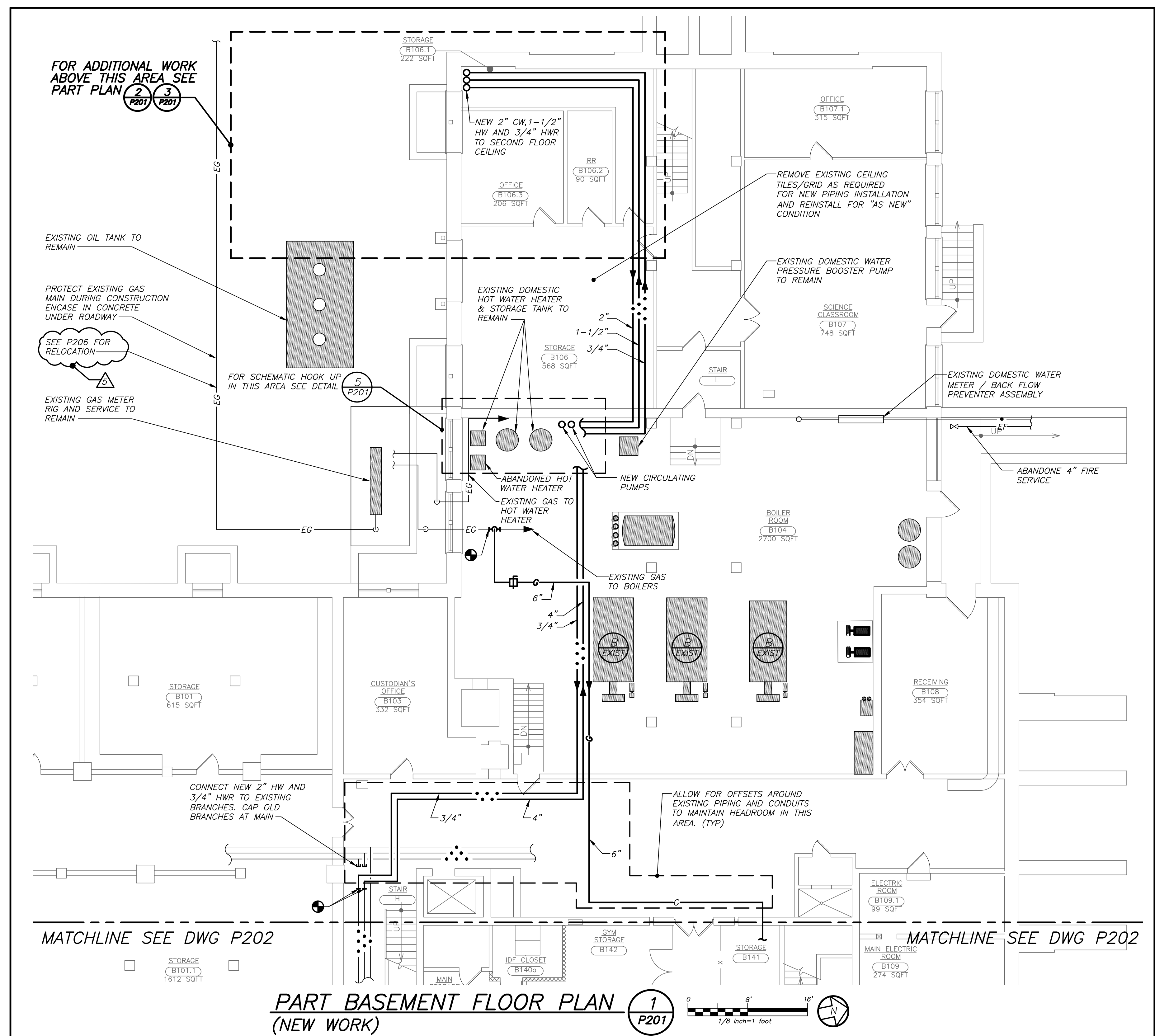
PART FIRST FLOOR PLAN
(NEW WORK)

4
P201



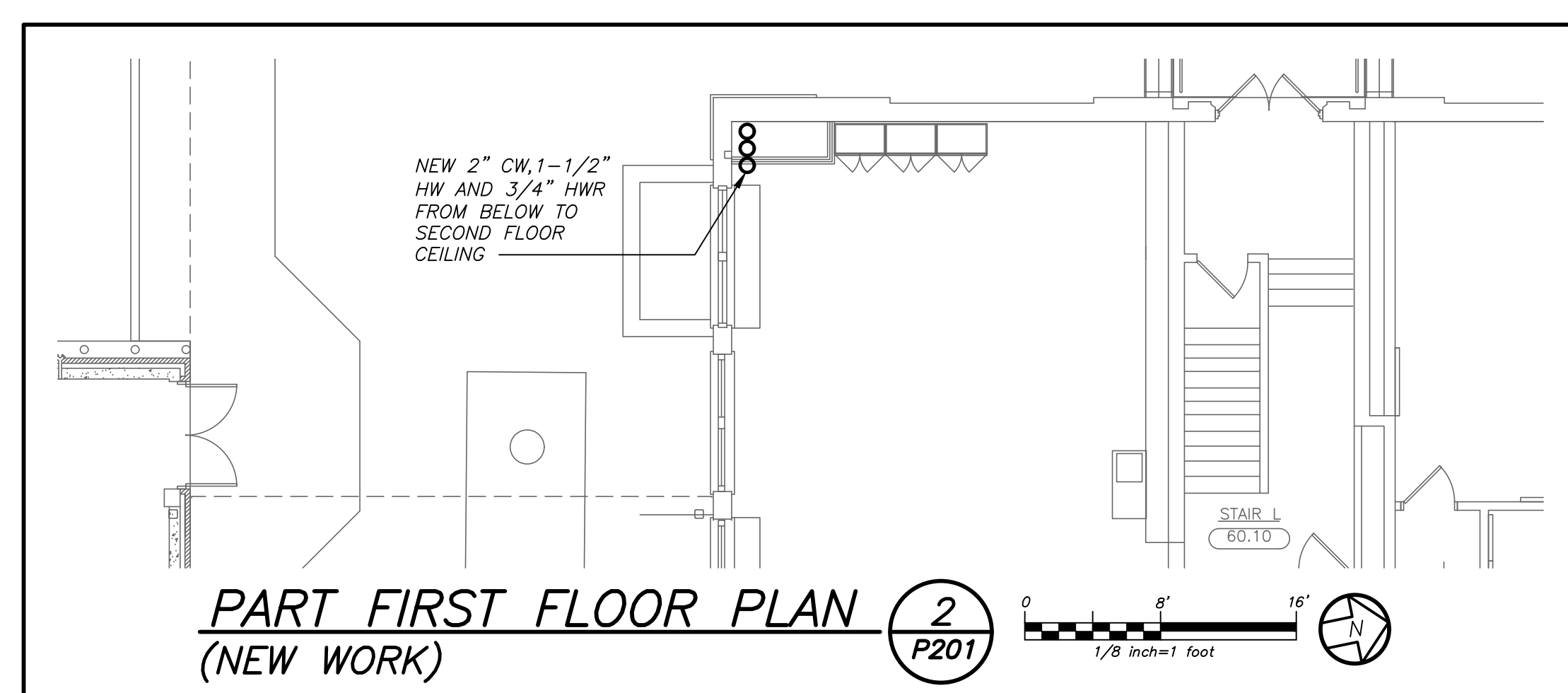
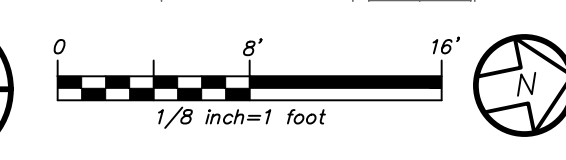
DOMESTIC HOT WATER SCHEMATIC HOOK-UP PLAN

5
P201



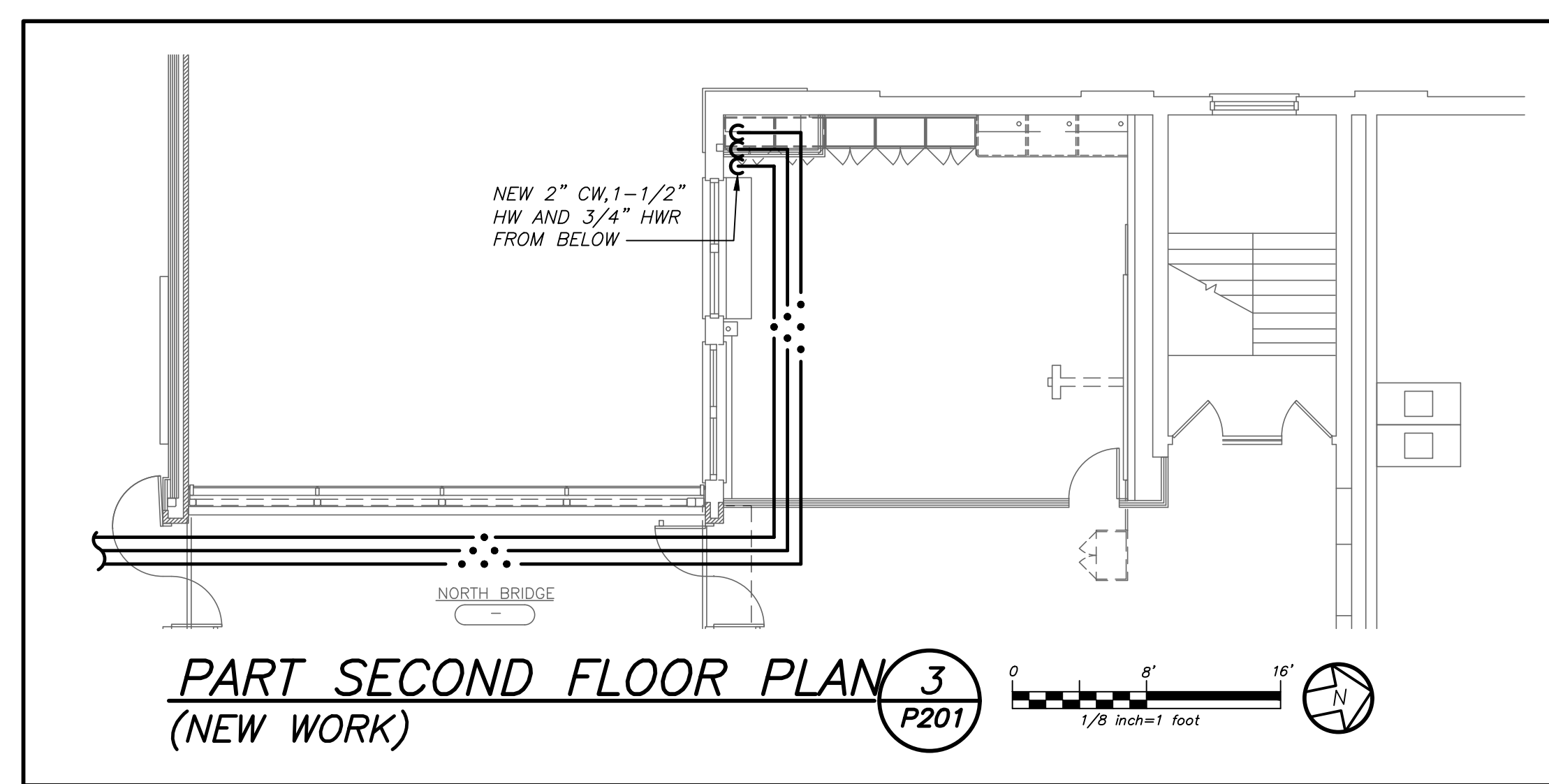
PART BASEMENT FLOOR PLAN
(NEW WORK)

1
P201



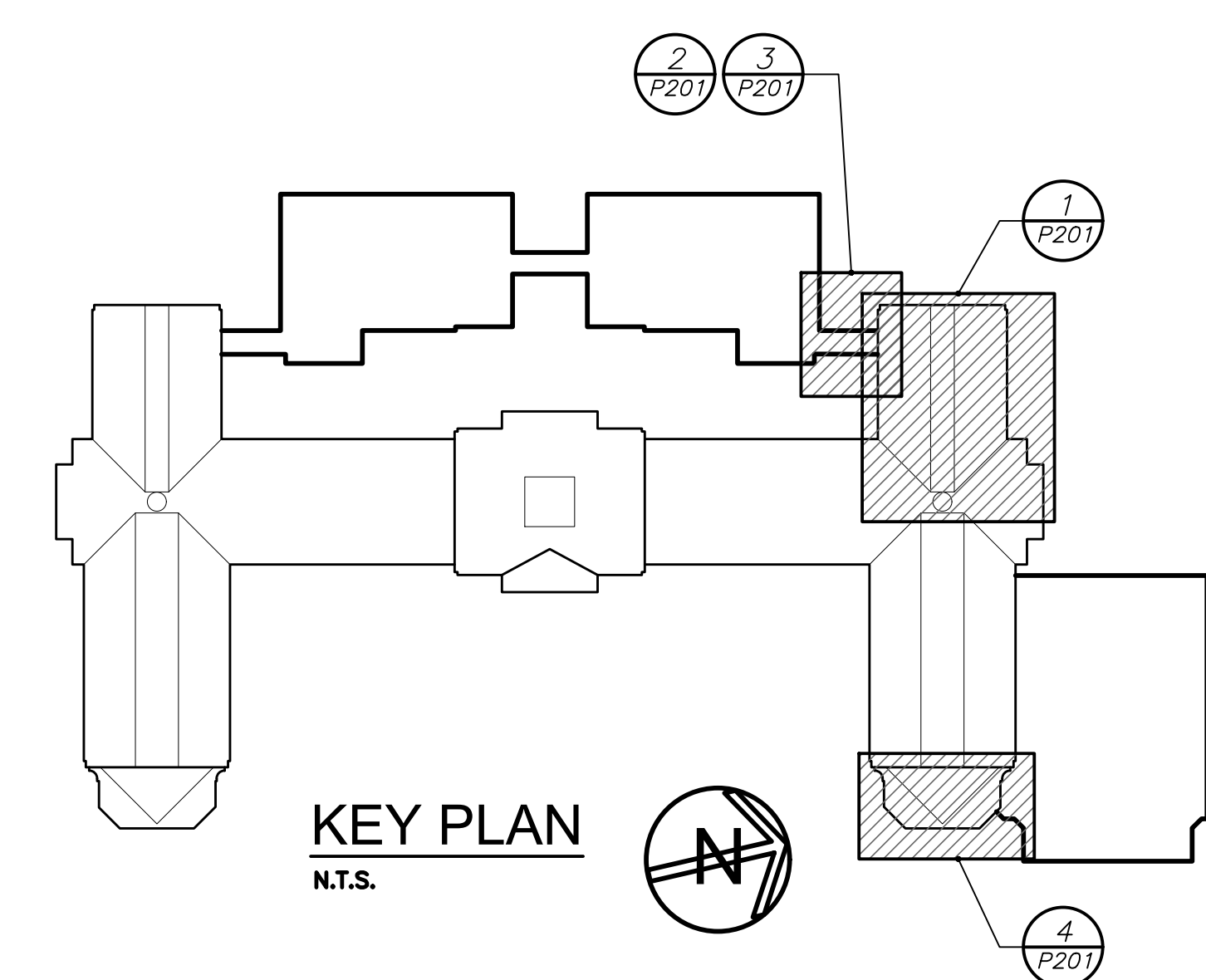
PART FIRST FLOOR PLAN
(NEW WORK)

2
P201



PART SECOND FLOOR PLAN
(NEW WORK)

3
P201



KEY PLAN
N.T.S.

BEFORE FABRICATION THIS CONTRACTOR SHALL VERIFY ALL MEASUREMENTS AND CONDITIONS ON JOB AND COORDINATE HIS WORK WITH THE WORK OF ALL OTHER CONTRACTORS.

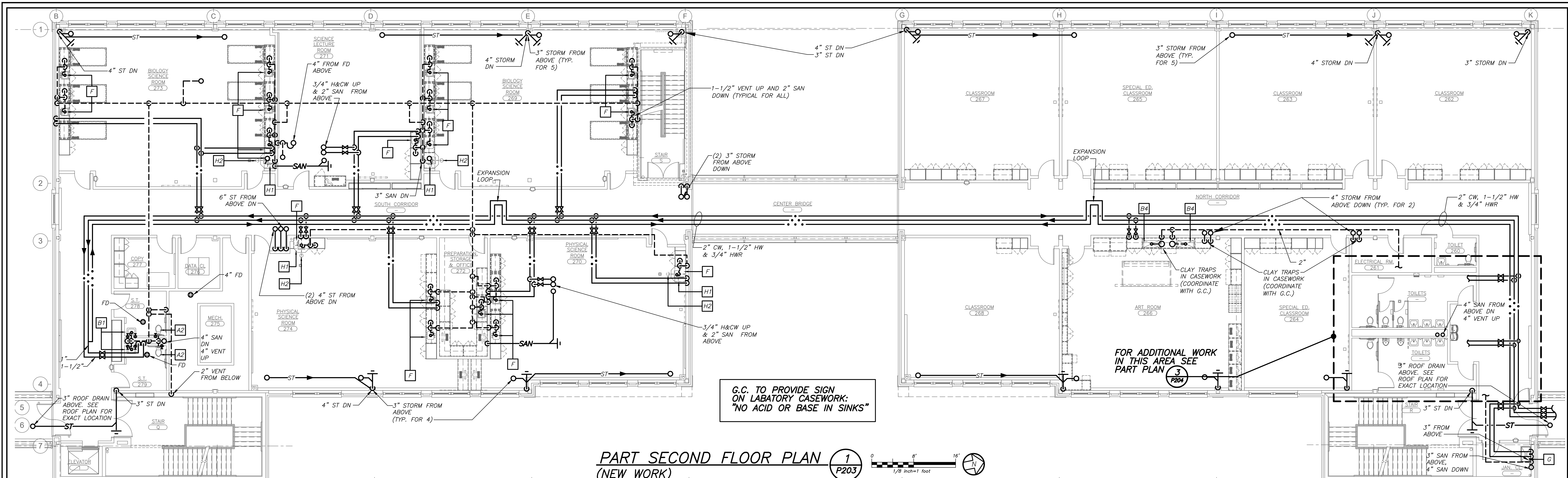
AS PER USA CONGRESS ARCHITECTURAL WORKS COPYRIGHT PROTECTION ACT OF 1990 ALL IDEAS AND DESIGNS INCLUDING DERIVATIVES THEREOF, ALL DRAWINGS AND SPECIFICATIONS CONSTITUTE THE ORIGINAL COPYRIGHT WORK BY FULLER & D'ANGELO, P.C. (F&D). THE DRAWINGS AND SPECIFICATIONS AS INSTRUMENTS OF SERVICE BY F&D ARE CREATED BY F&D FOR THIS PROJECT ONLY AND REMAIN THE PRODUCT AND PROPERTY OF F&D. ANY REPRODUCTION WITHOUT THE PRIOR CONSENT OF F&D IS PROHIBITED.

BARILE GALLAGHER & ASSOCIATES
CONSULTING ENGINEERS
30 MARBLE HILL PL. PLEASANTVILLE, NJ 07050
PHONE: 973.236.6666 FAX: 973.236.2944

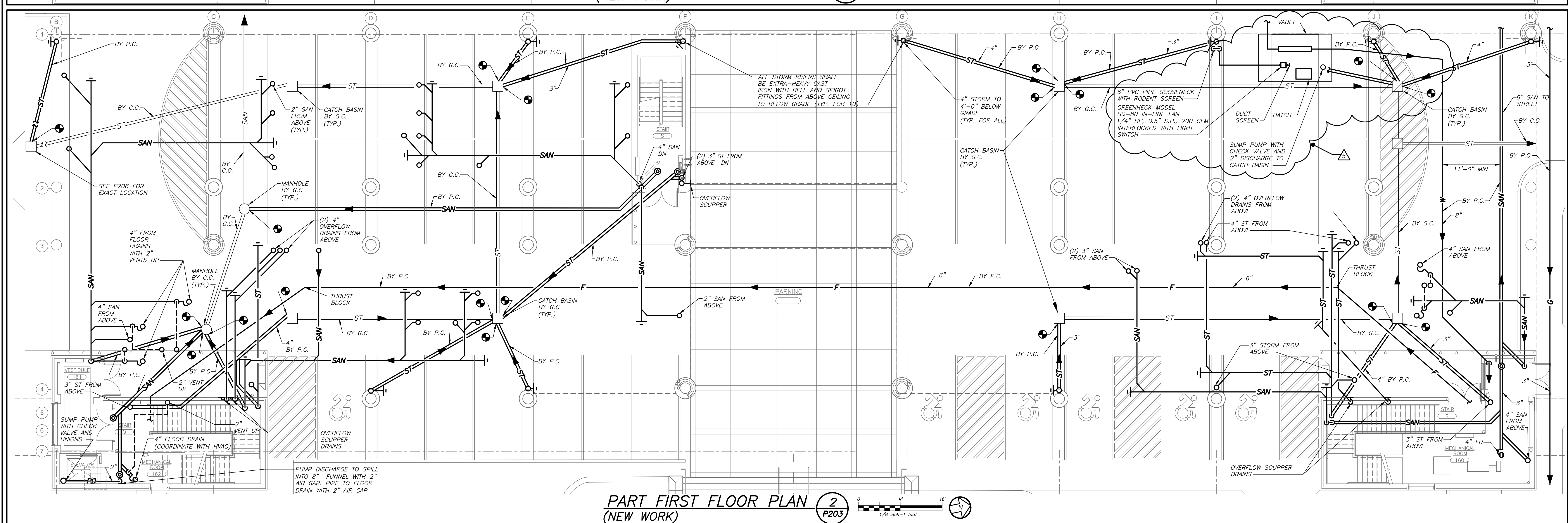
48 KNOXWOOD ROAD ELMSFORD NEW YORK 10523
TEL: 914.898.4444 FAX: 914.898.1917
Copyright 2019. All Rights Reserved by FULLER & D'ANGELO, P.C.

FULLER & D'ANGELO
P.C.
ARCHITECTS
PLANNERS

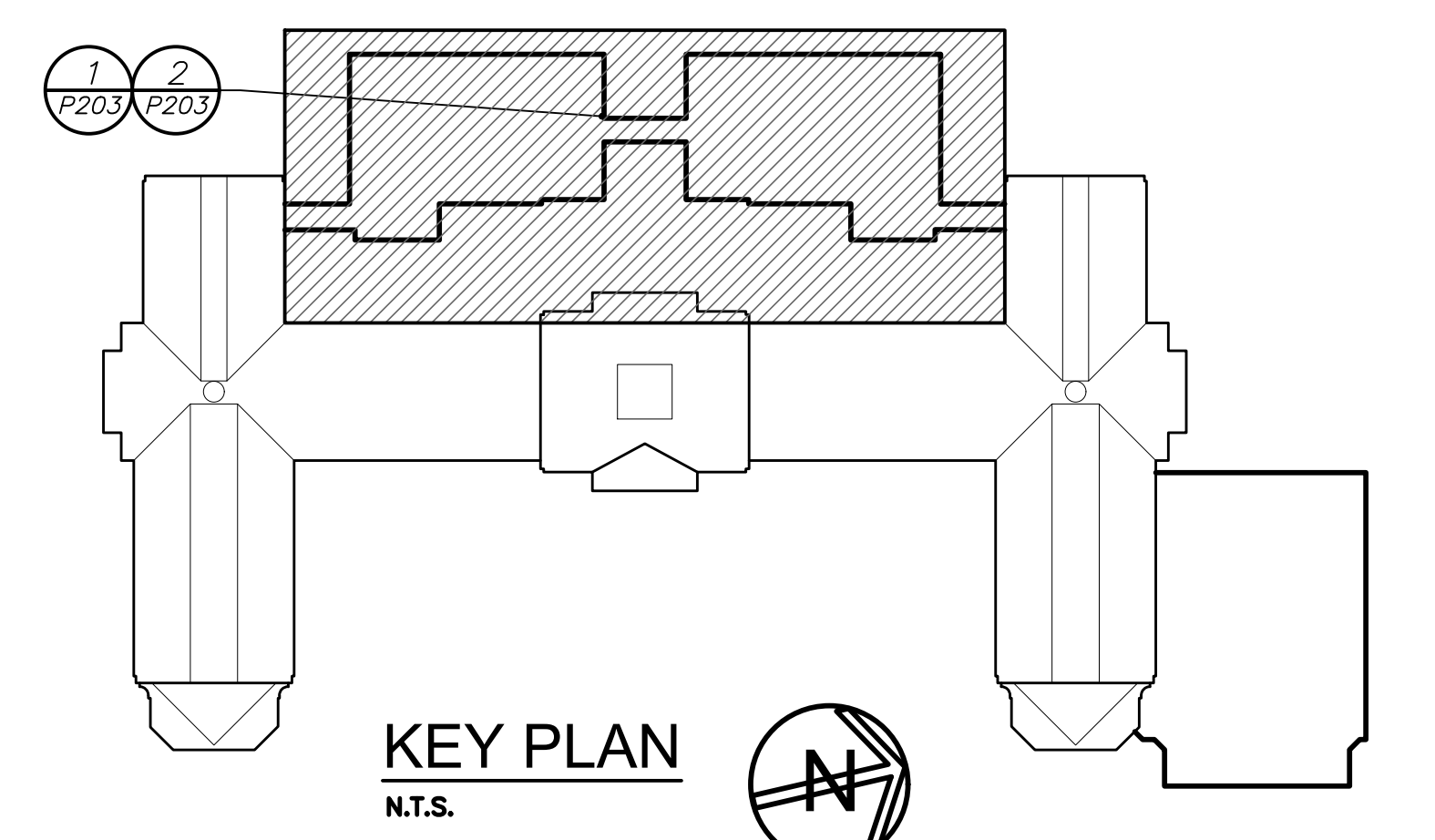
S.E.D. CONTROL NUMBER:	66-19-04-03-0-008-032
PROJECT:	PORT CHESTER-RYE UNION FREE SCHOOL DISTRICT PORT CHESTER HIGH SCHOOL ADDITIONS, ALTERATIONS AND ATHLETIC FIELD 1 TAMMACK RD., PORT CHESTER, NY 10573
DRAWING TITLE:	PART BASEMENT, FIRST & SECOND FLOOR PLANS AND SCHEMATIC PLAN
BID ADDENDUM #5	02-28-2019
BID ADDENDUM #1	01-21-2019
BID	07-31-2018
S.E.D. ADD #2	11-13-2017
S.E.D.	
DATE	ISSUED TO
SHEET SIZE	DRAWING NO.
30"x42"	PCHS
SCALE	P201
AS NOTED	
DRAWN BY	FILE NO.
BGA	17295.03



PART SECOND FLOOR PLAN (NEW WORK) 1 P203



PART FIRST FLOOR PLAN (NEW WORK) 2 P203



KEY PLAN
N.T.S.

BEFORE FABRICATION THIS CONTRACTOR SHALL VERIFY ALL MEASUREMENTS AND CONDITIONS ON JOB AND COORDINATE HIS WORK WITH THE WORK OF ALL OTHER CONTRACTORS.

AS PER USA CONGRESS ARCHITECTURAL WORKS COPYRIGHT PROTECTION ACT OF 1990 ALL IDEAS AND DESIGNS INCLUDING DERIVATIVES THEREOF, ALL DRAWINGS AND SPECIFICATIONS CONSTITUTE THE ORIGINAL COPYRIGHT WORK BY FULLER AND D'ANGELO, P.C. (FAD). THE DRAWINGS AND SPECIFICATIONS FOR THIS PROJECT ONLY AND REMAIN THE PROPERTY OF FAD. ANY REPRODUCTION WITHOUT THE PRIOR CONSENT OF FAD IS PROHIBITED.

BARILE GALLAGHER & ASSOCIATES
CONSULTING ENGINEERS
30 MARBLE AVENUE, PLEASANTVILLE, NJ 07050
PHONE: 973.266.6666 FAX: 973.266.5944

FULLER D'ANGELO P.C.
ARCHITECTS PLANNERS
48 KENILWOOD ROAD, ELMSFORD NEW YORK 10523
TEL: 914.898.4444 FAX: 914.898.1917
Copyright 2019. All Rights Reserved by FULLER & D'ANGELO P.C.

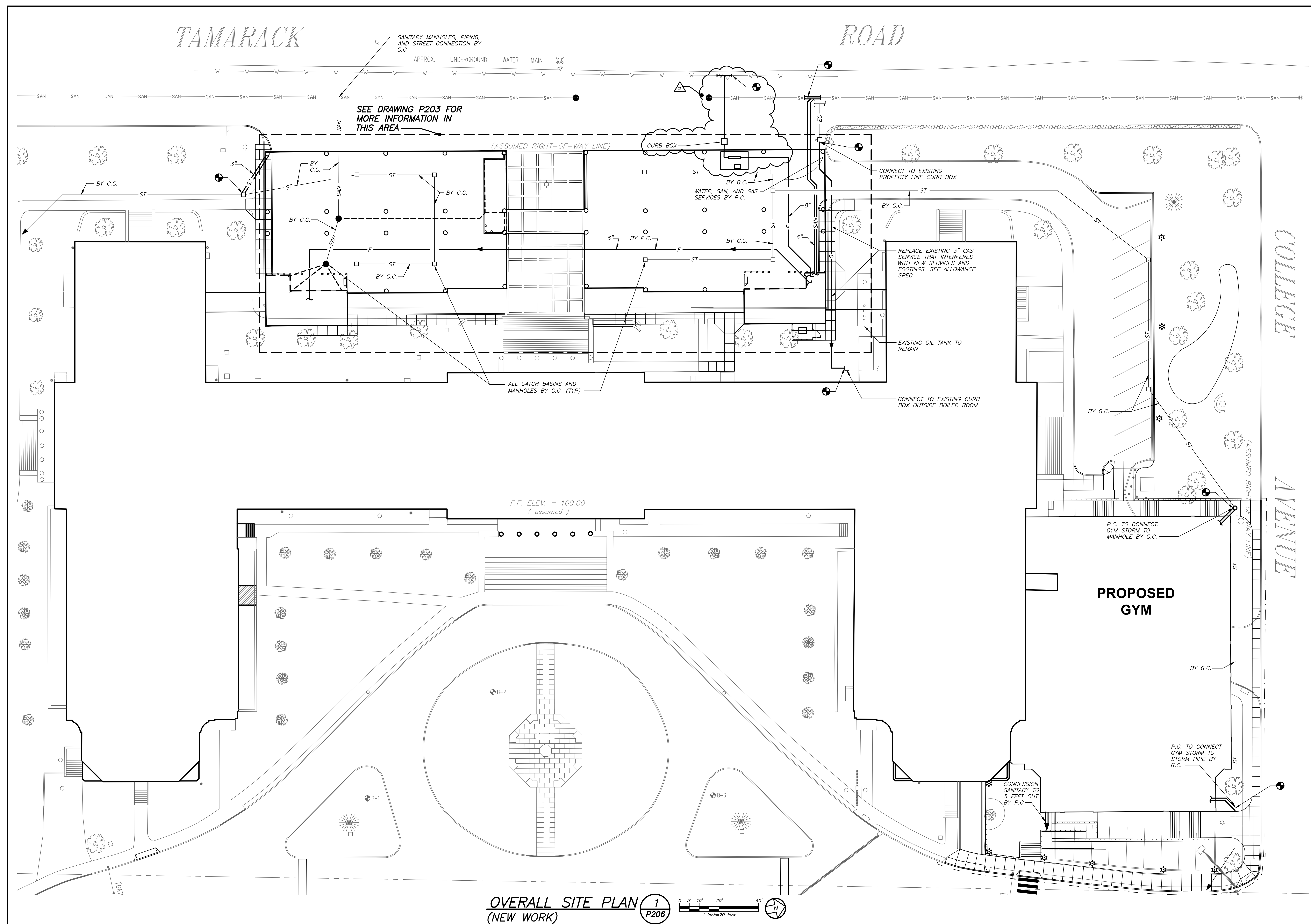
S.E.D. CONTROL NUMBER:
HIGH SCHOOL
66-19-04-03-0-008-032

PROJECT: PORT CHESTER-DOVE UNION FREE SCHOOL DISTRICT
PORT CHESTER HIGH SCHOOL
ADDITIONS, ALTERATIONS AND ATHLETIC FIELD
1 TAMMACK RD., PORT CHESTER, NY 10573

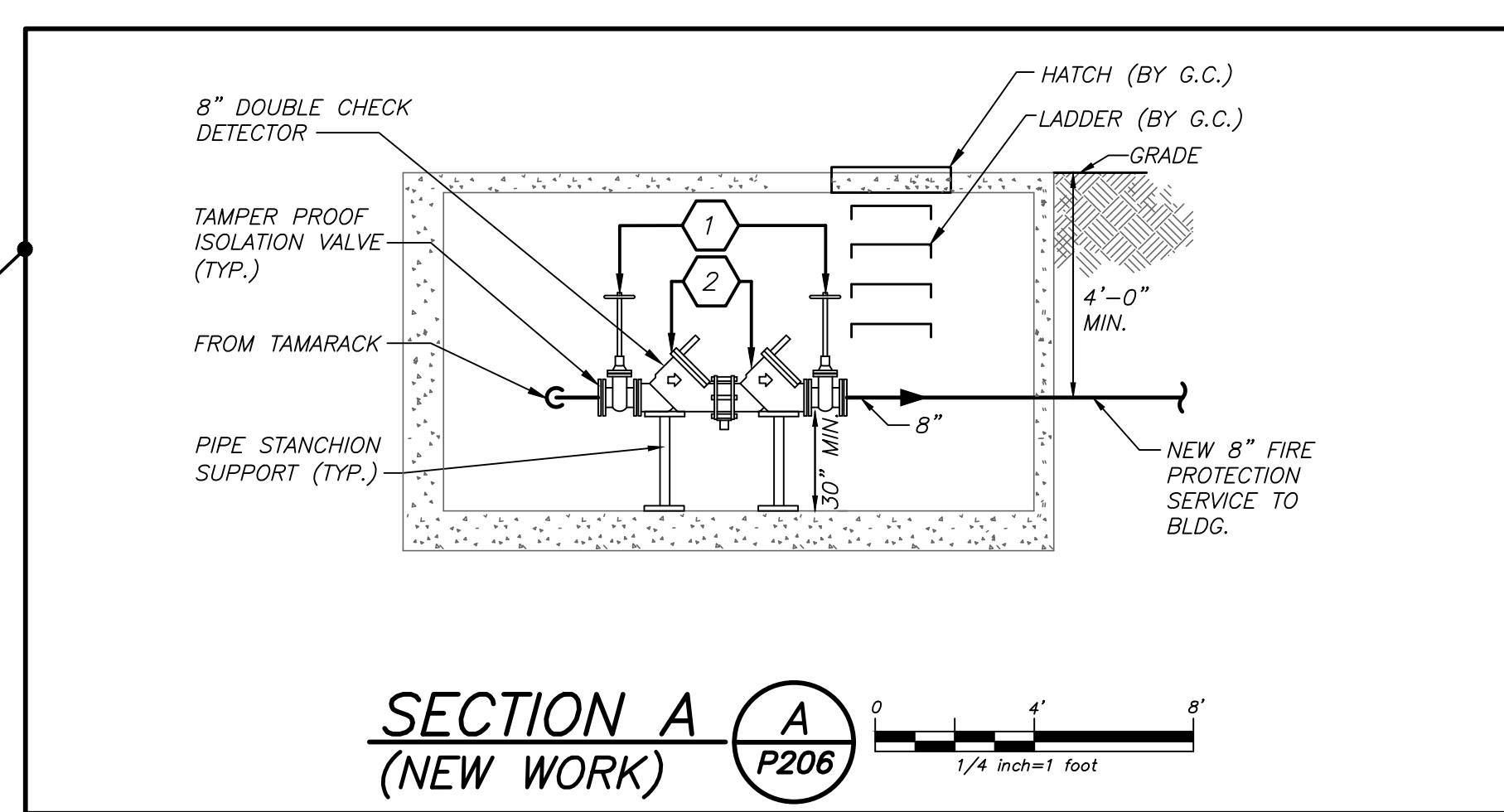
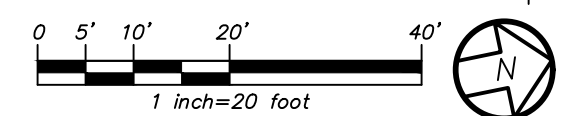
DRAWING TITLE:
PART FIRST & SECOND FLOOR PLANS

02-28-2019	BID ADDENDUM #5
02-12-2019	BID ADDENDUM #1
01-21-2019	BID
07-31-2018	S.E.D. ADD #2
11-13-2017	S.E.D.
DATE	ISSUED TO

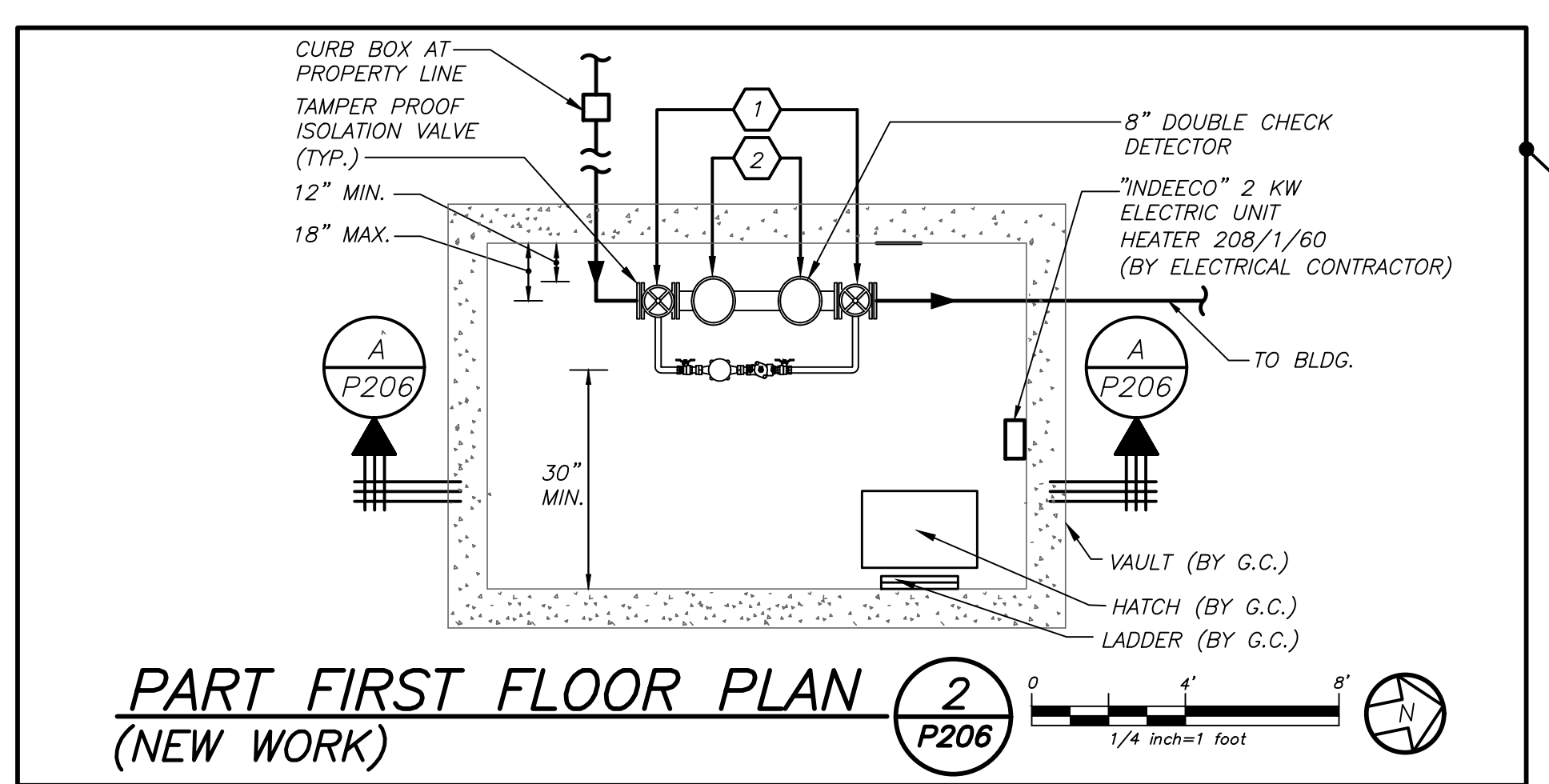
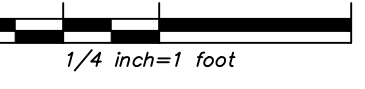
SHEET SIZE: 30"x42"
SCALE: AS NOTED
DRAWN BY: BGA
FILE NO.: 17295.03



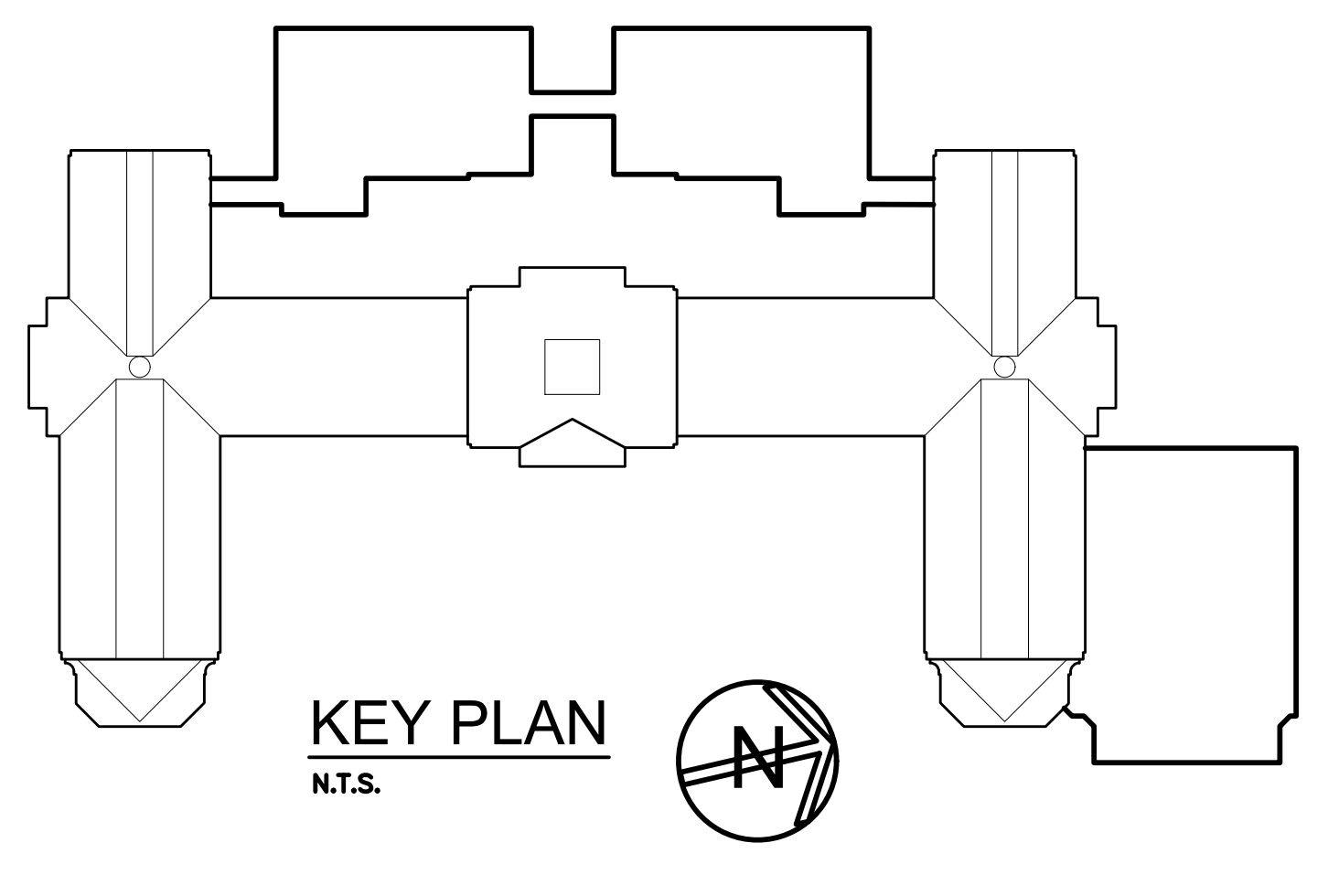
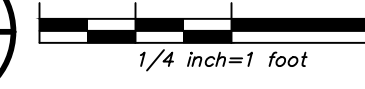
OVERALL SITE PLAN 1
(NEW WORK) P206



SECTION A A
(NEW WORK) P206



PART FIRST FLOOR PLAN 2
(NEW WORK) P206



KEY PLAN
N.T.S.

BEFORE FABRICATION THIS CONTRACTOR SHALL VERIFY ALL MEASUREMENTS AND CONDITIONS ON JOB AND COORDINATE HIS WORK WITH THE WORK OF ALL OTHER CONTRACTORS.

AS PER USA CONGRESS ARCHITECTURAL WORKS COPYRIGHT PROTECTION ACT OF 1990 ALL IDEAS AND DESIGNS INCLUDING DERIVATIVES THEREOF, ALL DRAWINGS AND SPECIFICATIONS CONSTITUTE THE ORIGINAL COPYRIGHT WORK BY FULLER AND D'ANGELO, P.C. (FAD). THE DRAWINGS AND SPECIFICATIONS AS INSTRUMENTS OF SERVICE BY FAD ARE CREATED BY FAD FOR THIS PROJECT ONLY AND REMAIN THE PROPERTY AND PROPERTY OF FAD. ANY REPRODUCTION WITHOUT THE PRIOR CONSENT OF FAD IS PROHIBITED.

BARILE GALLAGHER & ASSOCIATES
CONSULTING ENGINEERS
30 MARBLE AVENUE, PLEASANTVILLE, NJ 07050
PHONE: 973.236.6666 FAX: 973.236.2504

FULLER D'ANGELO P.C.
ARCHITECTS PLANNERS
48 KILLWOOD ROAD, ELMSFORD NEW YORK 10523
TEL: 914.899.4444 FAX: 914.899.1919
Copyright 2019. All Rights Reserved by FULLER & D'ANGELO, P.C.

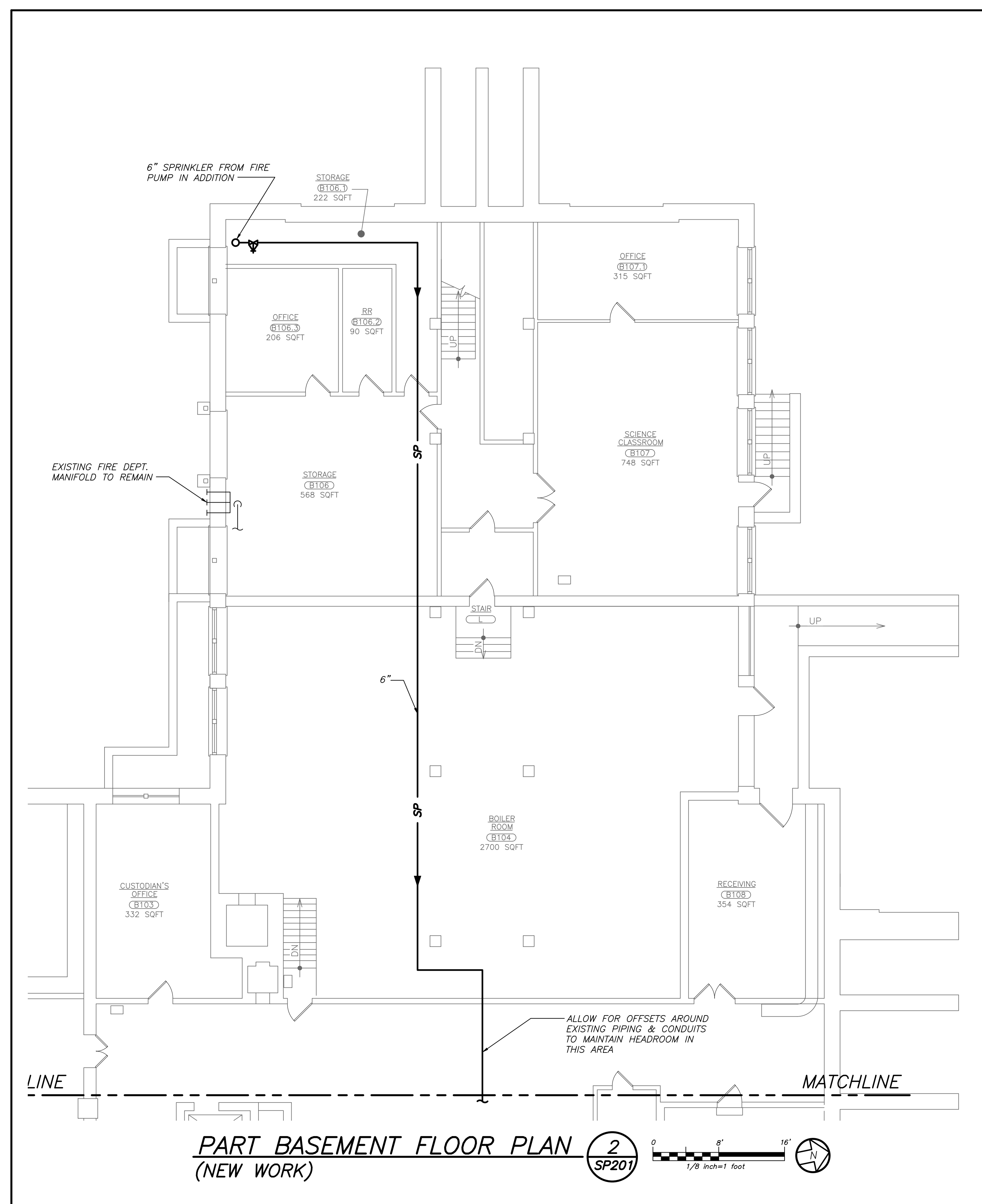
S.E.D. CONTROL NUMBER:
HIGH SCHOOL
66-19-04-03-0-004-032

PROJECT: PORT CHESTER-OVE UNION FREE SCHOOL DISTRICT
PORT CHESTER HIGH SCHOOL
ADDITIONS, ALTERATIONS AND ATHLETIC FIELD
1 TAMARACK RD., PORT CHESTER, NY 10573

DRAWING TITLE:
OVERALL SITE PLAN SCHEMATIC

02-28-2019	BID ADDENDUM #5
01-21-2019	BID ADDENDUM #1
07-31-2018	BID
11-13-2017	S.E.D. ADD #2
	S.E.D.
	ISSUED TO

SHEET SIZE: 30"x42"
SCALE: AS NOTED
DRAWN BY: BGA
FILE NO.: 17295.03



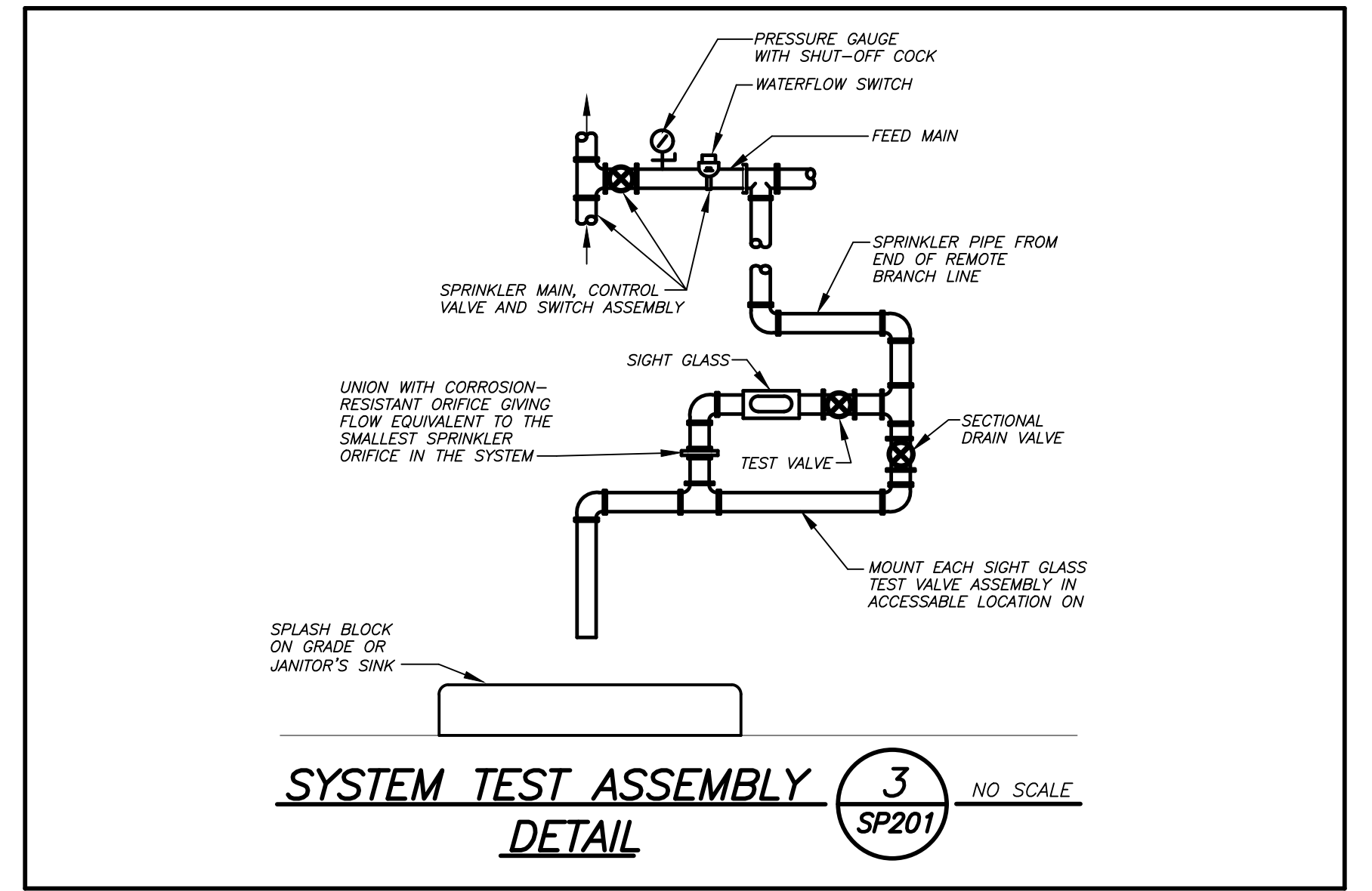
PART BASEMENT FLOOR PLAN (NEW WORK) **2** **SP201**

SCHEDULE OF SPRINKLER BRANCH PIPING SIZES

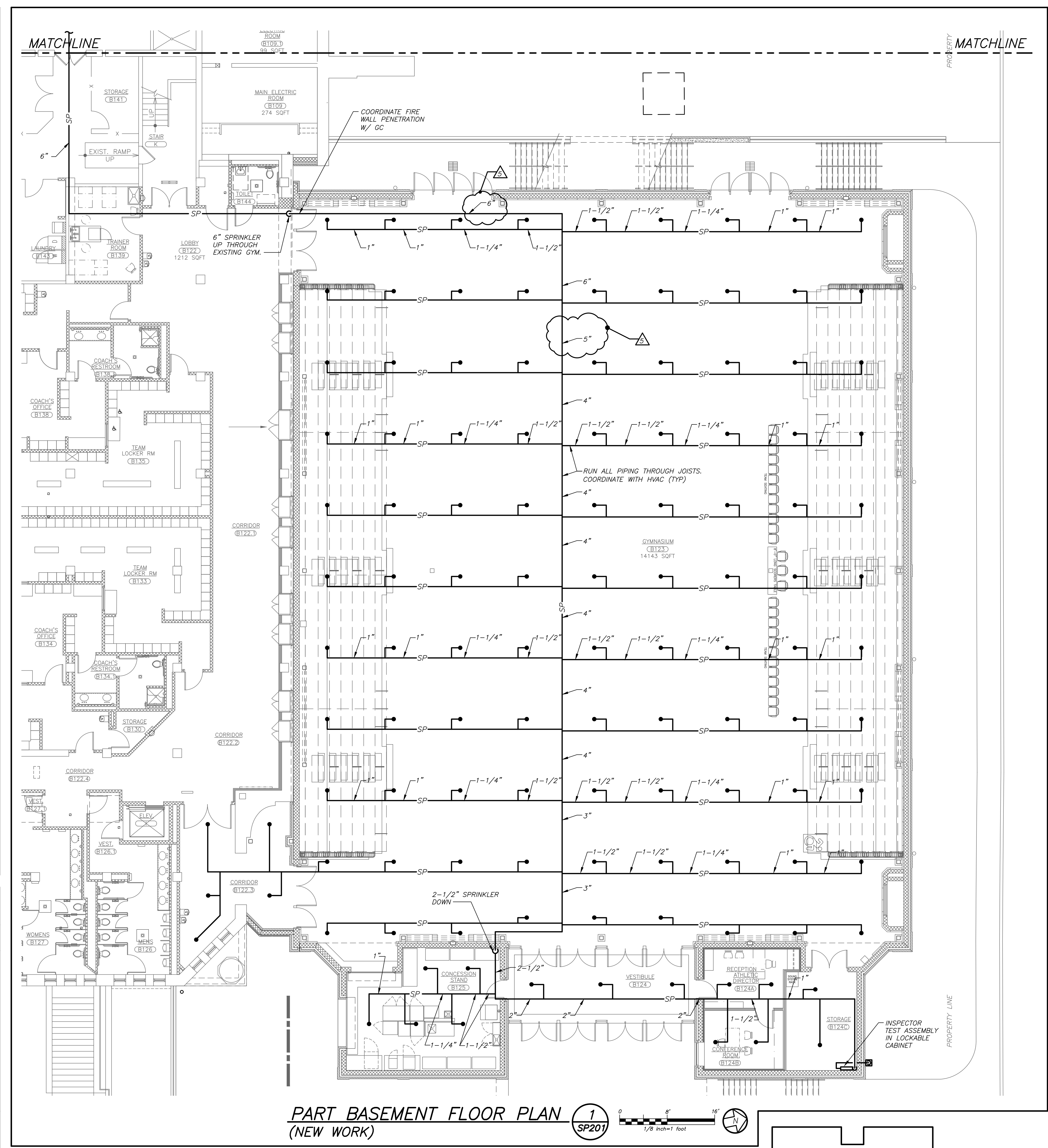
PIPE SIZE	MAX # OF SPRINKLER HEADS
1"	2
1 1/4"	3
1 1/2"	5
2"	10
2 1/2"	20
3"	40
3 1/2"	65
4"	100
5"	160
6"	275

NOTES

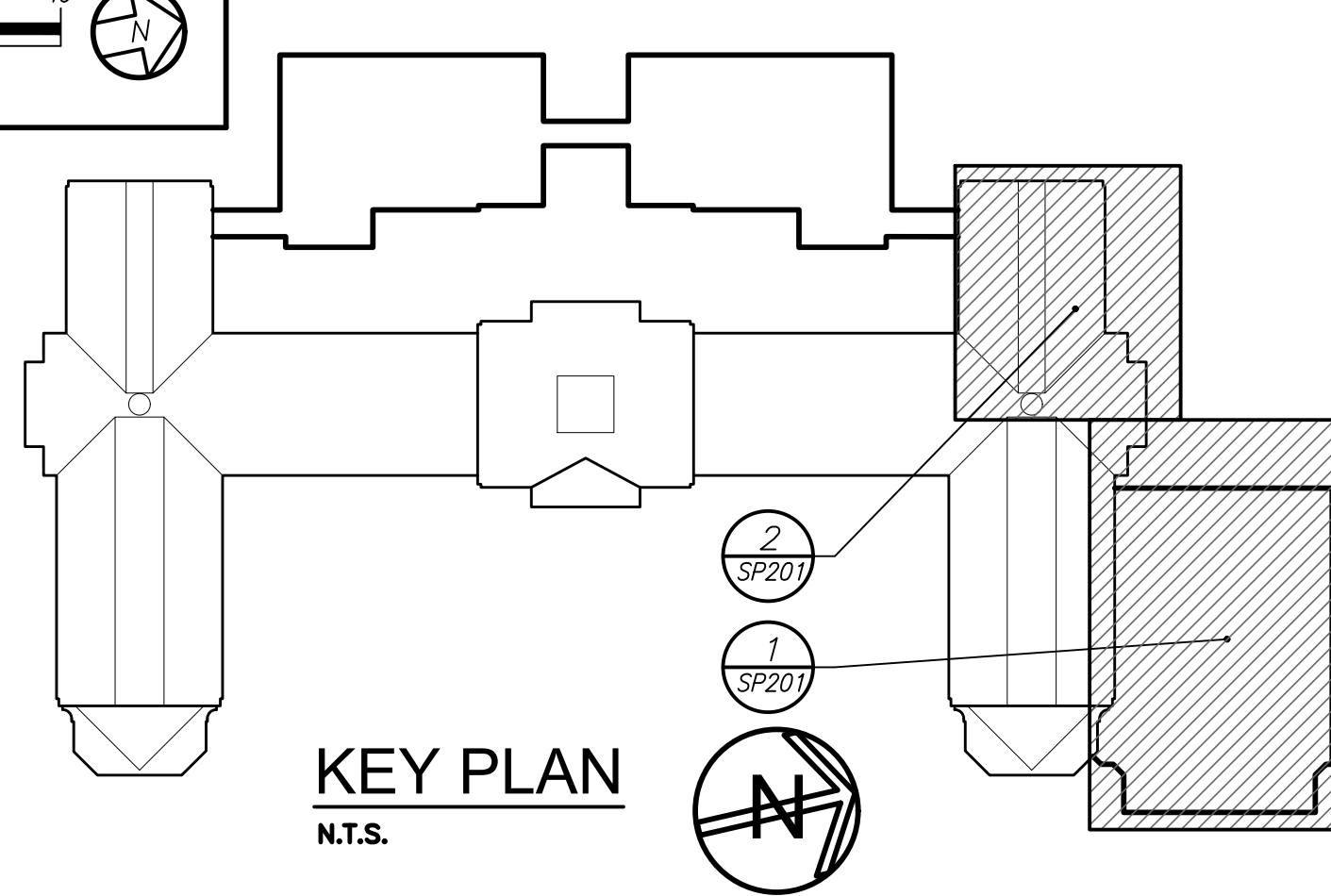
- BASED ON NFPA-13 PIPE SCHEDULE METHOD OF PIPE SIZING. HYDRAULIC METHOD WILL BE ACCEPTABLE AS WELL. SUBMIT SHOP DRAWINGS AND HYDRAULIC CALCULATIONS.
- STEEL PIPE.



SYSTEM TEST ASSEMBLY DETAIL **3** **SP201** NO SCALE



PART BASEMENT FLOOR PLAN (NEW WORK) **1** **SP201**



KEY PLAN N.T.S.

BEFORE FABRICATION THIS CONTRACTOR SHALL VERIFY ALL MEASUREMENTS AND CONDITIONS ON JOB AND COORDINATE HIS WORK WITH THE WORK OF ALL OTHER CONTRACTORS.

AS PER USA CONGRESS ARCHITECTURAL WORKS COPYRIGHT PROTECTION ACT OF 1990 ALL IDEAS AND DESIGNS INCLUDING DERIVATIVES THEREOF, ALL DRAWINGS AND SPECIFICATIONS CONSTITUTE THE ORIGINAL COPYRIGHT WORK BY FULLER AND D'ANGELO, P.C. (FAD). THE DRAWINGS AND SPECIFICATIONS AS INSTRUMENTS OF SERVICE BY FAD ARE CREATED BY FAD FOR THIS PROJECT ONLY AND REMAIN THE PROPERTY AND PROPERTY OF FAD. ANY REPRODUCTION WITHOUT THE PRIOR CONSENT OF FAD IS PROHIBITED.

BARILE GALLAGHER & ASSOCIATES
CONSULTING ENGINEERS
30 MARBLE BLVD. PLEASANTVILLE, NJ 07050
PHONE: 973.236.6666 FAX: 973.236.2944

FULLER D'ANGELO P.C.
ARCHITECTS PLANNERS
48 KILLWOOD ROAD ELMSFORD NEW YORK 10523
TEL: 914.898.4444 FAX: 914.898.1917
Copyright 2019. All Rights Reserved by FULLER & D'ANGELO, P.C.

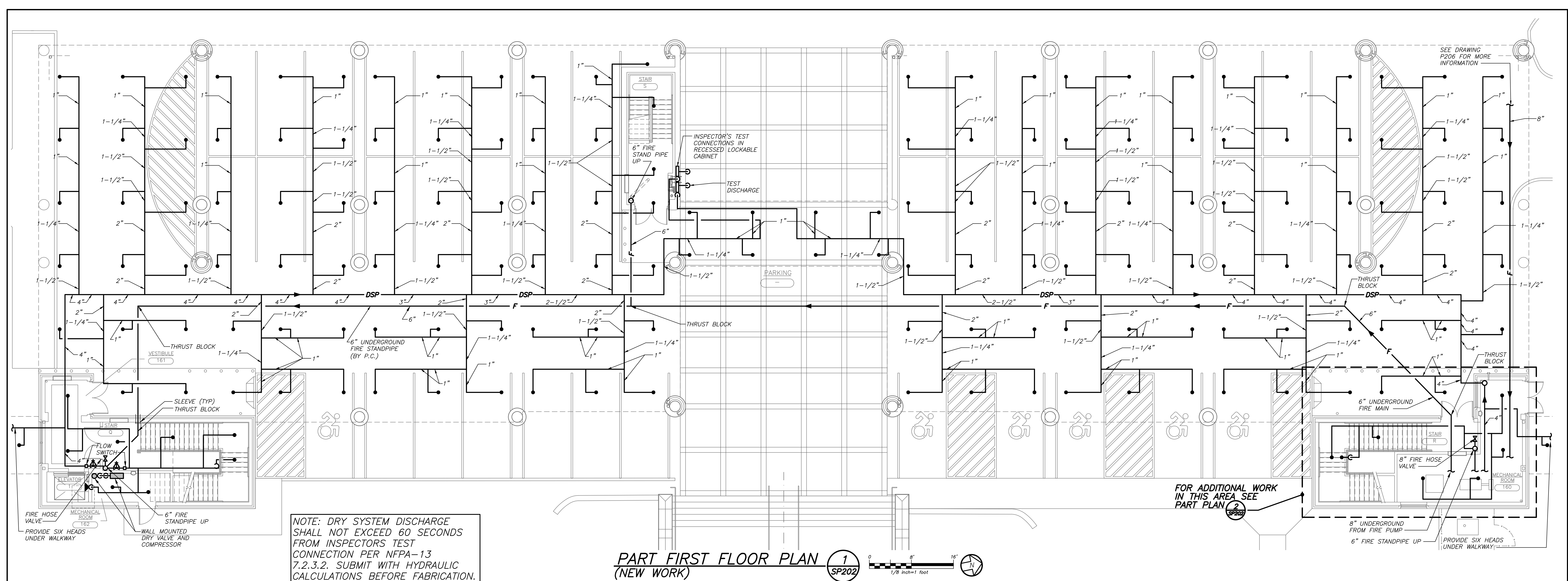
S.E.D. CONTROL NUMBER:
HIGH SCHOOL
66-19-04-03-0-004-032

PROJECT: PORT CHESTER-SVE UNION FREE SCHOOL DISTRICT
PORT CHESTER-HIGH SCHOOL
ADDITIONS, ALTERATIONS AND ATHLETIC FIELD
1 TAMMACK RD. PORT CHESTER, NY 10573

DRAWING TITLE: PART BASEMENT FLOOR PLANS

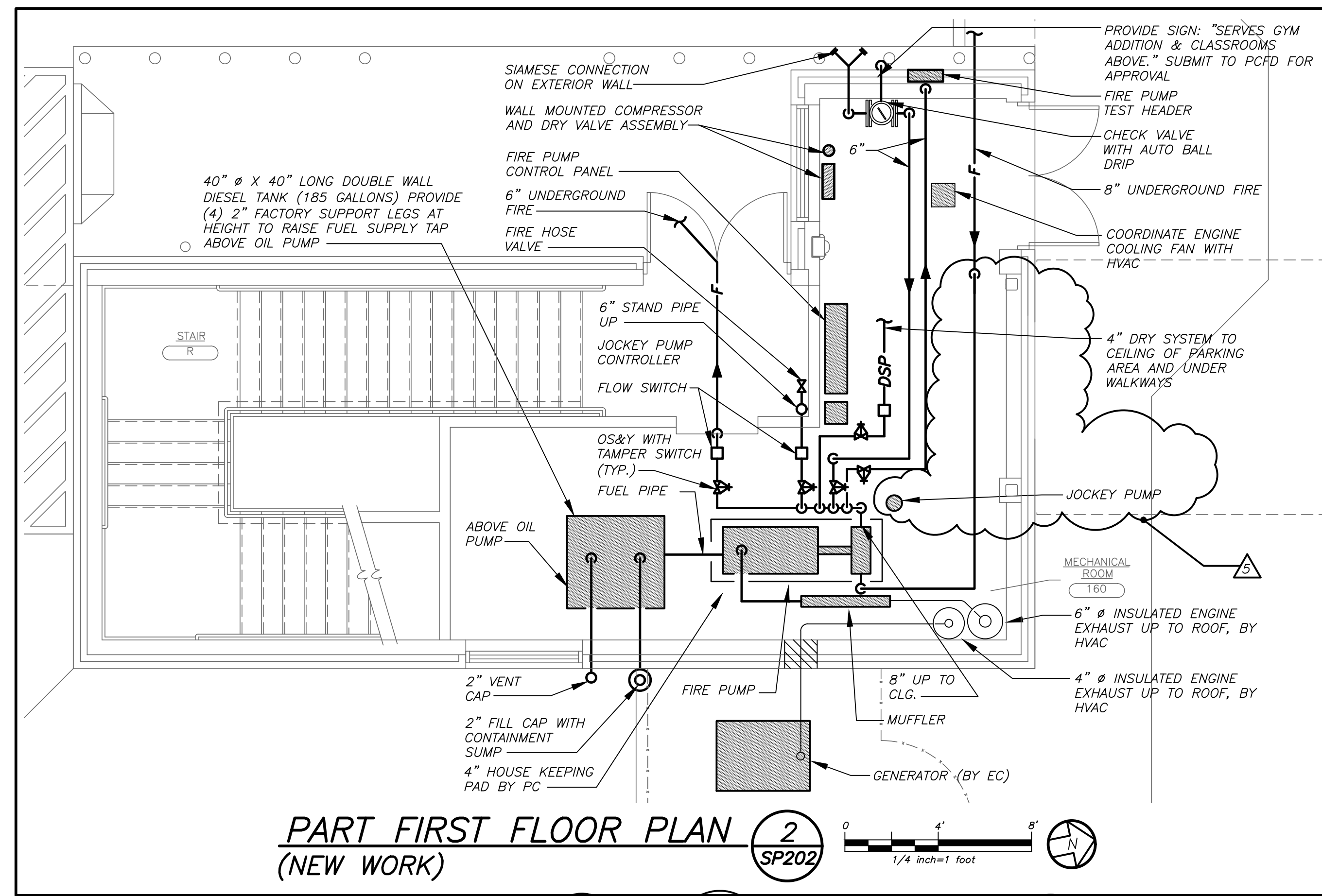
02-28-2019	BID ADDENDUM #5
01-21-2019	BID ADDENDUM #1
07-31-2018	BID
11-13-2017	S.E.D. ADD.#2
	S.E.D.
	ISSUED TO

SHEET SIZE: 30"x42"
SCALE: AS NOTED
DRAWN BY: BGA
FILE NO: 17295.03

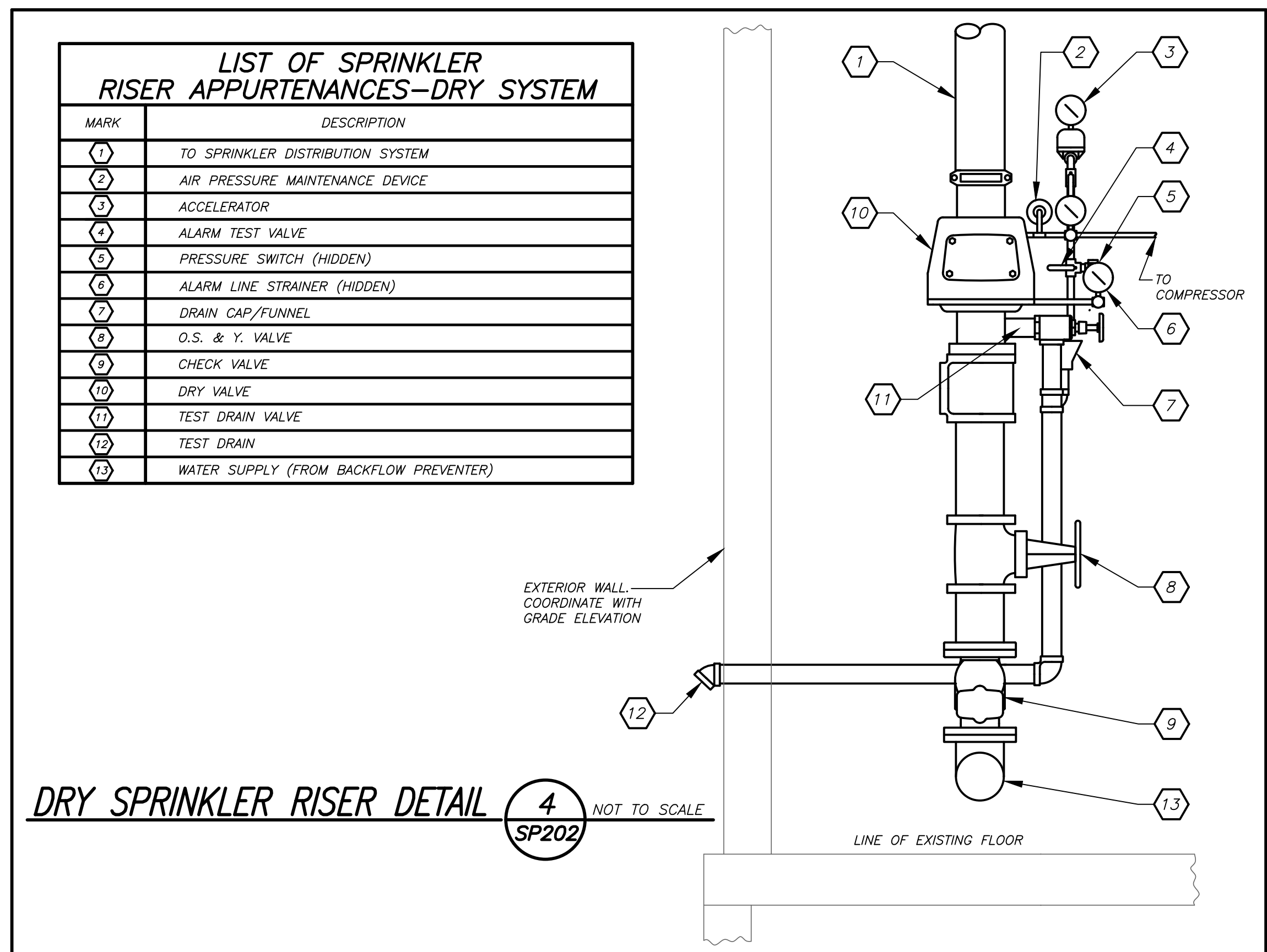
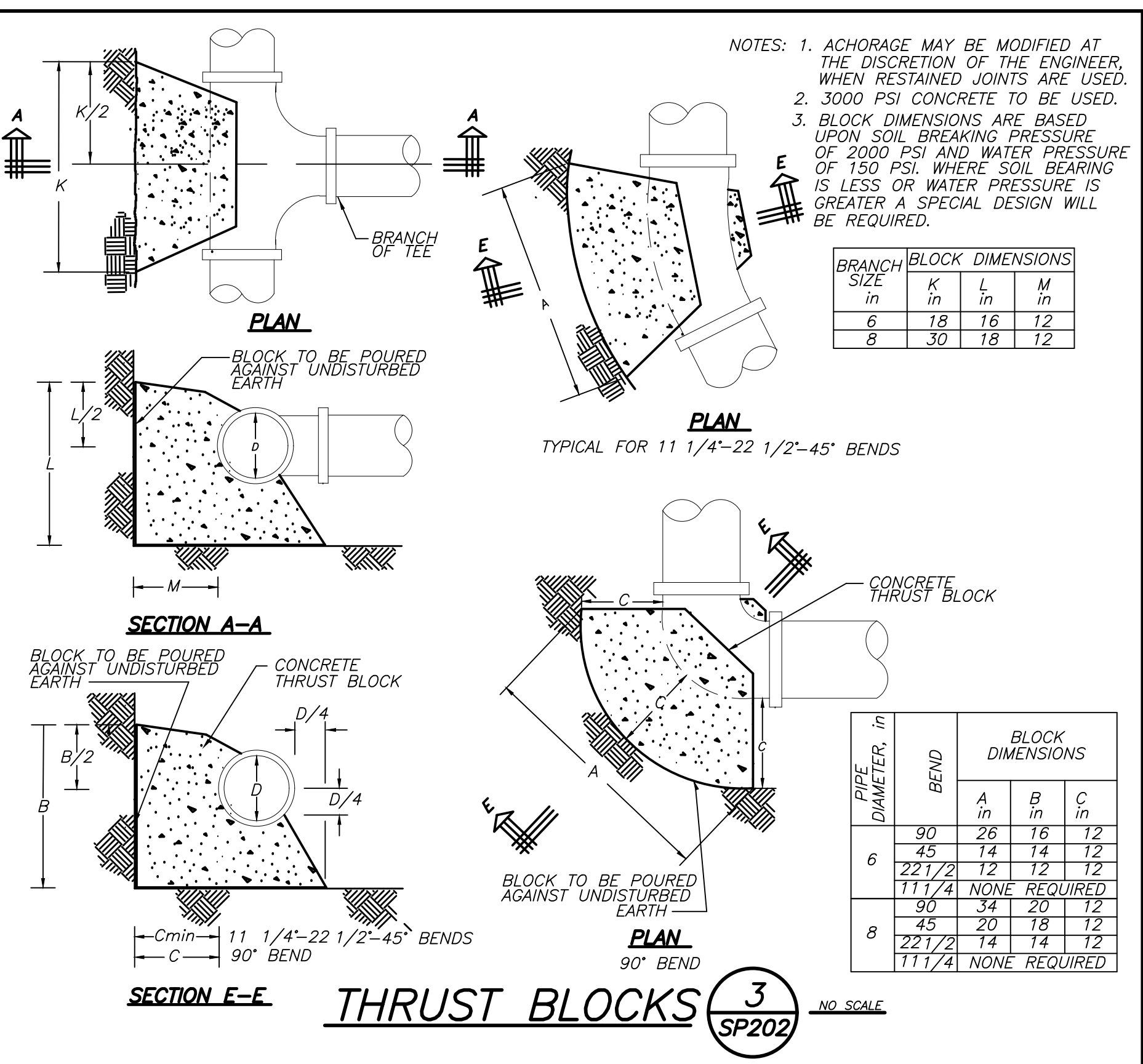


NOTE: DRY SYSTEM DISCHARGE SHALL NOT EXCEED 60 SECONDS FROM INSPECTORS TEST CONNECTION PER NFPA-13 7.2.3.2. SUBMIT WITH HYDRAULIC CALCULATIONS BEFORE FABRICATION.

PART FIRST FLOOR PLAN (NEW WORK) 1 SP202



PART FIRST FLOOR PLAN (NEW WORK) 2 SP202



BACKFLOW PREVENTER NOTES

1. LOCATION OF BACKFLOW DEVICES SHALL HAVE ADEQUATE HEAT AND LIGHT.
2. BACKFLOW DEVICES SHALL BE PROTECTED FROM FLOODING.
3. BACKFLOW DEVICES AND WATER METER SHALL BE TESTED AFTER INSTALLATION.
4. OWNER SHALL ARRANGE FOR BACKFLOW DEVICES TO BE TESTED ANNUALLY BY A CERTIFIED TESTER.
5. ANY REVISIONS OR ALTERATION OF THESE PLANS WITHOUT THE EXPRESSED WRITTEN CONSENT OF THE SIGNING ENGINEER IS A VIOLATION OF SECTION 7209 OF THE NEW YORK STATE EDUCATION LAW.

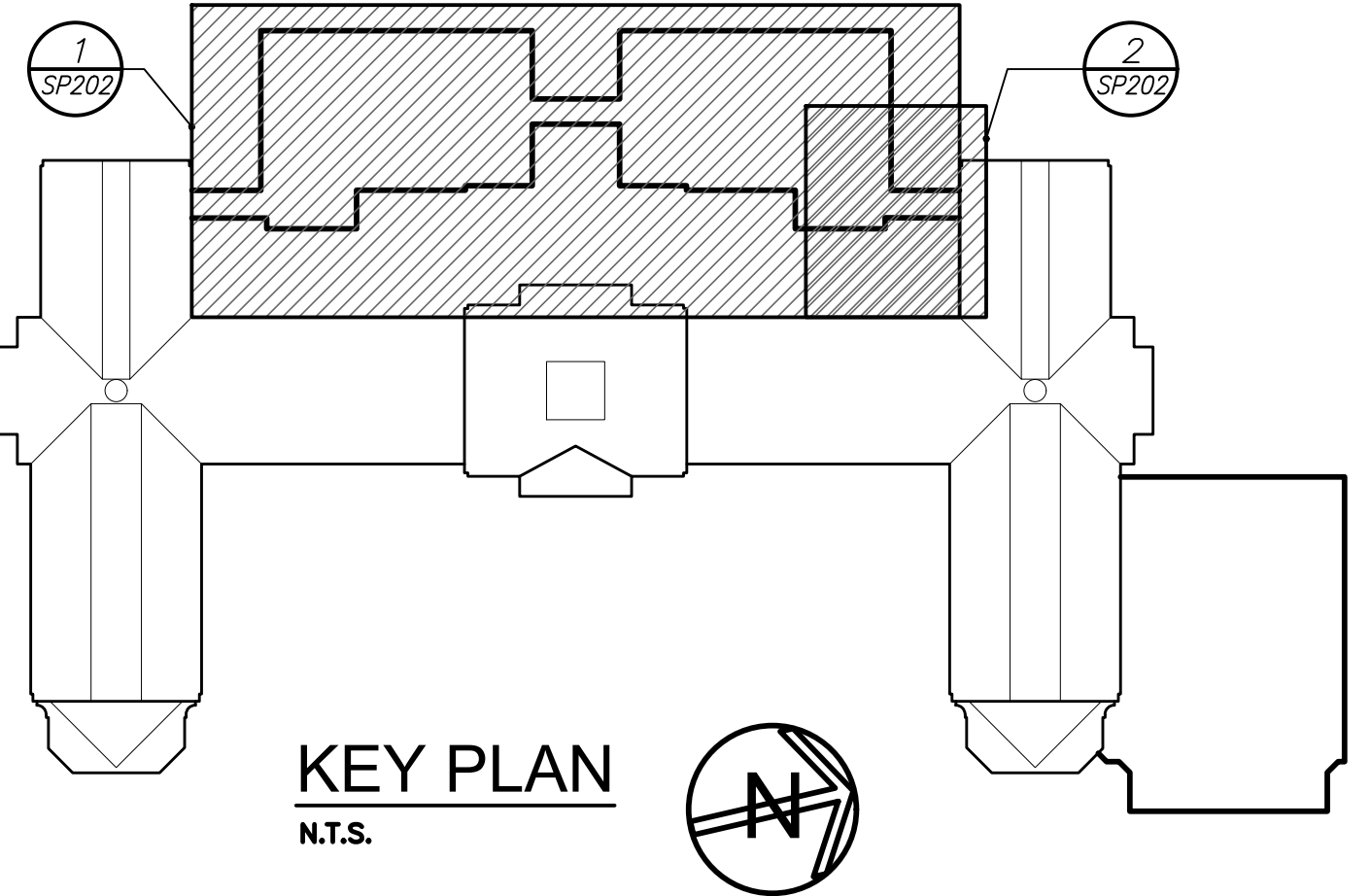
LIST OF BACKFLOW PREVENTER APPURTENANCES

MARK	DESCRIPTION
1	RESILIENT SEATED OS&Y VALVE WITH TAMPER SWITCH
2	BACKFLOW PREVENTER - (WATTS SERIES 709 DCCA)

BACKFLOW PREVENTER FILING REQUIREMENTS:

- A. THIS CONTRACTOR SHALL BE RESPONSIBLE FOR HIRING A LICENCED ENGINEER TO FILE ALL APPLICATIONS, PERMITS AND FILING FEES WITH THE AUTHORITIES HAVING JURISDICTION OVER THE WORK.
 - B. THE FOLLOWING LIST SERVES AS THE MINIMUM FILING REQUIREMENTS. FAILURE TO LIST ANY ITEM DOES NOT RELIEVE THE CONTRACTOR FROM FULFILLING THAT REQUIREMENT.
1. CERTIFICATE OF RESOLUTION OF LETTER OF AUTHORIZATION FROM OWNER/USER TO AUTHORIZE LICENCED PROFESSIONAL TO EXECUTE FILING.
 2. PREPARE AND SUBMIT FORM DOH-347 WITH PLANS, PROFESSIONAL ENGINEERS REPORT AND SPECIFICATIONS WITH ENGINEER'S SEAL. FILE WITH HEALTH DEPARTMENT AND WATER DEPARTMENT.
 3. FILING FEES, PER DEVICE.
 4. EVIDENCE OF CONFORMANCE TO NEW YORK STATE SANITARY CODE, PART 5 AND CHAPTER 873 OF THE LAWS OF WESTCHESTER COUNTY.

CONTRACTOR SHALL ARRANGE & PAY FOR WATER FLOW TESTS WITH LOCAL WATER COMPANY.



BEFORE FABRICATION THIS CONTRACTOR SHALL VERIFY ALL MEASUREMENTS AND CONDITIONS ON JOB AND COORDINATE HIS WORK WITH THE WORK OF ALL OTHER CONTRACTORS.

AS PER USA CONGRESS ARCHITECTURAL WORKS COPYRIGHT PROTECTION ACT OF 1990 ALL IDEAS AND DESIGNS INCLUDING DERIVATIVES THEREOF, ALL DRAWINGS AND SPECIFICATIONS CONSTITUTE THE ORIGINAL COPYRIGHT WORK BY FULLER AND D'ANGELO, P.C. (FAD). THE DRAWINGS AND SPECIFICATIONS AS INSTRUMENTS OF SERVICE BY FAD ARE CREATED BY FAD FOR THIS PROJECT ONLY AND REMAIN THE PROPERTY AND PROPERTY OF FAD. ANY REPRODUCTION WITHOUT THE PRIOR CONSENT OF FAD IS PROHIBITED.

BARILE GALLAGHER & ASSOCIATES
CONSULTING ENGINEERS
30 MARBLE HILL, PLEASANTVILLE, NY 10570
PHONE: 914.232.6666 FAX: 914.232.9394

48 KILLWOOD ROAD ELMSFORD NEW YORK 10523
TEL: 914.894.4444 FAX: 914.899.1919
Copyright 2019. All Rights Reserved by FULLER & D'ANGELO, P.C.

FULLER & D'ANGELO
P.C.
ARCHITECTS & PLANNERS

S.E.D. CONTROL NUMBER:

02-28-2019	HIGH SCHOOL
06-18-04-03-0-008-032	

PROJECT: CHESTER-BOVE UNION FREE SCHOOL DISTRICT
PORT CHESTER-HIGH SCHOOL
ADDITIONS, ALTERATIONS AND ATHLETIC FIELD
L1 TAMMACK RD., PORT CHESTER, NY 10573

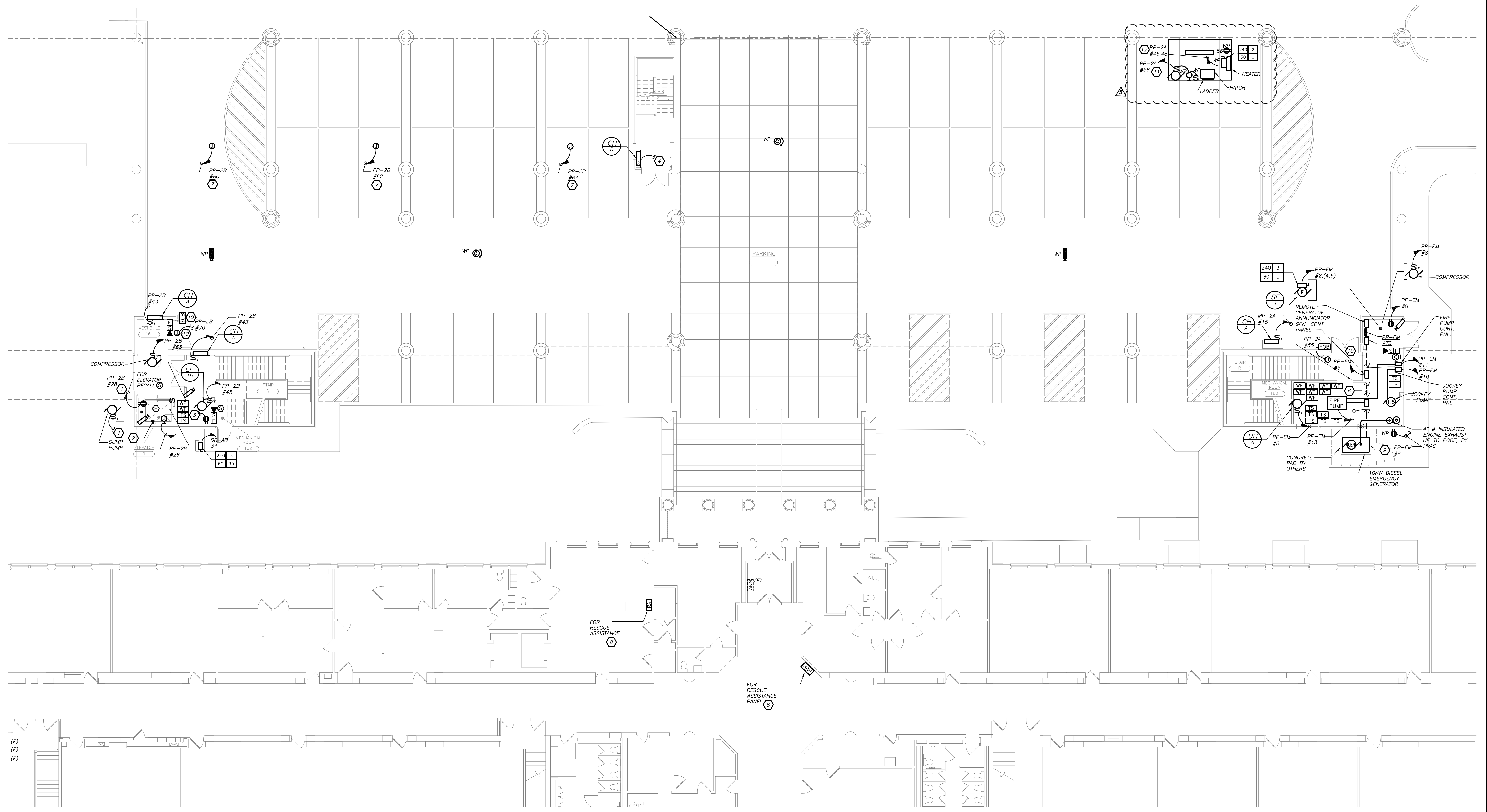
DRAWING TITLE: PART FIRST FLOOR PLANS & DETAILS

DATE	ISSUED TO
02-28-2019	BID ADDENDUM #5
01-21-2019	BID ADDENDUM #1
07-31-2018	S.E.D. ADD #2
11-13-2017	S.E.D.

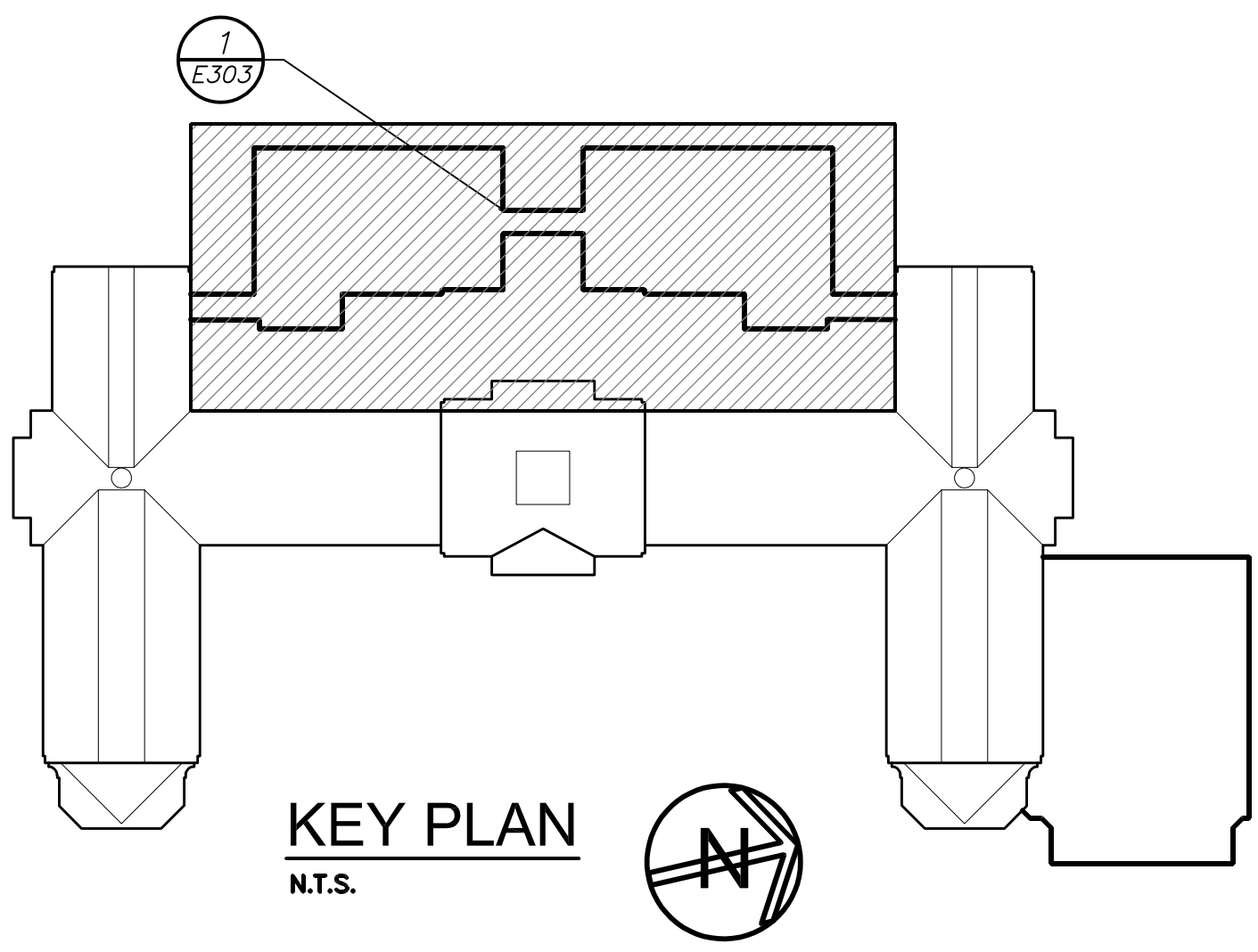
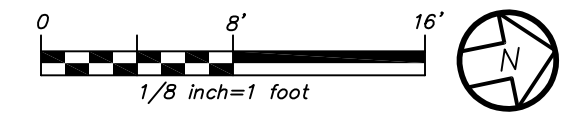
SHEET SIZE	DRAWING NO.
30"x42"	PCBS SP202

SCALE	FILE NO.
AS NOTED	17295.03

DRAWN BY: BGA



PART FIRST FLOOR PLAN 1
 (NEW WORK) E303



- WORK NOTES:**
- 1 GFI RECEPTACLE FOR SUMP PUMP IN ELEVATOR PIT.
 - 2 PROVIDE DIRECT OUTSIDE PHONE LINE FROM ELEVATOR TO MAIN PBX.
 - 3 CONNECT TO LIGHT FIXTURE WITHIN THIS ROOM.
 - 4 CONNECT TO CH-D BRANCH CIRCUIT ON SECOND FLOOR.
 - 5 CONNECT TO CAR LIGHT AND VENT AS REQUIRED.
 - 6 CONDUIT PATH BELOW GRADE. RUN BELOW SLAB IN MECHANICAL ROOM INTO ATS. REFER TO POWER RISER FOR ADDITIONAL INFORMATION.
 - 7 PROVIDE JUNCTION BOX FOR HEAT TRACING FOR SINKS IN SCIENCE ROOMS ABOVE. COORDINATE EXACT LOCATION WITH PLUMBER BEFORE THE START OF ANY WORK.
 - 8 REFER TO RESCUE ASSISTANCE RISER DIAGRAM ON DRAWING E503 FOR ADDITIONAL INFORMATION.
 - 9 ENGINE EXHAUST RISER FROM GENERATOR, INTO BUILDING AND UP THROUGH BUILDING TO ROOF BY HVAC CONTRACTOR.
 - 10 COORDINATE FINAL LOCATION OF FOB READER WITH OWNER BEFORE THE START OF ANY WORK. INDICATED POWER TO SERVE FOB READER.
 - 11 PROVIDE 20A, 1P CIRCUIT BREAKER WITH 2#12+1#12G IN 3/4" C TO THE INDICATED PANELBOARD. PROVIDE RIGID GALVANIZED STEEL UNDERGROUND AND EMT CONDUIT INSIDE THE BUILDING.
 - 12 PROVIDE 30A, 2P CIRCUIT BREAKER WITH 2#10+1#12G IN 3/4" C TO THE INDICATED PANELBOARD.

BEFORE FABRICATION THIS CONTRACTOR SHALL VERIFY ALL MEASUREMENTS AND CONDITIONS ON JOB AND COORDINATE HIS WORK WITH THE WORK OF ALL OTHER CONTRACTORS.

AS PER USA CONGRESS ARCHITECTURAL WORKS COPYRIGHT PROTECTION ACT OF 1990 ALL IDEAS AND DESIGNS INCLUDING DERIVATIVES THEREOF, ALL DRAWINGS AND SPECIFICATIONS CONSTITUTE THE ORIGINAL COPYRIGHT WORK BY FULLER AND DANKELO, P.C. (F&D). THE DRAWINGS AND SPECIFICATIONS AS INSTRUMENTS OF SERVICE BY F&D ARE CREATED BY F&D FOR THIS PROJECT ONLY AND REMAIN THE PRODUCT AND PROPERTY OF F&D. ANY REPRODUCTION WITHOUT THE PRIOR CONSENT OF F&D IS PROHIBITED.

BARILE GALLAGHER & ASSOCIATES
 CONSULTING ENGINEERS
 30 MARBLE AVE. PLEASANTVILLE, NY 10570
 PHONE: 914.328.6066 FAX: 914.328.9394

FULLER DANKELO P.C.
 ARCHITECTS PLANNERS
 48 KILLWOOD ROAD ELMSFORD NEW YORK 10523
 TEL: 914.899.4444 FAX: 914.899.1919
 Copyright 2017. All Rights Reserved by FULLER & DANKELO, P.C.

S.E.D. CONTROL NUMBER:
 HIGH SCHOOL
 66-19-04-03-0-008-032

PROJECT:
 PORT CHESTER-DOVE UNION-FREE SCHOOL DISTRICT
 PORT CHESTER HIGH SCHOOL
 ADDITIONS, ALTERATIONS AND AETIC FIELD
 1 TAMMUNGE RD., PORT CHESTER, NY 10573

DRAWING TITLE:
 PARTIAL FIRST FLOOR ELECTRICAL AND FIRE ALARM PLAN

DATE	ISSUED TO
02-28-2019	BID ADDENDUM #5
02-12-2019	BID ADDENDUM #1
01-21-2019	BID
07-31-2018	S.E.D. ADD #2
11-13-2017	S.E.D.
DATE	ISSUED TO
SHEET SIZE	DRAWING NO.
30"x42"	PCHS
SCALE	E303
AS NOTED	
DRAWN BY	FILE NO.
BGA	17295.03

PORT CHESTER-RYE UFSD
PORT CHESTER HIGH SCHOOL
ADDITIONS, ALTERATIONS AND RELATED WORK
RFI FORM

RFI FORM

CONTRACTOR'S REQUEST FOR INFORMATION NO. 1

F&D REF NO:

NAME OF PROJECT: PORT CHESTER HIGH SCHOOL
ADDITIONS, ALTERATIONS AND RELATED WORK

NAME OF OWNER: PORT CHESTER - RYE UFSD

DATE: 2/20/19

A/E PROJECT NO: 17295.03

ARCHITECT

FULLER AND D'ANGELO, P.C.

45 KNOLLWOOD ROAD

ELMSFORD, NEW YORK 10523

TEL: 914.592.4444 FAX: 914.592.1717

CONTRACTION MANAGER

SCHOOL CONSTRUCTION CONSULTANTS, INC.

190 MOTOR PARKWAY, SUITE 201

HAUPPAUGE, NY 22788

TEL: 631-567-0200 FAX: 631-567-6816

FROM (CO. NAME): ACS SYSTEM ASSOCIATES, INC.

CONTACT NAME: JOHN VILLEGAS

TELEPHONE NUMBER: 914-665-5800 X140

SUBJECT: UNIT TAGGED UH-A

DISCIPLINE/TRADE: HVAC CONTRACT

DWG./SPEC. REFERENCE: H205 / H301

QUESTION: UH-A SCHEDULE ON H301 CALLS FOR A ELECTRICAL UNIT HEATER,

THE UH-A ON DRAWING H205 IS SHOWN AS A HOT WATER HEATER . PLEASE ADVISE.

FIELD CONDITION

DRAWING/SPEC

DISCREPANCY

OWNER CHANGE

CLARIFICATION

CONTRACTOR'S SUGGESTION (IF APPLICABLE):

ANSWER

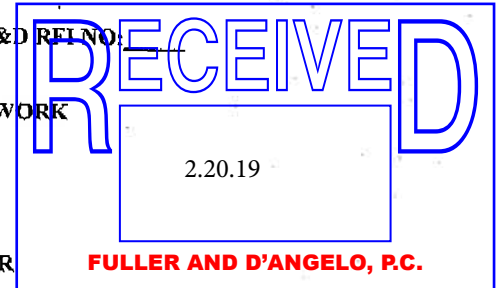
Unit heater UH-A shall be an electric resistance heater, per the
schedule on drawing H301. Omit the reference to HWS/R piping on
H205.

ARCHITECT'S SIGNATURE: RM

DATE: 2/22/19

Note: review and any responses to this request for information by the architect/engineer is strictly for design intent only and does not constitute acknowledgement or acceptance of any cost or schedule implications unless specifically presented by the contractor. By submission of this request for information, the contractor assumes all responsibility in the absence of an approved change order or work directive.

END OF SECTION



RFI FORM

CONTRACTOR'S REQUEST FOR INFORMATION NO. 1

F&D RFI NO: _____

NAME OF PROJECT: **PORT CHESTER HIGH SCHOOL**
ADDITIONS, ALTERATIONS AND RELATED WORK

NAME OF OWNER: **PORT CHESTER - RYE UFSD**

DATE: 2/18/19

A/E PROJECT NO: **17295.03**

ARCHITECT

FULLER AND D'ANGELO, P.C.

45 KNOLLWOOD ROAD

ELMSFORD, NEW YORK 10523

TEL: **914.592.4444** FAX: **914.592.1717**

CONTRACTION MANAGER

SCHOOL CONSTRUCTION CONSULTANTS, INC.

190 MOTOR PARKWAY, SUITE 201

HAUPPAUGE, NY 22788

TEL: **631-567-0200** FAX: **631-567-6816**

FROM (CO. NAME): Bertussi Contracting Inc. FKA Pearl River Plumbing Heating and Electric

CONTACT NAME: Stephanie Weber

TELEPHONE NUMBER: 845-538-4234

SUBJECT: AV Work

DISCIPLINE/TRADE: _____

DWG./SPEC. REFERENCE: _____

QUESTION: The AV work is on 6 unlabeled drawings following drawing A925. Are they by the GC or Electric? The AV section is in the electric specs but is on the GC drawings.

FIELD CONDITION _____

DRAWING/SPEC _____

DISCREPANCY _____

OWNER CHANGE _____

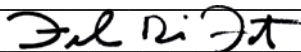
CLARIFICATION _____

CONTRACTOR'S SUGGESTION (IF APPLICABLE): _____

ANSWER

By electrical contractor.

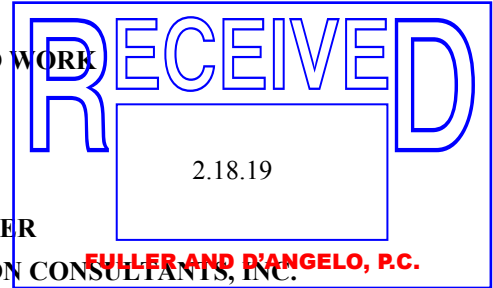
ARCHITECT'S SIGNATURE: _____



DATE: 2.20.19

Note: review and any responses to this request for information by the architect/engineer is strictly for design intent only and does not constitute acknowledgement or acceptance of any cost or schedule implications unless specifically presented by the contractor. By submission of this request for information, the contractor assumes all responsibility in the absence of an approved change order or work directive.

END OF SECTION



RFI FORM

CONTRACTOR'S REQUEST FOR INFORMATION NO. 2

NAME OF PROJECT: **PORT CHESTER HIGH SCHOOL**
ADDITIONS, ALTERATIONS AND RELATED WORK

NAME OF OWNER: **PORT CHESTER - RYE UFSD**

DATE: 2/18/19

A/E PROJECT NO:17295.03

ARCHITECT

FULLER AND D'ANGELO, P.C.

45 KNOLLWOOD ROAD

ELMSFORD, NEW YORK 10523

TEL: 914.592.4444 FAX: 914.592.1717

CONTRACTION MANAGER

SCHOOL CONSTRUCTION CONSULTANTS, INC.

190 MOTOR PARKWAY, SUITE 201

HAUPPAUGE, NY 22788

TEL:631-567-0200 FAX: 631-567-6816

FROM (CO. NAME): Bertussi Contracting Inc. FKA Pearl River Plumbing Heating and Electric

CONTACT NAME: Stephanie Weber

TELEPHONE NUMBER: 845-538-4234

SUBJECT: _____

DISCIPLINE/TRADE: GC

DWG./SPEC. REFERENCE: _____

QUESTION: Is there any spray fireproof at the steel or the underside of the deck?

Please advise.

___ FIELD CONDITION _____

___ DRAWING/SPEC _____

___ DISCREPANCY _____

___ OWNER CHANGE _____

___ CLARIFICATION _____

___ CONTRACTOR'S SUGGESTION (IF APPLICABLE): _____

ANSWER

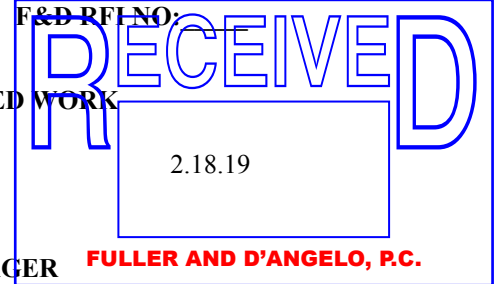
No.

ARCHITECT'S SIGNATURE: _____

DATE: 2.20.19

Note: review and any responses to this request for information by the architect/engineer is strictly for design intent only and does not constitute acknowledgement or acceptance of any cost or schedule implications unless specifically presented by the contractor. By submission of this request for information, the contractor assumes all responsibility in the absence of an approved change order or work directive.

END OF SECTION

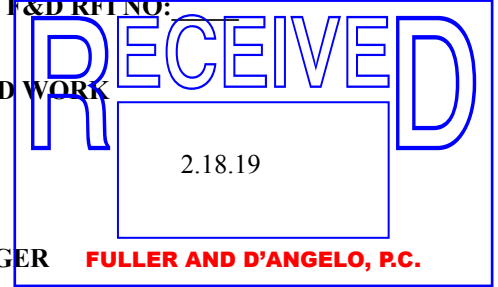


RFI FORM

CONTRACTOR'S REQUEST FOR INFORMATION NO. 3

F&D RFI NO:

NAME OF PROJECT: **PORT CHESTER HIGH SCHOOL
ADDITIONS, ALTERATIONS AND RELATED WORK**



NAME OF OWNER: **PORT CHESTER - RYE UFSD**

DATE: 2/18/19

A/E PROJECT NO: 17295.03

ARCHITECT

CONTRACTION MANAGER **FULLER AND D'ANGELO, P.C.**

FULLER AND D'ANGELO, P.C.

SCHOOL CONSTRUCTION CONSULTANTS, INC.

45 KNOLLWOOD ROAD

190 MOTOR PARKWAY, SUITE 201

ELMSFORD, NEW YORK 10523

HAUPPAUGE, NY 22788

TEL: 914.592.4444 FAX: 914.592.1717

TEL: 631-567-0200 FAX: 631-567-6816

FROM (CO. NAME): Bertussi Contracting Inc. FKA Pearl River Plumbing Heating and Electric

CONTACT NAME: Stephanie Weber

TELEPHONE NUMBER: 845-538-4234

SUBJECT: _____

DISCIPLINE/TRADE: GC

DWG./SPEC. REFERENCE: _____

QUESTION: Is there water proofing at elevator pitts? Please advise.

___ FIELD CONDITION _____

___ DRAWING/SPEC _____

___ DISCREPANCY _____

___ OWNER CHANGE _____

___ CLARIFICATION _____

___ CONTRACTOR'S SUGGESTION (IF APPLICABLE): _____

ANSWER

Yes.

ARCHITECT'S SIGNATURE: _____

A handwritten signature in black ink, appearing to read "Fuller and D'Angelo".

DATE: 2.20.19

Note: review and any responses to this request for information by the architect/engineer is strictly for design intent only and does not constitute acknowledgement or acceptance of any cost or schedule implications unless specifically presented by the contractor. By submission of this request for information, the contractor assumes all responsibility in the absence of an approved change order or work directive.

END OF SECTION

RFI FORM

CONTRACTOR'S REQUEST FOR INFORMATION NO. 4

NAME OF PROJECT: **PORT CHESTER HIGH SCHOOL
ADDITIONS, ALTERATIONS AND RELATED WORK**

NAME OF OWNER: **PORT CHESTER - RYE UFSD**

DATE: 2/18/19

A/E PROJECT NO:17295.03

ARCHITECT

FULLER AND D'ANGELO, P.C.

45 KNOLLWOOD ROAD

ELMSFORD, NEW YORK 10523

TEL: 914.592.4444 FAX: 914.592.1717

CONTRACTION MANAGER

SCHOOL CONSTRUCTION CONSULTANTS, INC.

190 MOTOR PARKWAY, SUITE 201

HAUPPAUGE, NY 22788

TEL:631-567-0200 FAX: 631-567-6816

FROM (CO. NAME): Bertussi Contracting Inc. FKA Pearl River Plumbing Heating and Electric

CONTACT NAME: Stephanie Weber

TELEPHONE NUMBER: 845-538-4234

SUBJECT: _____

DISCIPLINE/TRADE: GC

DWG./SPEC. REFERENCE: _____

QUESTION: Is there a dumbell water stop at the elevator pitts?

FIELD CONDITION _____

DRAWING/SPEC _____

DISCREPANCY _____

OWNER CHANGE _____

CLARIFICATION _____

CONTRACTOR'S SUGGESTION (IF APPLICABLE): _____

ANSWER

Yes.

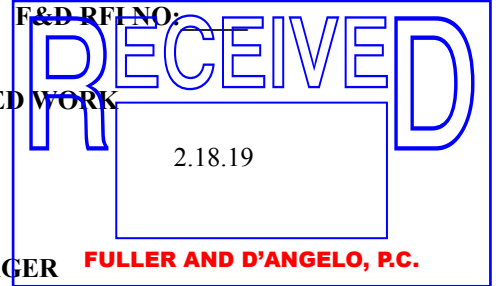
ARCHITECT'S SIGNATURE: _____

DATE: _____

2.20.19

Note: review and any responses to this request for information by the architect/engineer is strictly for design intent only and does not constitute acknowledgement or acceptance of any cost or schedule implications unless specifically presented by the contractor. By submission of this request for information, the contractor assumes all responsibility in the absence of an approved change order or work directive.

END OF SECTION

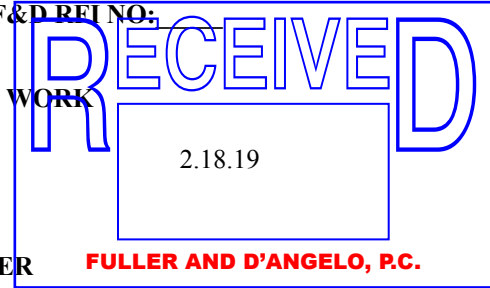


RFI FORM

CONTRACTOR'S REQUEST FOR INFORMATION NO. 5

F&D RFI NO:

NAME OF PROJECT: **PORT CHESTER HIGH SCHOOL**
ADDITIONS, ALTERATIONS AND RELATED WORK



NAME OF OWNER: **PORT CHESTER - RYE UFSD**

DATE: 2/18/19

A/E PROJECT NO:17295.03

ARCHITECT

CONTRACTION MANAGER

FULLER AND D'ANGELO, P.C.

SCHOOL CONSTRUCTION CONSULTANTS, INC.

45 KNOLLWOOD ROAD

190 MOTOR PARKWAY, SUITE 201

ELMSFORD, NEW YORK 10523

HAUPPAUGE, NY 22788

TEL: 914.592.4444 FAX: 914.592.1717

TEL:631-567-0200 FAX: 631-567-6816

FROM (CO. NAME): Bertussi Contracting Inc. FKA Pearl River Plumbing Heating and Electric

CONTACT NAME: Stephanie Weber

TELEPHONE NUMBER: 845-538-4234

SUBJECT: _____

DISCIPLINE/TRADE: GC

DWG./SPEC. REFERENCE: _____

QUESTION: Are there any manufacturers for the 6'7' high concrete urns?

___ FIELD CONDITION _____

___ DRAWING/SPEC _____

___ DISCREPANCY _____

___ OWNER CHANGE _____

___ CLARIFICATION _____

___ CONTRACTOR'S SUGGESTION (IF APPLICABLE): _____

ANSWER

See specifications - Cast Stone
Masonry.

ARCHITECT'S SIGNATURE: _____

A handwritten signature in black ink, appearing to read "Fuller and D'Angelo".

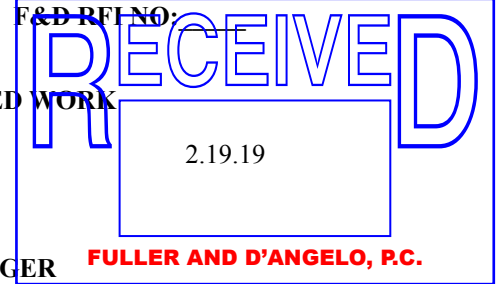
DATE: 2.20.19

Note: review and any responses to this request for information by the architect/engineer is strictly for design intent only and does not constitute acknowledgement or acceptance of any cost or schedule implications unless specifically presented by the contractor. By submission of this request for information, the contractor assumes all responsibility in the absence of an approved change order or work directive.

END OF SECTION

RFI FORM

CONTRACTOR'S REQUEST FOR INFORMATION NO. 6



NAME OF PROJECT: **PORT CHESTER HIGH SCHOOL**
ADDITIONS, ALTERATIONS AND RELATED WORK

NAME OF OWNER: **PORT CHESTER - RYE UFSD**

DATE: 2/19/19

A/E PROJECT NO: 17295.03

ARCHITECT

CONTRACTION MANAGER

FULLER AND D'ANGELO, P.C.

SCHOOL CONSTRUCTION CONSULTANTS, INC.

45 KNOLLWOOD ROAD

190 MOTOR PARKWAY, SUITE 201

ELMSFORD, NEW YORK 10523

HAUPPAUGE, NY 22788

TEL: 914.592.4444 FAX: 914.592.1717

TEL: 631-567-0200 FAX: 631-567-6816

FROM (CO. NAME): Bertussi Contracting Inc. FKA Pearl River Plumbing Heating and Electric

CONTACT NAME: Stephanie Weber

TELEPHONE NUMBER: 845-538-4234

SUBJECT: _____

DISCIPLINE/TRADE: GC

DWG./SPEC. REFERENCE: _____

QUESTION: Please confirm there are only 2 elevators.

Yes.

___ FIELD CONDITION _____

___ DRAWING/SPEC _____

___ DISCREPANCY _____

___ OWNER CHANGE _____

___ CLARIFICATION _____

___ CONTRACTOR'S SUGGESTION (IF APPLICABLE): _____

ANSWER

ARCHITECT'S SIGNATURE: *Fuller Di Angelo* DATE: 2.21.19

Note: review and any responses to this request for information by the architect/engineer is strictly for design intent only and does not constitute acknowledgement or acceptance of any cost or schedule implications unless specifically presented by the contractor. By submission of this request for information, the contractor assumes all responsibility in the absence of an approved change order or work directive.

END OF SECTION

RFI FORM

CONTRACTOR'S REQUEST FOR INFORMATION NO. 7

NAME OF PROJECT: **PORT CHESTER HIGH SCHOOL
ADDITIONS, ALTERATIONS AND RELATED WORK**

NAME OF OWNER: **PORT CHESTER - RYE UFSD**

DATE: 2/19/19

A/E PROJECT NO:17295.03

ARCHITECT

FULLER AND D'ANGELO, P.C.

45 KNOLLWOOD ROAD

ELMSFORD, NEW YORK 10523

TEL: 914.592.4444 FAX: 914.592.1717

CONTRACTOR

SCHOOL CONSTRUCTION CONSULTANTS, INC.

190 MOTOR PARKWAY, SUITE 201

HAUPPAUGE, NY 22788

TEL:631-567-0200 FAX: 631-567-6816

FROM (CO. NAME): Bertussi Contracting Inc. FKA Pearl River Plumbing Heating and Electric

CONTACT NAME: Stephanie Weber

TELEPHONE NUMBER: 845-538-4234

SUBJECT: _____

DISCIPLINE/TRADE: GC

DWG./SPEC. REFERENCE: _____

QUESTION: On all site drawings particularly C-8 the details for asphalt pavements are missing.

Is it 4 1/2" thick with a 6" gravel base? Is there any fabric?

- 1. Refer to addendum no.1 for asphalt thickness.
- 2. No fabric is specified.

___ FIELD CONDITION _____

___ DRAWING/SPEC _____

___ DISCREPANCY _____

___ OWNER CHANGE _____

___ CLARIFICATION _____

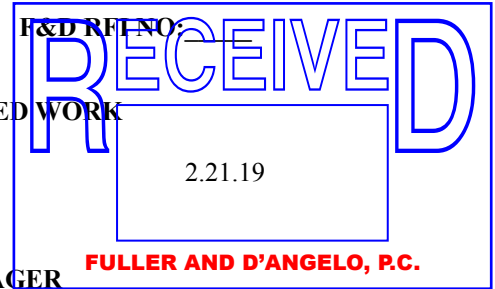
___ CONTRACTOR'S SUGGESTION (IF APPLICABLE): _____

ANSWER

ARCHITECT'S SIGNATURE: *Julia J...* DATE: 2.21.19

Note: review and any responses to this request for information by the architect/engineer is strictly for design intent only and does not constitute acknowledgement or acceptance of any cost or schedule implications unless specifically presented by the contractor. By submission of this request for information, the contractor assumes all responsibility in the absence of an approved change order or work directive.

END OF SECTION



RFI FORM

CONTRACTOR'S REQUEST FOR INFORMATION NO. 8

F&D RFI NO: _____

NAME OF PROJECT: **PORT CHESTER HIGH SCHOOL**
ADDITIONS, ALTERATIONS AND RELATED WORK

NAME OF OWNER: **PORT CHESTER - RYE UFSD**

DATE: 2/19/19

A/E PROJECT NO: 17295.03

ARCHITECT

FULLER AND D'ANGELO, P.C.

45 KNOLLWOOD ROAD

ELMSFORD, NEW YORK 10523

TEL: 914.592.4444 FAX: 914.592.1717

CONTRACTION MANAGER

SCHOOL CONSTRUCTION CONSULTANTS, INC.

190 MOTOR PARKWAY, SUITE 201

HAUPPAUGE, NY 22788

TEL: 631-567-0200 FAX: 631-567-6816

FROM (CO. NAME): Bertussi Contracting Inc. FKA Pearl River Plumbing Heating and Electric

CONTACT NAME: Stephanie Weber

TELEPHONE NUMBER: 845-538-4234

SUBJECT: _____

DISCIPLINE/TRADE: GC

DWG./SPEC. REFERENCE: _____

QUESTION: There are no sidewalk details, is it 6" thick and 6" gravel?

___ FIELD CONDITION _____

___ DRAWING/SPEC _____

___ DISCREPANCY _____

___ OWNER CHANGE _____

___ CLARIFICATION _____

___ CONTRACTOR'S SUGGESTION (IF APPLICABLE): _____

ANSWER

See drawing C-8

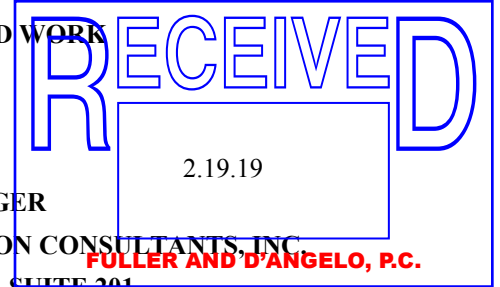
ARCHITECT'S SIGNATURE: _____

Fuller and Angelo

DATE: 2.28.19

Note: review and any responses to this request for information by the architect/engineer is strictly for design intent only and does not constitute acknowledgement or acceptance of any cost or schedule implications unless specifically presented by the contractor. By submission of this request for information, the contractor assumes all responsibility in the absence of an approved change order or work directive.

END OF SECTION



RFI FORM

CONTRACTOR'S REQUEST FOR INFORMATION NO. 9

F&D RFI NO: _____

NAME OF PROJECT: **PORT CHESTER HIGH SCHOOL**
ADDITIONS, ALTERATIONS AND RELATED WORK

NAME OF OWNER: **PORT CHESTER - RYE UFSD**

DATE: 2/19/19

A/E PROJECT NO: **17295.03**

ARCHITECT

FULLER AND D'ANGELO, P.C.

45 KNOLLWOOD ROAD

ELMSFORD, NEW YORK 10523

TEL: 914.592.4444 FAX: 914.592.1717

CONTRACTION MANAGER

SCHOOL CONSTRUCTION CONSULTANTS, INC.

190 MOTOR PARKWAY, SUITE 201

HAUPPAUGE, NY 22788

TEL: 631-567-0200 FAX: 631-567-6816

FROM (CO. NAME): Bertussi Contracting Inc. FKA Pearl River Plumbing Heating and Electric

CONTACT NAME: Stephanie Weber

TELEPHONE NUMBER: 845-538-4234

SUBJECT: _____

DISCIPLINE/TRADE: GC

DWG./SPEC. REFERENCE: _____

QUESTION: The windows G52 on drawing PCHS A11 are shown but there is no size on the window schedule. Please advise.

FIELD CONDITION

DRAWING/SPEC

DISCREPANCY

OWNER CHANGE

CLARIFICATION

CONTRACTOR'S SUGGESTION (IF APPLICABLE):

ANSWER

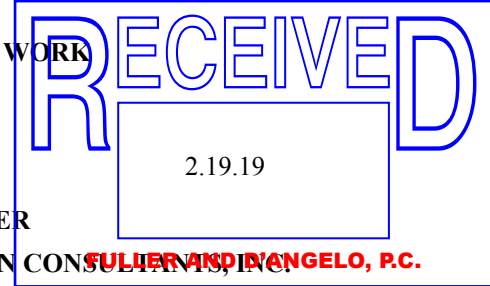
Cannot locate referenced items above.

ARCHITECT'S SIGNATURE: _____

DATE: 2.28.19

Note: review and any responses to this request for information by the architect/engineer is strictly for design intent only and does not constitute acknowledgement or acceptance of any cost or schedule implications unless specifically presented by the contractor. By submission of this request for information, the contractor assumes all responsibility in the absence of an approved change order or work directive.

END OF SECTION



RFI FORM

CONTRACTOR'S REQUEST FOR INFORMATION NO. 10

F&D RFI NO: _____

NAME OF PROJECT: **PORT CHESTER HIGH SCHOOL**
ADDITIONS, ALTERATIONS AND RELATED WORK

NAME OF OWNER: **PORT CHESTER - RYE UFSD**

DATE: 2/19/19

A/E PROJECT NO: 17295.03

ARCHITECT

FULLER AND D'ANGELO, P.C.

45 KNOLLWOOD ROAD

ELMSFORD, NEW YORK 10523

TEL: 914.592.4444 FAX: 914.592.1717

CONTRACTION MANAGER

SCHOOL CONSTRUCTION CONSULTANTS, INC.

190 MOTOR PARKWAY, SUITE 201

HAUPPAUGE, NY 22788

TEL: 631-567-0200 FAX: 631-567-6816

FROM (CO. NAME): Bertussi Contracting Inc. FKA Pearl River Plumbing Heating and Electric

CONTACT NAME: Stephanie Weber

TELEPHONE NUMBER: 845-538-4234

SUBJECT: _____

DISCIPLINE/TRADE: GC

DWG./SPEC. REFERENCE: _____

QUESTION: Drawing A112 mention is made on Alt # GC5 and GC6. There are windows (W6 type)
Are the windows in the base bid, alt GC5 or alt GC6?

___ FIELD CONDITION _____

___ DRAWING/SPEC _____

___ DISCREPANCY _____

___ OWNER CHANGE _____

___ CLARIFICATION _____

___ CONTRACTOR'S SUGGESTION (IF APPLICABLE): _____

ANSWER

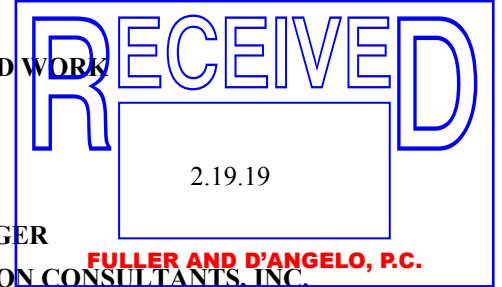
Clarified by addendum.

ARCHITECT'S SIGNATURE: _____

DATE: 2.19.19

Note: review and any responses to this request for information by the architect/engineer is strictly for design intent only and does not constitute acknowledgement or acceptance of any cost or schedule implications unless specifically presented by the contractor. By submission of this request for information, the contractor assumes all responsibility in the absence of an approved change order or work directive.

END OF SECTION



RFI FORM

CONTRACTOR'S REQUEST FOR INFORMATION NO. 11

NAME OF PROJECT: **PORT CHESTER HIGH SCHOOL
ADDITIONS, ALTERATIONS AND RELATED WORK**

NAME OF OWNER: **PORT CHESTER - RYE UFSD**

DATE: 2/21/19

A/E PROJECT NO:17295.03

ARCHITECT

FULLER AND D'ANGELO, P.C.

45 KNOLLWOOD ROAD

ELMSFORD, NEW YORK 10523

TEL: 914.592.4444 FAX: 914.592.1717

CONTRACTION MANAGER

SCHOOL CONSTRUCTION CONSULTANTS, INC.

190 MOTOR PARKWAY, SUITE 201

HAUPPAUGE, NY 22788

TEL:631-567-0200 FAX: 631-567-6816

FROM (CO. NAME): Bertussi Contracting Inc. FKA Pearl River Plumbing Heating and Electric

CONTACT NAME: Stephanie Weber

TELEPHONE NUMBER: 845-538-4234

SUBJECT: _____

DISCIPLINE/TRADE: GC

DWG./SPEC. REFERENCE: _____

QUESTION: When making drawing changes is it possible for you to "bubble" the changes? Please advise.

___ FIELD CONDITION _____

___ DRAWING/SPEC _____

___ DISCREPANCY _____

___ OWNER CHANGE _____

___ CLARIFICATION _____

___ CONTRACTOR'S SUGGESTION (IF APPLICABLE): _____

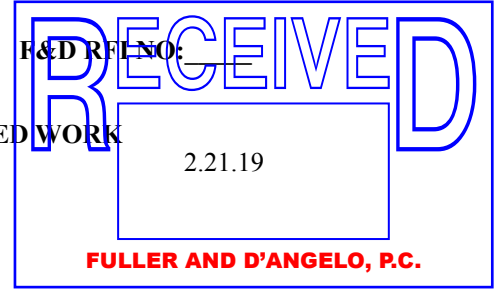
ANSWER

Taken under advisement.

ARCHITECT'S SIGNATURE: *Fuller D'Angelo* DATE: 2.19.19

Note: review and any responses to this request for information by the architect/engineer is strictly for design intent only and does not constitute acknowledgement or acceptance of any cost or schedule implications unless specifically presented by the contractor. By submission of this request for information, the contractor assumes all responsibility in the absence of an approved change order or work directive.


END OF SECTION



PORT CHESTER-RYE UFSD
PORT CHESTER HIGH SCHOOL
ADDITIONS, ALTERATIONS AND RELATED WORK
RFI FORM

RFI FORM

CONTRACTOR'S REQUEST FOR INFORMATION NO. 13



NAME OF PROJECT: PORT CHESTER HIGH SCHOOL
ADDITIONS, ALTERATIONS AND RELATED WORK

NAME OF OWNER: PORT CHESTER - RYE UFSD

DATE: 2/27/19

A/E PROJECT NO: 17295.03

ARCHITECT

CONTRACTION MANAGER

FULLER AND D'ANGELO, P.C.

SCHOOL CONSTRUCTION CONSULTANTS, INC.

45 KNOLLWOOD ROAD

190 MOTOR PARKWAY, SUITE 201

ELMSFORD, NEW YORK 10523

HAUPPAUGE, NY 22788

TEL: 914.592.4444 FAX: 914.592.1717

TEL: 631-567-0200 FAX: 631-567-6816

FROM (CO. NAME): Bertussi Contracting Inc. FKA Pearl River Plumbing Heating and Electric

CONTACT NAME: Stephanie Weber

TELEPHONE NUMBER: 845-538-4234

SUBJECT: Groove Fittings

DISCIPLINE/TRADE: HVAC

DWG./SPEC. REFERENCE: _____

QUESTION: Is there glycol or a glycol feed tank? Please advise.

___ FIELD CONDITION _____

___ DRAWING/SPEC _____

___ DISCREPANCY _____

___ OWNER CHANGE _____

___ CLARIFICATION _____

___ CONTRACTOR'S SUGGESTION (IF APPLICABLE): _____

ANSWER

No GLYCOL IN PROJECT

Fareg Dagher 2/28/19

ARCHITECT'S SIGNATURE: _____

DATE: _____

Note: review and any responses to this request for information by the architect/engineer is strictly for design intent only and does not constitute acknowledgement or acceptance of any cost or schedule implications unless specifically presented by the contractor. By submission of this request for information, the contractor assumes all responsibility in the absence of an approved change order or work directive.

END OF SECTION

PORT CHESTER-RYE UFSD
PORT CHESTER HIGH SCHOOL
ADDITIONS, ALTERATIONS AND RELATED WORK
RFI FORM

RFI FORM

CONTRACTOR'S REQUEST FOR INFORMATION NO. 12

NAME OF PROJECT: PORT CHESTER HIGH SCHOOL

ADDITIONS, ALTERATIONS AND RELATED WORK

NAME OF OWNER: PORT CHESTER - RYE UFSD

DATE: 2/27/19

A/E PROJECT NO: 17295.03

ARCHITECT

FULLER AND D'ANGELO, P.C.

45 KNOLLWOOD ROAD

ELMSFORD, NEW YORK 10523

TEL: 914.592.4444 FAX: 914.592.1717

CONTRACTION MANAGER

SCHOOL CONSTRUCTION CONSULTANTS, INC.

190 MOTOR PARKWAY, SUITE 201

HAUPPAUGE, NY 22788

TEL: 631-567-0200 FAX: 631-567-6816

FROM (CO. NAME): Bertussi Contracting Inc. FKA Pearl River Plumbing Heating and Electric

CONTACT NAME: Stephanie Weber

TELEPHONE NUMBER: 845-538-4234

SUBJECT: Groove Fittings

DISCIPLINE/TRADE: HVAC

DWG./SPEC. REFERENCE: _____

QUESTION: Can we use grooved fittings on HWS and HWR pipes 2" - 10" schedule 40 black? Please advise.

___ FIELD CONDITION _____

___ DRAWING/SPEC _____

___ DISCREPANCY _____

___ OWNER CHANGE _____

___ CLARIFICATION _____

___ CONTRACTOR'S SUGGESTION (IF APPLICABLE): _____

ANSWER


SEE ADDENDUM

ARCHITECT'S SIGNATURE: _____

DATE: _____

Note: review and any responses to this request for information by the architect/engineer is strictly for design intent only and does not constitute acknowledgement or acceptance of any cost or schedule implications unless specifically presented by the contractor. By submission of this request for information, the contractor assumes all responsibility in the absence of an approved change order or work directive.

END OF SECTION

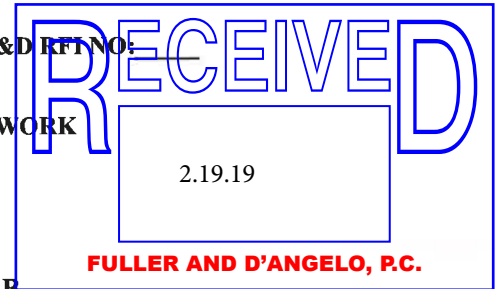


PORT CHESTER-RYE UFSD
PORT CHESTER HIGH SCHOOL
ADDITIONS, ALTERATIONS AND RELATED WORK
RFI FORM

RFI FORM

CONTRACTOR'S REQUEST FOR INFORMATION NO. 2

F&D RFI NO. _____



NAME OF PROJECT: PORT CHESTER HIGH SCHOOL

ADDITIONS, ALTERATIONS AND RELATED WORK

NAME OF OWNER: PORT CHESTER - RYE UFSD

DATE: 02-19-19

A/E PROJECT NO: 17295.03

ARCHITECT

FULLER AND D'ANGELO, P.C.

45 KNOLLWOOD ROAD

ELMSFORD, NEW YORK 10523

TEL: 914.592.4444 FAX: 914.592.1717

CONTRACTION MANAGER

SCHOOL CONSTRUCTION CONSULTANTS, INC.

190 MOTOR PARKWAY, SUITE 201

HAUPPAUGE, NY 22788

TEL: 631-567-0200 FAX: 631-567-6816

FROM (CO. NAME): Global Electrical Contracting of Westchester, Inc

CONTACT NAME: Neil Corrado

TELEPHONE NUMBER: 914-968-1001

SUBJECT: Concrete Slab

DISCIPLINE/TRADE: Electrical

DWG./SPEC. REFERENCE: E301 work note #18

QUESTION: Drawing PCHS E301 work note #18 states to provide new (feeder) conduit under slab from new Transformer in main electric room to new pullbox in boiler room. Which contract is responsible to break up & patch the existing concrete slab to permit the new feeders to be installed under the existing concrete slab?

FIELD CONDITION _____

DRAWING/SPEC _____

DISCREPANCY _____

OWNER CHANGE _____

CLARIFICATION _____

CONTRACTOR'S SUGGESTION (IF APPLICABLE): _____

ANSWER

Refer to specification section 26 0125(1.1.A)(27)(28)(29) for electrical scope of work.
Refer to specification section 01 1000(1.17)(C), 01 7310, 01 7330 for additional information.

ARCHITECT'S SIGNATURE: *Neil Corrado* DATE: 2.25.19

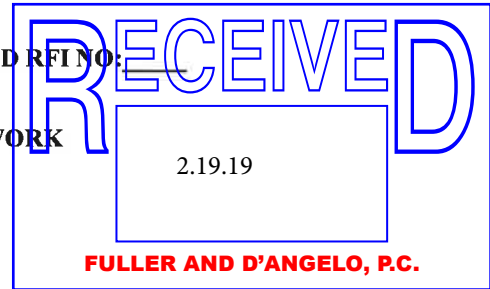
Note: review and any responses to this request for information by the architect/engineer is strictly for design intent only and does not constitute acknowledgement or acceptance of any cost or schedule implications unless specifically presented by the contractor. By submission of this request for information, the contractor assumes all responsibility in the absence of an approved change order or work directive.

END OF SECTION

RFI FORM

CONTRACTOR'S REQUEST FOR INFORMATION NO. 3

F&D RFI NO. _____



NAME OF PROJECT: **PORT CHESTER HIGH SCHOOL
ADDITIONS, ALTERATIONS AND RELATED WORK**

NAME OF OWNER: **PORT CHESTER - RYE UFSD**

DATE: 02-19-19

A/E PROJECT NO: 17295.03

ARCHITECT

CONTRACTION MANAGER

FULLER AND D'ANGELO, P.C.

SCHOOL CONSTRUCTION CONSULTANTS, INC.

45 KNOLLWOOD ROAD

190 MOTOR PARKWAY, SUITE 201

ELMSFORD, NEW YORK 10523

HAUPPAUGE, NY 22788

TEL: 914.592.4444 FAX: 914.592.1717

TEL: 631-567-0200 FAX: 631-567-6816

FROM (CO. NAME): Global Electrical Contracting of Westchester, Inc

CONTACT NAME: Neil Corrado

TELEPHONE NUMBER: 914-968-1001

SUBJECT: Concrete Encasement

DISCIPLINE/TRADE: Electrical

DWG./SPEC. REFERENCE: Dwg E501 note #4

QUESTION: Drawing PCHS E501 note #4. Please confirm that red concrete to encasement new feeder conduits under the existing concrete slab is in the scope of the Electric Contract or advise if concrete encasement of these conduits is part of the G.C. Contract.

___ FIELD CONDITION

___ DRAWING/SPEC

___ DISCREPANCY

___ OWNER CHANGE

___ CLARIFICATION

___ CONTRACTOR'S SUGGESTION (IF APPLICABLE):

ANSWER

Refer to specification section 26 0125(1.1.A)(27)(28)(29) for electrical scope of work.
Refer to specification section 01 1000(1.17)(C), 01 7310, 01 7330 for additional information.

ARCHITECT'S SIGNATURE: *Neil Corrado* DATE: 2.25.19

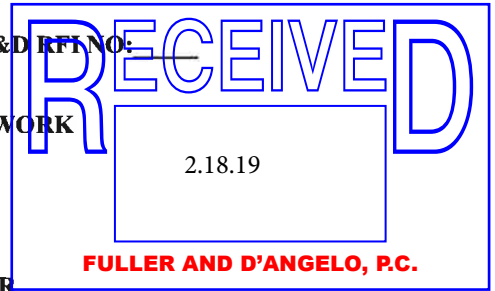
Note: review and any responses to this request for information by the architect/engineer is strictly for design intent only and does not constitute acknowledgement or acceptance of any cost or schedule implications unless specifically presented by the contractor. By submission of this request for information, the contractor assumes all responsibility in the absence of an approved change order or work directive.

END OF SECTION

RFI FORM

CONTRACTOR'S REQUEST FOR INFORMATION NO. 1

F&D RFI NO. _____



NAME OF PROJECT: **PORT CHESTER HIGH SCHOOL
ADDITIONS, ALTERATIONS AND RELATED WORK**

NAME OF OWNER: **PORT CHESTER - RYE UFSD**

DATE: 02/18/2019

A/E PROJECT NO: 17295.03

ARCHITECT

CONTRACTION MANAGER

FULLER AND D'ANGELO, P.C.

SCHOOL CONSTRUCTION CONSULTANTS, INC.

45 KNOLLWOOD ROAD

190 MOTOR PARKWAY, SUITE 201

ELMSFORD, NEW YORK 10523

HAUPPAUGE, NY 22788

TEL: 914.592.4444 FAX: 914.592.1717

TEL: 631-567-0200 FAX: 631-567-6816

FROM (CO. NAME): Global Electrical Contracting of Westchester, Inc

CONTACT NAME: Neil Corrado

TELEPHONE NUMBER: 914-968-1001

SUBJECT: WIRELESS CLOCK

DISCIPLINE/TRADE: ELECTRICAL

DWG./SPEC. REFERENCE: DRAWING E503 DETAIL 4

QUESTION DWG - PCHS E503 DETAIL #4 INDICATES THE WIRELESS CLOCK
SYSTEM TO BE "ALTERNATE E8". THE LAST ALTERNATE ON THE
ELECTRICAL BID FORM IS ALT E4. IS CLOCK SYSTEM AN ADD
ALTERNATE OR IS THE WIRELESS CLOCK SYSTEM TO BE INCLUDED
WITH THE BASE BID. PLEASE CLARIFY REQUIREMENTS?

FIELD CONDITION _____

DRAWING/SPEC _____

DISCREPANCY _____

OWNER CHANGE _____

CLARIFICATION _____

CONTRACTOR'S SUGGESTION (IF APPLICABLE): _____

ANSWER

Base bid. Will be clarified by addendum.

ARCHITECT'S SIGNATURE: _____

DATE: 2.22.19

Note: review and any responses to this request for information by the architect/engineer is strictly for design intent only and does not constitute acknowledgement or acceptance of any cost or schedule implications unless specifically presented by the contractor. By submission of this request for information, the contractor assumes all responsibility in the absence of an approved change order or work directive.

END OF SECTION

RFI FORM

CONTRACTOR'S REQUEST FOR INFORMATION NO. P1

NAME OF PROJECT: **PORT CHESTER HIGH SCHOOL
ADDITIONS, ALTERATIONS AND RELATED WORK**

NAME OF OWNER: **PORT CHESTER - RYE UFSD**

DATE: 2-20-19

A/E PROJECT NO:17295.03

ARCHITECT

FULLER AND D'ANGELO, P.C.

45 KNOLLWOOD ROAD

ELMSFORD, NEW YORK 10523

TEL: 914.592.4444 FAX: 914.592.1717

FROM (CO. NAME): see attached ofr all required info & question

CONTACT NAME: _____

TELEPHONE NUMBER: _____

SUBJECT: _____

DISCIPLINE/TRADE: _____

DWG./SPEC. REFERENCE: _____

QUESTION: _____

FIELD CONDITION _____

DRAWING/SPEC _____

DISCREPANCY _____

OWNER CHANGE _____

CLARIFICATION _____

CONTRACTOR'S SUGGESTION (IF APPLICABLE): _____

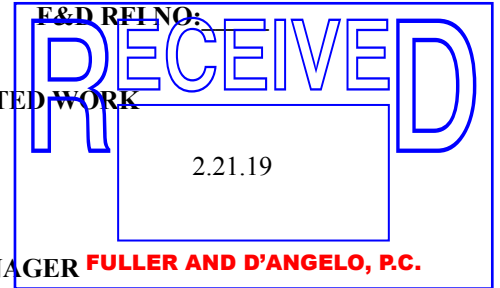
ANSWER


The general contractor, for additional information refer to specifications section 01 1000 par. (1.14),(1.15),(1.16) and (1.17) special notes for excavation and earthwork required.

ARCHITECT'S SIGNATURE: *Fuller* DATE: 2.26.19

Note: review and any responses to this request for information by the architect/engineer is strictly for design intent only and does not constitute acknowledgement or acceptance of any cost or schedule implications unless specifically presented by the contractor. By submission of this request for information, the contractor assumes all responsibility in the absence of an approved change order or work directive.

END OF SECTION





L.J. COPPOLA INC.

MECHANICAL CONTRACTORS

40 Farrington Road
Brewster, NY 10509
(914) 769-7666
Fax: (914) 769-5141
Plumbing License No. 750

PLUMBING

H.V.A.C.

PROCESS PIPING

SEWAGE TREATMENT

ESTABLISHED 1972

REQUEST FOR INFORMATION

Project: PORTCHESTER HS **Date:** 2/20/19 **Log No.:** LJC# -P1

Drwg.: "P" DRAWINGS **Spec.:** N/A **Area:** U/G

Directed To: ARCH / ENGIN **Date Required:** ASAP

Impact: BID

Regarding: U/G EXCAVATION & BACKFILL

REQUESTED BY: GAETANO GIARDINA **cc:** FILE

INFORMATION REQUIRED:

Who is responsible for excavation & backfill for New Addition. Please Advise

RESPONSE:

RESPONSE BY: _____

RESPONSE DATE: _____ **cc:** _____

Your response is requested by the date listed above. Failure to respond by this date may delay the project schedule and may have a cost impact.

RFI FORM

CONTRACTOR'S REQUEST FOR INFORMATION NO. P2

F&D RFI NO: _____

NAME OF PROJECT: **PORT CHESTER HIGH SCHOOL**
ADDITIONS, ALTERATIONS AND RELATED WORK

NAME OF OWNER: **PORT CHESTER - RYE UFSD**

DATE: 2-20-19

A/E PROJECT NO: **17295.03**

ARCHITECT

FULLER AND D'ANGELO, P.C.

45 KNOLLWOOD ROAD

ELMSFORD, NEW YORK 10523

TEL: 914.592.4444 FAX: 914.592.1717

FROM (CO. NAME): _____ see attached for all required info & question

CONTACT NAME: _____

TELEPHONE NUMBER: _____

SUBJECT: _____

DISCIPLINE/TRADE: _____

DWG./SPEC. REFERENCE: _____

QUESTION: _____

___ FIELD CONDITION _____

___ DRAWING/SPEC _____

___ DISCREPANCY _____

___ OWNER CHANGE _____

___ CLARIFICATION _____

___ CONTRACTOR'S SUGGESTION (IF APPLICABLE): _____


ANSWER

See bid addendum no.1 _____

ARCHITECT'S SIGNATURE:  DATE: 2.26.19

Note: review and any responses to this request for information by the architect/engineer is strictly for design intent only and does not constitute acknowledgement or acceptance of any cost or schedule implications unless specifically presented by the contractor. By submission of this request for information, the contractor assumes all responsibility in the absence of an approved change order or work directive.

END OF SECTION



L.J. COPPOLA INC.

MECHANICAL CONTRACTORS

40 Farrington Road
Brewster, NY 10509
(914) 769-7666
Fax: (914) 769-5141
Plumbing License No. 750

PLUMBING

H.V.A.C.

PROCESS PIPING

SEWAGE TREATMENT

ESTABLISHED 1972

REQUEST FOR INFORMATION

Project: PORTCHESTER HS **Date:** 2/20/19 **Log No.:** LJC# -P2

Drwg.: P203 **Spec.:** N/A **Area:** U/G

Directed To: ARCH / ENGIN **Date Required:** ASAP

Impact: BID

Regarding: U/G PIPING

REQUESTED BY: GAETANO GIARDINA **cc:** FILE

INFORMATION REQUIRED:

Drawings P203, part plan 2/P203 Colum 2-C, note staes Manhole by G.C. seems to be a san manhole. Discharge from manhole labeled as "ST" & Note says by P.C. Is this correct? Should it say "SAN" & by G.C.? Please advise

RESPONSE:

RESPONSE BY: _____

RESPONSE DATE: _____ **cc:** _____

Your response is requested by the date listed above. Failure to respond by this date may delay the project schedule and may have a cost impact.

RFI FORM

CONTRACTOR'S REQUEST FOR INFORMATION NO. P3 F&D RFI NO: _____

NAME OF PROJECT: **PORT CHESTER HIGH SCHOOL**
ADDITIONS, ALTERATIONS AND RELATED WORK

NAME OF OWNER: **PORT CHESTER - RYE UFSD**

DATE: 2-20-19

A/E PROJECT NO: 17295.03

ARCHITECT

FULLER AND D'ANGELO, P.C.

45 KNOLLWOOD ROAD

ELMSFORD, NEW YORK 10523

TEL: 914.592.4444 FAX: 914.592.1717

CONTRACTION MANAGER

SCHOOL CONSTRUCTION CONSULTANTS, INC.

190 MOTOR PARKWAY, SUITE 201

HAUPPAUGE, NY 22788

TEL: 631-567-0200 FAX: 631-567-6816

FROM (CO. NAME): _____ see attached for all required info & question

CONTACT NAME: _____

TELEPHONE NUMBER: _____

SUBJECT: _____

DISCIPLINE/TRADE: _____

DWG./SPEC. REFERENCE: _____

QUESTION: _____

___ FIELD CONDITION _____

___ DRAWING/SPEC _____

___ DISCREPANCY _____

___ OWNER CHANGE _____

___ CLARIFICATION _____

___ CONTRACTOR'S SUGGESTION (IF APPLICABLE): _____


ANSWER

___ Yes, refer to upcoming addendum. _____

ARCHITECT'S SIGNATURE:  DATE: 2.26.19

Note: review and any responses to this request for information by the architect/engineer is strictly for design intent only and does not constitute acknowledgement or acceptance of any cost or schedule implications unless specifically presented by the contractor. By submission of this request for information, the contractor assumes all responsibility in the absence of an approved change order or work directive.

END OF SECTION



L.J. COPPOLA INC.

MECHANICAL CONTRACTORS

40 Farrington Road
Brewster, NY 10509
(914) 769-7666
Fax: (914) 769-5141
Plumbing License No. 750

PLUMBING

H.V.A.C.

PROCESS PIPING

SEWAGE TREATMENT

ESTABLISHED 1972

REQUEST FOR INFORMATION

Project: PORTCHESTER HS **Date:** 2/20/19 **Log No.:** LJC# -P3

Drwg.: P202 **Spec.:** N/A **Area:** PART PLANS

Directed To: ARCH / ENGIN **Date Required:** ASAP

Impact: BID

Regarding: DETAILS

REQUESTED BY: GAETANO GIARDINA **cc:** FILE

INFORMATION REQUIRED:

Drawings P20202, part plan 1/P202 (Part Basemen Floor Plan), dashed area states for additional work see 1/P205. !/P205 detail is for 2nd fl Demo, should it be labeled see 4/P205 instead? Please advise

RESPONSE:

RESPONSE BY: _____

RESPONSE DATE: _____ **cc:** _____

Your response is requested by the date listed above. Failure to respond by this date may delay the project schedule and may have a cost impact.

RFI FORM

CONTRACTOR'S REQUEST FOR INFORMATION NO. P4 F&D RFI NO: _____

NAME OF PROJECT: **PORT CHESTER HIGH SCHOOL**
ADDITIONS, ALTERATIONS AND RELATED WORK

NAME OF OWNER: **PORT CHESTER - RYE UFSD**

DATE: 2-20-19

A/E PROJECT NO: 17295.03

ARCHITECT

FULLER AND D'ANGELO, P.C.

45 KNOLLWOOD ROAD

ELMSFORD, NEW YORK 10523

TEL: 914.592.4444 FAX: 914.592.1717

CONTRACTION MANAGER

SCHOOL CONSTRUCTION CONSULTANTS, INC.

190 MOTOR PARKWAY, SUITE 201

HAUPPAUGE, NY 22788

TEL: 631-567-0200 FAX: 631-567-6816

FROM (CO. NAME): see attached for all required info & question

CONTACT NAME: _____

TELEPHONE NUMBER: _____

SUBJECT: _____

DISCIPLINE/TRADE: _____

DWG./SPEC. REFERENCE: _____

QUESTION: _____

___ FIELD CONDITION _____

___ DRAWING/SPEC _____

___ DISCREPANCY _____

___ OWNER CHANGE _____

___ CLARIFICATION _____

___ CONTRACTOR'S SUGGESTION (IF APPLICABLE): _____


ANSWER

Connect means provide penetrations and seal. _____

ARCHITECT'S SIGNATURE: *Fuller D'Angelo* DATE: 2.26.19

Note: review and any responses to this request for information by the architect/engineer is strictly for design intent only and does not constitute acknowledgement or acceptance of any cost or schedule implications unless specifically presented by the contractor. By submission of this request for information, the contractor assumes all responsibility in the absence of an approved change order or work directive.

END OF SECTION



L.J. COPPOLA INC.

MECHANICAL CONTRACTORS

40 Farrington Road
Brewster, NY 10509
(914) 769-7666
Fax: (914) 769-5141
Plumbing License No. 750

PLUMBING

H.V.A.C.

PROCESS PIPING

SEWAGE TREATMENT

ESTABLISHED 1972

REQUEST FOR INFORMATION

Project: PORTCHESTER HS **Date:** 2/20/19 **Log No.:** LJC# -P4

Drwg.: "P" SET **Spec.:** N/A **Area:** U/G

Directed To: ARCH / ENGIN **Date Required:** ASAP

Impact: BID

Regarding: DETAILS

REQUESTED BY: GAETANO GIARDINA **cc:** FILE

INFORMATION REQUIRED:

Drawings indicate P.C. to connect to ManHoles/Catch Basins, who is to provide penetrations to manhole/catch basins for piping? Who is to seal penetrations after pipe is installed? Please advise

RESPONSE:

RESPONSE BY: _____

RESPONSE DATE: _____ **cc:** _____

Your response is requested by the date listed above. Failure to respond by this date may delay the project schedule and may have a cost impact.

RFI FORM

CONTRACTOR'S REQUEST FOR INFORMATION NO. P5 F&D RFI NO: _____

NAME OF PROJECT: **PORT CHESTER HIGH SCHOOL**
ADDITIONS, ALTERATIONS AND RELATED WORK

NAME OF OWNER: **PORT CHESTER - RYE UFSD**

DATE: 2-20-19

A/E PROJECT NO: 17295.03

ARCHITECT

FULLER AND D'ANGELO, P.C.

45 KNOLLWOOD ROAD

ELMSFORD, NEW YORK 10523

TEL: 914.592.4444 FAX: 914.592.1717

CONTRACTION MANAGER

SCHOOL CONSTRUCTION CONSULTANTS, INC.

190 MOTOR PARKWAY, SUITE 201

HAUPPAUGE, NY 22788

TEL: 631-567-0200 FAX: 631-567-6816

FROM (CO. NAME): see attached for all required info & question

CONTACT NAME: _____

TELEPHONE NUMBER: _____

SUBJECT: _____

DISCIPLINE/TRADE: _____

DWG./SPEC. REFERENCE: _____

QUESTION: _____

FIELD CONDITION _____

DRAWING/SPEC _____

DISCREPANCY _____

OWNER CHANGE _____

CLARIFICATION _____

CONTRACTOR'S SUGGESTION (IF APPLICABLE): _____


ANSWER

"Run piping in ceiling of Maintenance Space below" Make connection to underground sanitary at space below as shown on 1/P202.

ARCHITECT'S SIGNATURE:  DATE: 2.26.19

Note: review and any responses to this request for information by the architect/engineer is strictly for design intent only and does not constitute acknowledgement or acceptance of any cost or schedule implications unless specifically presented by the contractor. By submission of this request for information, the contractor assumes all responsibility in the absence of an approved change order or work directive.

END OF SECTION



L.J. COPPOLA INC.

MECHANICAL CONTRACTORS

40 Farrington Road
Brewster, NY 10509
(914) 769-7666
Fax: (914) 769-5141
Plumbing License No. 750

PLUMBING

H.V.A.C.

PROCESS PIPING

SEWAGE TREATMENT

ESTABLISHED 1972

REQUEST FOR INFORMATION

Project: PORTCHESTER HS **Date:** 2/20/19 **Log No.:** LJC# -P5

Drwg.: "P" SET **Spec.:** N/A **Area:** U/G

Directed To: ARCH / ENGIN **Date Required:** ASAP

Impact: BID

Regarding: DETAILS

REQUESTED BY: GAETANO GIARDINA **cc:** FILE

INFORMATION REQUIRED:

Drawing P202, part plans 1/P202 & 4/P202 sanitary piping servicing basement fixtures. Part plan 1/P202 indicates san U/G, when you refer to blow up section 4/P202 all sanitary seems to A/G with note stating "run san in ceiling of maintenance space below". 3" san. branch line servicing Mop Recep. indicated to be A/G and transitions to U/G at fixture "G". Is this correct? Please advise

RESPONSE:

RESPONSE BY: _____

RESPONSE DATE: _____ **cc:** _____

Your response is requested by the date listed above. Failure to respond by this date may delay the project schedule and may have a cost impact.

RFI FORM

CONTRACTOR'S REQUEST FOR INFORMATION NO. P6 F&D RFI NO: _____

NAME OF PROJECT: **PORT CHESTER HIGH SCHOOL**
ADDITIONS, ALTERATIONS AND RELATED WORK

NAME OF OWNER: **PORT CHESTER - RYE UFSD**

DATE: 2-20-19

A/E PROJECT NO: 17295.03

ARCHITECT

FULLER AND D'ANGELO, P.C.

45 KNOLLWOOD ROAD

ELMSFORD, NEW YORK 10523

TEL: 914.592.4444 FAX: 914.592.1717

CONTRACTION MANAGER

SCHOOL CONSTRUCTION CONSULTANTS, INC.

190 MOTOR PARKWAY, SUITE 201

HAUPPAUGE, NY 22788

TEL: 631-567-0200 FAX: 631-567-6816

FROM (CO. NAME): _____ see attached for all required info & question

CONTACT NAME: _____

TELEPHONE NUMBER: _____

SUBJECT: _____

DISCIPLINE/TRADE: _____

DWG./SPEC. REFERENCE: _____

QUESTION: _____

___ FIELD CONDITION _____

___ DRAWING/SPEC _____

___ DISCREPANCY _____

___ OWNER CHANGE _____


___ CLARIFICATION _____

___ CONTRACTOR'S SUGGESTION (IF APPLICABLE): _____

ANSWER


See response to RFI P1 _____

Interior at renovation areas by each prime contractor. _____

ARCHITECT'S SIGNATURE:  DATE: 2.26.19

Note: review and any responses to this request for information by the architect/engineer is strictly for design intent only and does not constitute acknowledgement or acceptance of any cost or schedule implications unless specifically presented by the contractor. By submission of this request for information, the contractor assumes all responsibility in the absence of an approved change order or work directive.

END OF SECTION



L.J. COPPOLA INC.

MECHANICAL CONTRACTORS

40 Farrington Road
Brewster, NY 10509
(914) 769-7666
Fax: (914) 769-5141
Plumbing License No. 750

PLUMBING

H.V.A.C.

PROCESS PIPING

SEWAGE TREATMENT

ESTABLISHED 1972

REQUEST FOR INFORMATION

Project: PORTCHESTER HS **Date:** 2/20/19 **Log No.:** LJC# -P6

Drwg.: "P" SET **Spec.:** N/A **Area:** U/G

Directed To: ARCH / ENGIN **Date Required:** ASAP

Impact: BID

Regarding: DETAILS

REQUESTED BY: GAETANO GIARDINA **cc:** FILE

INFORMATION REQUIRED:

In areas where total renovation being performed, who is responsible for sawcutting, chopping, excavation, backfill, restoration of floor for U/G/ piping? please explain which contractor is responsible for portions of work. Please advise

RESPONSE:

RESPONSE BY: _____

RESPONSE DATE: _____ **cc:** _____

Your response is requested by the date listed above. Failure to respond by this date may delay the project schedule and may have a cost impact.

RFI FORM

CONTRACTOR'S REQUEST FOR INFORMATION NO. P7

F&D RFI NO: _____

NAME OF PROJECT: **PORT CHESTER HIGH SCHOOL**
ADDITIONS, ALTERATIONS AND RELATED WORK

NAME OF OWNER: **PORT CHESTER - RYE UFSD**

DATE: 2-20-19

A/E PROJECT NO: 17295.03

ARCHITECT

CONTRACTION MANAGER

FULLER AND D'ANGELO, P.C.

SCHOOL CONSTRUCTION CONSULTANTS, INC.

45 KNOLLWOOD ROAD

190 MOTOR PARKWAY, SUITE 201

ELMSFORD, NEW YORK 10523

HAUPPAUGE, NY 22788

TEL: 914.592.4444 FAX: 914.592.1717

TEL: 631-567-0200 FAX: 631-567-6816

FROM (CO. NAME): _____ see attached for all required info & question

CONTACT NAME: _____

TELEPHONE NUMBER: _____

SUBJECT: _____

DISCIPLINE/TRADE: _____

DWG./SPEC. REFERENCE: _____

QUESTION: _____

___ FIELD CONDITION _____

___ DRAWING/SPEC _____

___ DISCREPANCY _____

___ OWNER CHANGE _____

___ CLARIFICATION _____

___ CONTRACTOR'S SUGGESTION (IF APPLICABLE): _____


ANSWER

No _____

ARCHITECT'S SIGNATURE: *Fuller D'Angelo* DATE: 2.26.19

Note: review and any responses to this request for information by the architect/engineer is strictly for design intent only and does not constitute acknowledgement or acceptance of any cost or schedule implications unless specifically presented by the contractor. By submission of this request for information, the contractor assumes all responsibility in the absence of an approved change order or work directive.

END OF SECTION



L.J. COPPOLA INC.

MECHANICAL CONTRACTORS

40 Farrington Road
Brewster, NY 10509
(914) 769-7666
Fax: (914) 769-5141
Plumbing License No. 750

PLUMBING

H.V.A.C.

PROCESS PIPING

SEWAGE TREATMENT

ESTABLISHED 1972

REQUEST FOR INFORMATION

Project: PORTCHESTER HS **Date:** 2/20/19 **Log No.:** LJC# -P7

Drwg.: P203 **Spec.:** N/A **Area:** _____

Directed To: ARCH / ENGIN **Date Required:** ASAP

Impact: BID

Regarding: DETAILS

REQUESTED BY: GAETANO GIARDINA **cc:** FILE

INFORMATION REQUIRED:


Drawing P203, Part Plan 2/P203, note states "All storm risers shall be XHCI with bell & spigot fittings from above ceiling to below grade". Specifications call for XHCI to be used for below grade and for above ground Storm, Contractor has option to use Sched 40 PVC or No Hub Cast Iron with Clamp All Clamps or equal. Can No Hub Piping System be used in this application since it is considered to be A/G Storm? Please advise

RESPONSE:

RESPONSE BY: _____

RESPONSE DATE: _____ **cc:** _____

Your response is requested by the date listed above. Failure to respond by this date may delay the project schedule and may have a cost impact.



L.J. COPPOLA INC.

MECHANICAL CONTRACTORS

40 Farrington Road
Brewster, NY 10509
(914) 769-7666
Fax: (914) 769-5141
Plumbing License No. 750

PLUMBING

H.V.A.C.

PROCESS PIPING

SEWAGE TREATMENT

ESTABLISHED 1972

REQUEST FOR INFORMATION

Project: PORTCHESTER HS Date: 2/20/19 Log No.: LJC# -P1

Drwg.: "P" DRAWINGS Spec.: N/A Area: U/G

Directed To: ARCH / ENGIN Date Required: ASAP

Impact: BID

Regarding: U/G EXCAVATION & BACKFILL

REQUESTED BY: GAETANO GIARDINA cc: FILE

INFORMATION REQUIRED:

Who is responsible for excavation & backfill for New Addition. Please Advise


*FRANK - SPEC 01 1000 1.15
IS NOT CONSISTANT WITH WHAT
YOU, NICK & I AGREED IN OUR MEETING.
PC TO DO CUT & PATCH FLOOR IN
LOCKER ROOM - GC TO DO ALL
EXAVATION FOR ADDITION.*

RESPONSE:

RESPONSE BY: _____

RESPONSE DATE: _____ cc: _____

Your response is requested by the date listed above. Failure to respond by this date may delay the project schedule and may have a cost impact.



L.J. COPPOLA INC.

MECHANICAL CONTRACTORS

40 Farrington Road
Brewster, NY 10509
(914) 769-7666
Fax: (914) 769-5141
Plumbing License No. 750

PLUMBING

H.V.A.C.

PROCESS PIPING

SEWAGE TREATMENT

ESTABLISHED 1972

REQUEST FOR INFORMATION

Project: PORTCHESTER HS Date: 2/20/19 Log No.: LJC# -P6

Drwg.: "P" SET Spec.: N/A Area: U/G

Directed To: ARCH / ENGIN Date Required: ASAP

Impact: BID

Regarding: DETAILS

REQUESTED BY: GAETANO GIARDINA cc: FILE

INFORMATION REQUIRED:

In areas where total renovation being performed, who is responsible for sawcutting, chopping, excavation, backfill, restoration of floor for U/G/ piping? please explain which contractor is responsible for portions of work. Please advise


FRANK - SEE RFI PI

RESPONSE:

RESPONSE BY: _____

RESPONSE DATE: _____ cc: _____

Your response is requested by the date listed above. Failure to respond by this date may delay the project schedule and may have a cost impact.



L.J. COPPOLA INC.

MECHANICAL CONTRACTORS

40 Farrington Road
Brewster, NY 10509
(914) 769-7666
Fax: (914) 769-5141
Plumbing License No. 750

PLUMBING

H.V.A.C.

PROCESS PIPING

SEWAGE TREATMENT

ESTABLISHED 1972

REQUEST FOR INFORMATION

Project: PORTCHESTER HS Date: 2/20/19 Log No.: LJC# -P2

Drwg.: P203 Spec.: N/A Area: U/G

Directed To: ARCH / ENGIN Date Required: ASAP

Impact: BID

Regarding: U/G PIPING

REQUESTED BY: GAETANO GIARDINA cc: FILE

INFORMATION REQUIRED:

Drawings P203, part plan 2/P203 Colum 2-C, note staes Manhole by G.C. seems to be a san manhole. Discharge from manhole labeled as "ST" & Note says by P.C. Is this correct? Should it say "SAN" & by G.C.? Please advise


RESPONSE:

SEE BID ADDENDUM #1 2/12/19

RESPONSE BY: Taney Gall

RESPONSE DATE: 2/21/19 cc: _____

Your response is requested by the date listed above. Failure to respond by this date may delay the project schedule and may have a cost impact.



L.J. COPPOLA INC.

MECHANICAL CONTRACTORS

40 Farrington Road
Brewster, NY 10509
(914) 769-7666
Fax: (914) 769-5141
Plumbing License No. 750

PLUMBING

H.V.A.C.

PROCESS PIPING

SEWAGE TREATMENT

ESTABLISHED 1972

REQUEST FOR INFORMATION

Project: PORTCHESTER HS Date: 2/20/19 Log No.: LJC# -P3

Drwg.: P202 Spec.: N/A Area: PART PLANS

Directed To: ARCH / ENGIN Date Required: ASAP

Impact: BID

Regarding: DETAILS

REQUESTED BY: GAETANO GIARDINA cc: FILE

INFORMATION REQUIRED:

Drawings P20202, part plan 1/P202 (Part Basemen Floor Plan), dashed area states for additional work see 1/P205. !/P205 detail is for 2nd fl Demo, should it be labeled see 4/P205 instead? Please advise


RESPONSE:

YES

RESPONSE BY: *Paul J. Gall*

RESPONSE DATE: 2/21/19 cc: _____

Your response is requested by the date listed above. Failure to respond by this date may delay the project schedule and may have a cost impact.



L.J. COPPOLA INC.

MECHANICAL CONTRACTORS

40 Farrington Road
Brewster, NY 10509
(914) 769-7666
Fax: (914) 769-5141
Plumbing License No. 750

PLUMBING

H.V.A.C.

PROCESS PIPING

SEWAGE TREATMENT

ESTABLISHED 1972

REQUEST FOR INFORMATION

Project: PORTCHESTER HS Date: 2/20/19 Log No.: LJC# -P4

Drwg.: "P" SET Spec.: N/A Area: U/G

Directed To: ARCH / ENGIN Date Required: ASAP

Impact: BID

Regarding: DETAILS

REQUESTED BY: GAETANO GIARDINA cc: FILE

INFORMATION REQUIRED:


Drawings indicate P.C. to connect to ManHoles/Catch Basins, who is to provide penetrations to manhole/catch basins for piping? Who is to seal penetrations after pipe is installed? Please advise

RESPONSE: "CONNECT" MEANS PROVIDE PENETRATIONS AND SEAL.

RESPONSE BY: Tony G. Gall

RESPONSE DATE: 2/21/19 cc: _____

Your response is requested by the date listed above. Failure to respond by this date may delay the project schedule and may have a cost impact.



L.J. COPPOLA INC.

MECHANICAL CONTRACTORS

40 Farrington Road
Brewster, NY 10509
(914) 769-7666
Fax: (914) 769-5141
Plumbing License No. 750

PLUMBING

H.V.A.C.

PROCESS PIPING

SEWAGE TREATMENT

ESTABLISHED 1972

REQUEST FOR INFORMATION

Project: PORTCHESTER HS Date: 2/20/19 Log No.: LJC# -P5

Drwg.: "P" SET Spec.: N/A Area: U/G

Directed To: ARCH / ENGIN Date Required: ASAP

Impact: BID

Regarding: DETAILS

REQUESTED BY: GAETANO GIARDINA cc: FILE

INFORMATION REQUIRED:

Drawing P202, part plans 1/P202 & 4/P202 sanitary piping servicing basement fixtures. Part plan 1/P202 indicates san U/G, when you refer to blow up section 4/P202 all sanitary seems to A/G with note stating "run san in ceiling of maintenance space below". 3" san. branch line servicing Mop Recep. indicated to be A/G and transitions to U/G at fixture "G". Is this correct? Please advise


RESPONSE:

"RUN PIPING IN CEILING OF MAINTENANCE SPACE BELOW" MAKE CONNECTION TO UNDER-GROUND SANITARY AT SPACE BELOW AS SHOWN ON 1/P202.

RESPONSE BY: Tano Giardina

RESPONSE DATE: 2/21/19 cc: _____

Your response is requested by the date listed above. Failure to respond by this date may delay the project schedule and may have a cost impact.



L.J. COPPOLA INC.

MECHANICAL CONTRACTORS

40 Farrington Road
Brewster, NY 10509
(914) 769-7666
Fax: (914) 769-5141
Plumbing License No. 750

PLUMBING

H.V.A.C.

PROCESS PIPING

SEWAGE TREATMENT

ESTABLISHED 1972

REQUEST FOR INFORMATION

Project: PORTCHESTER HS Date: 2/20/19 Log No.: LJC# -P7

Drwg.: P203 Spec.: N/A Area: _____

Directed To: ARCH / ENGIN Date Required: ASAP

Impact: BID

Regarding: DETAILS

REQUESTED BY: GAETANO GIARDINA cc: FILE

INFORMATION REQUIRED:

Drawing P203, Part Plan 2/P203, note states "All storm risers shall be XHCI with bell & spigot fittings from above ceiling to below grade". Specifications call for XHCI to be used for below grade and for above ground Storm, Contractor has option to use Sched 40 PVC or No Hub Cast Iron with Clamp All Clamps or equal. Can No Hub Piping System be used in this application since it is considered to be A/G Storm? Please advise

RESPONSE:

No.

RESPONSE BY: *Tane G. Gall*

RESPONSE DATE: 2/21/19 cc: _____

Your response is requested by the date listed above. Failure to respond by this date may delay the project schedule and may have a cost impact.

RFI FORM

CONTRACTOR'S REQUEST FOR INFORMATION NO. 1 F&D RFI NO: _____

NAME OF PROJECT: **PORT CHESTER HIGH SCHOOL**
ADDITIONS, ALTERATIONS AND RELATED WORK

NAME OF OWNER: **PORT CHESTER - RYE UFSD**

DATE: 2/6/19

A/E PROJECT NO:17295.03

ARCHITECT

CONTRACTION MANAGER

FULLER AND D'ANGELO, P.C.

SCHOOL CONSTRUCTION CONSULTANTS, INC.

45 KNOLLWOOD ROAD

190 MOTOR PARKWAY, SUITE 201

ELMSFORD, NEW YORK 10523

HAUPPAUGE, NY 22788

TEL: 914.592.4444 FAX: 914.592.1717

TEL:631-567-0200 FAX: 631-567-6816

FROM (CO. NAME): Mengler Mechanical, Inc.

CONTACT NAME: Pat Alagna

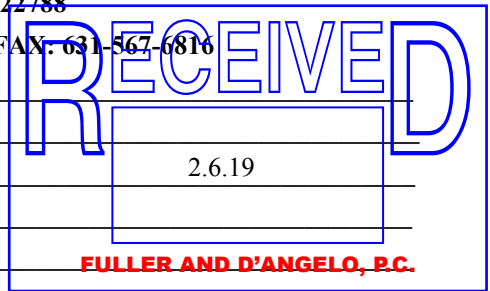
TELEPHONE NUMBER: 845-279-7029

SUBJECT: Exhaust System

DISCIPLINE/TRADE: HVAC

DWG./SPEC. REFERENCE: _____

QUESTION: Which contractor is responsible to retain services of fire pump manufacturer for design of exhaust system?



FIELD CONDITION _____

DRAWING/SPEC _____

DISCREPANCY _____

OWNER CHANGE _____

CLARIFICATION _____

CONTRACTOR'S SUGGESTION (IF APPLICABLE): _____

ANSWER

The exhaust system for the fire pump is entirely the responsibility of the HVAC contractor. This includes contact with the fire pump manufacturer and associated design of the exhaust system.

ARCHITECT'S SIGNATURE: RM DATE: 2/07/19

Note: review and any responses to this request for information by the architect/engineer is strictly for design intent only and does not constitute acknowledgement or acceptance of any cost or schedule implications unless specifically presented by the contractor. By submission of this request for information, the contractor assumes all responsibility in the absence of an approved change order or work directive.

END OF SECTION

RFI FORM

CONTRACTOR'S REQUEST FOR INFORMATION NO. 2

NAME OF PROJECT: **PORT CHESTER HIGH SCHOOL
ADDITIONS, ALTERATIONS AND RELATED WORK**

NAME OF OWNER: **PORT CHESTER - RYE UFSD**

DATE: 2/19/18

A/E PROJECT NO: **17295.03**

ARCHITECT

FULLER AND D'ANGELO, P.C.

45 KNOLLWOOD ROAD

ELMSFORD, NEW YORK 10523

TEL: 914.592.4444 FAX: 914.592.1717

FROM (CO. NAME): Mengler Mechanical, Inc.

CONTACT NAME: Pat Alagna

TELEPHONE NUMBER: 845-279-7029

SUBJECT: Mechanical Insulation

DISCIPLINE/TRADE: HVAC - Insulation

DWG./SPEC. REFERENCE: _____

QUESTION: See attached RFI from BC Flynn

FIELD CONDITION _____

DRAWING/SPEC _____

DISCREPANCY _____

OWNER CHANGE _____

CLARIFICATION _____

CONTRACTOR'S SUGGESTION (IF APPLICABLE): _____

ANSWER

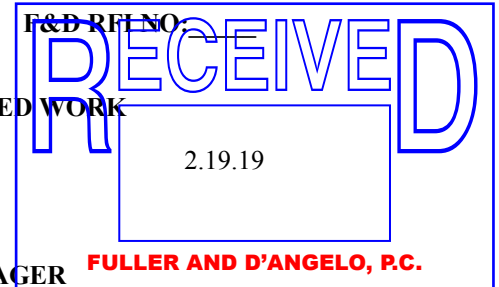
See responses below.

ARCHITECT'S SIGNATURE: **RM**

DATE: **2/20/19**

Note: review and any responses to this request for information by the architect/engineer is strictly for design intent only and does not constitute acknowledgement or acceptance of any cost or schedule implications unless specifically presented by the contractor. By submission of this request for information, the contractor assumes all responsibility in the absence of an approved change order or work directive.

END OF SECTION





Request For Information

Customer: Mengler Mechanical, Inc
1689 Route 22

Brewster, 10509

Date: 02/18/2019

Bid #: 19-0157

Attn: Michelle Bonci

RFI Number: 004

Subject: Mechanical Insulation clarifications

Bid Name: Port Chester High School
Additions and Alterations HVAC

Cost Impact:

Schedule Impact: No

Discipline: Mechanical Insulation

Priority: Normal

Drawing No:

Spec Section: 230430

Question:

1. Is lined ductwork required to be additionally insulated? **Only exterior ductwork is to be additionally insulated.**
2. Is a canvas jacket required on exposed ductwork and piping? **The GC (Roofer) will provide the jacket for exposed ductwork.**
3. Are zeston PVC fittings acceptable in lieu of mastic and cloth? **Yes.**

Answer: (expected by 02/18/2019)

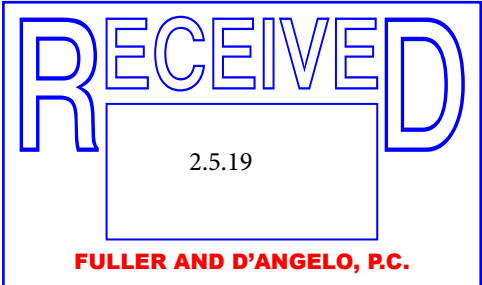
Authorized to Proceed: Yes No

By: _____
Michael Flynn

Date: 02/18/2019

Received By: _____
Michelle Bonci

Date: _____



PORT CHESTER-RYE UFSD
PORT CHESTER HIGH SCHOOL
ADDITIONS, ALTERATIONS AND RELATED WORK
RFI FORM

RFI FORM 3
CONTRACTOR'S REQUEST FOR INFORMATION NO. 3 F&D RFI NO: _____

NAME OF PROJECT: PORT CHESTER HIGH SCHOOL
ADDITIONS, ALTERATIONS AND RELATED WORK

NAME OF OWNER: PORT CHESTER - RYE UFSD

DATE: 2/5/19

A/E PROJECT NO: 17295.03

ARCHITECT: FULLER AND D'ANGELO, P.C.
45 KNOLLWOOD ROAD
ELMSFORD, NEW YORK 10523
TEL: 914.592.4444 FAX: 914.592.1717

CONTRACTION MANAGER: SCHOOL CONSTRUCTION CONSULTANTS, INC.
190 MOTOR PARKWAY, SUITE 201
HAUPPAUGE, NY 22788
TEL: 631-567-0200 FAX: 631-567-6816

FROM (CO. NAME): Piazza

CONTACT NAME: Tony Monaco

TELEPHONE NUMBER: (914) 741-4435 x 18

SUBJECT: Aggregates

DISCIPLINE/TRADE: Sitework

DWG./SPEC. REFERENCE: _____

QUESTION: Can recycled concrete aggregates be used as sub-base for driveways, parking lots and sidewalks?

FIELD CONDITION _____

DRAWING/SPEC _____

DISCREPANCY _____

OWNER CHANGE _____

CLARIFICATION _____

CONTRACTOR'S SUGGESTION (IF APPLICABLE): _____

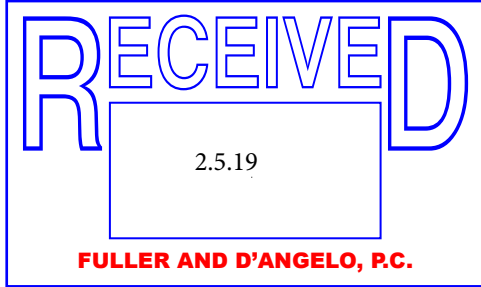
ANSWER

No recycled material is allowed.

ARCHITECT'S SIGNATURE: [Signature] DATE: 2.21.19

Note: review and any responses to this request for information by the architect/engineer is strictly for design intent only and does not constitute acknowledgement or acceptance of any cost or schedule implications unless specifically presented by the contractor. By submission of this request for information, the contractor assumes all responsibility in the absence of an approved change order or work directive.

END OF SECTION



PORT CHESTER-RYE UFSD
PORT CHESTER HIGH SCHOOL
ADDITIONS, ALTERATIONS AND RELATED WORK
RFI FORM

RFI FORM 5
CONTRACTOR'S REQUEST FOR INFORMATION NO. 5 F&D RFI NO: _____

NAME OF PROJECT: PORT CHESTER HIGH SCHOOL
ADDITIONS, ALTERATIONS AND RELATED WORK

NAME OF OWNER: PORT CHESTER - RYE UFSD

DATE: 2/5/19

A/E PROJECT NO: 17295.03

ARCHITECT

CONTRACTION MANAGER

FULLER AND D'ANGELO, P.C.

SCHOOL CONSTRUCTION CONSULTANTS, INC.

45 KNOLLWOOD ROAD

190 MOTOR PARKWAY, SUITE 201

ELMSFORD, NEW YORK 10523

HAUPPAUGE, NY 22788

TEL: 914.592.4444 FAX: 914.592.1717

TEL: 631-567-0200 FAX: 631-567-6816

FROM (CO. NAME): Piazza

CONTACT NAME: Tony Monaco

TELEPHONE NUMBER: (914) 741-4435 x18

SUBJECT: Product Alternative - maple Floor system for Gym

DISCIPLINE/TRADE: _____

DWG./SPEC. REFERENCE: 09 6429

Pyramid Floor Covering, Inc. offers Connor Sports Floor Maple Systems furnish and install. Section 09 6429 we would like to bid this project with a similar system called DuraCushion 1. Please let us know if you will submit the Connor alternate product prior to bid for this project. See attached 5 page pdf; PDS for DuraCushion 1 3 pages, Sample Warranty and Care Card.

FIELD CONDITION See attached and advise if acceptable

DRAWING/SPEC _____

DISCREPANCY _____

OWNER CHANGE _____

CLARIFICATION _____

CONTRACTOR'S SUGGESTION (IF APPLICABLE): _____

ANSWER

Refer to specifications section 00 2113(1.14A)

ARCHITECT'S SIGNATURE: [Signature]

DATE: 2.14.19

Note: review and any responses to this request for information by the architect/engineer is strictly for design intent only and does not constitute acknowledgement or acceptance of any cost or schedule implications unless specifically presented by the contractor. By submission of this request for information, the contractor assumes all responsibility in the absence of an approved change order or work directive.

END OF SECTION

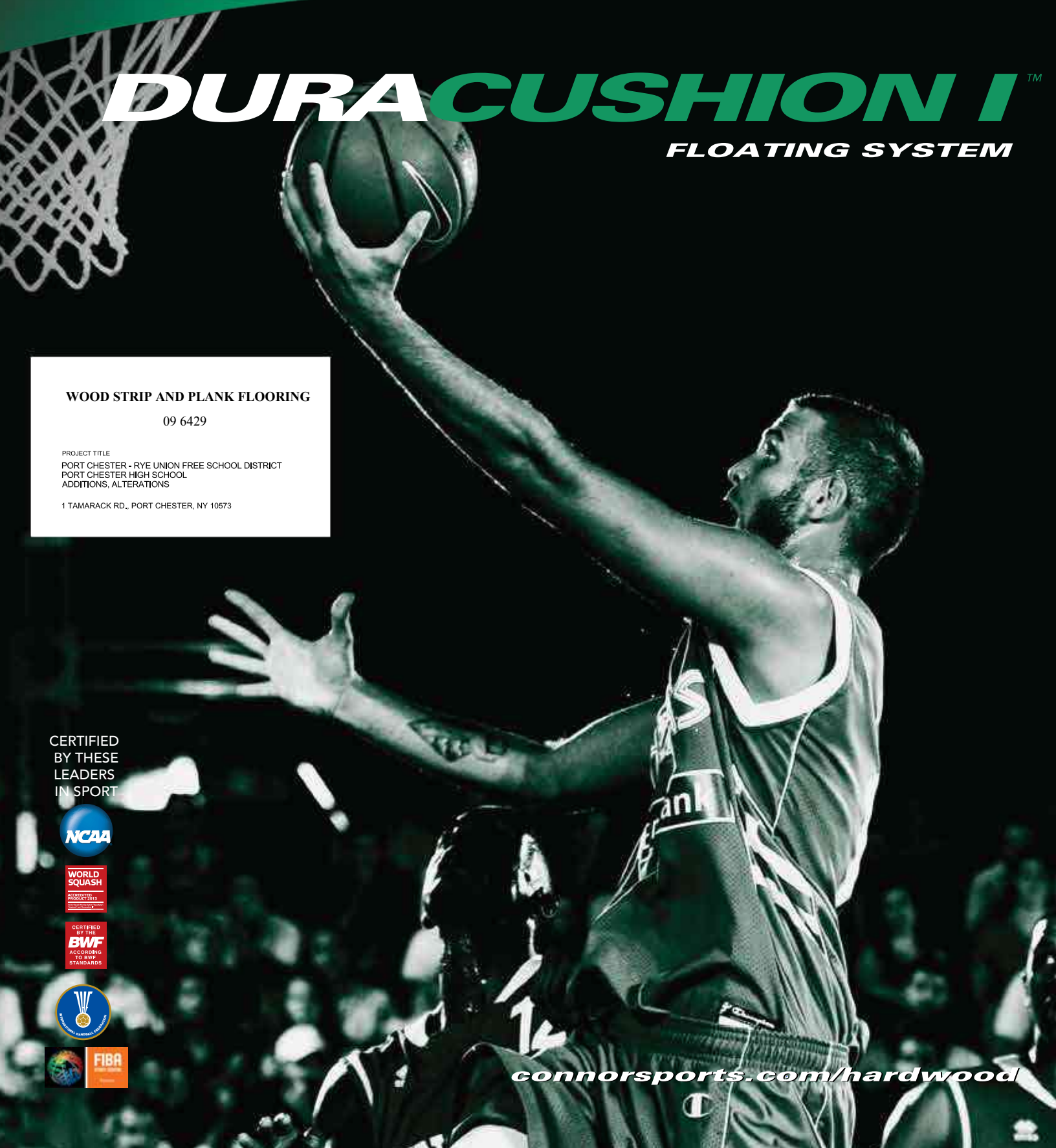


CONNOR SPORTS

**HARDWOOD
SYSTEMS**

DURACUSHION I™

FLOATING SYSTEM



WOOD STRIP AND PLANK FLOORING

09 6429

PROJECT TITLE

PORT CHESTER - RYE UNION FREE SCHOOL DISTRICT
PORT CHESTER HIGH SCHOOL
ADDITIONS, ALTERATIONS

1 TAMARACK RD., PORT CHESTER, NY 10573

CERTIFIED
BY THESE
LEADERS
IN SPORT



connorsports.com/hardwood

DURACUSHION I™

FLOATING SYSTEM

Connor Sports • 800.283.9522 • 847.290.9020 • info@connorsports.com • connorsports.com/hardwood



DuraCushion I includes standard PVC Duracushion pads below double layer plywood subfloor construction.

DURACUSHION I FLOATING SYSTEM

WOOD STRIP AND PLANK FLOORING

09 6429

PROJECT TITLE
PORT CHESTER - RYE UNION FREE SCHOOL DISTRICT
PORT CHESTER HIGH SCHOOL
ADDITIONS, ALTERATIONS

1 TAMARACK RD., PORT CHESTER, NY 10573



RESILIENCE

3/8" (10 mm) DuraCushion PVC Resilient Pads

FLOORING

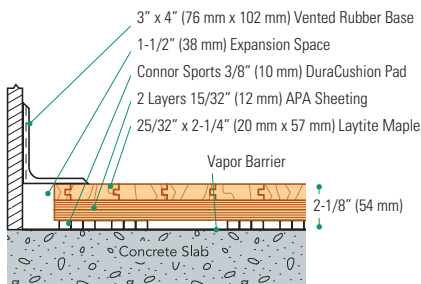
MFMA Northern Hard Maple

SUBFLOOR CONSTRUCTION

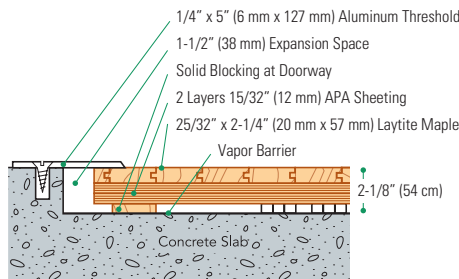
Two Layers of 15/32" (12 mm) APA Rated Plywood Sheathing

Slab Depression: 3/8" (10 mm) pad: 25/32" (20 mm) flooring - 2 1/8" (54 mm)

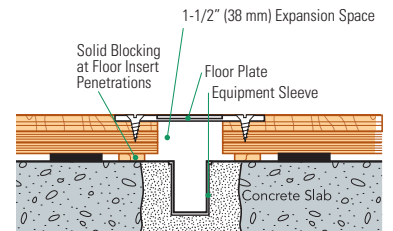
Wall Base Detail



Threshold Detail (Optional Accessory)



Equipment Detail (Optional Accessory)



Manufacturing:
ISO9001:2008
CERTIFIED
ISO14001:2004
CERTIFIED



Testing Laboratory:
United States Sports
Surfacing Laboratory



Certified Testing:
ISSS Scientific
Body Membership



Green Status
Managed Forests,
Certification Available



Environmental Product Declaration
The First Sports Floor Manufacturer to Publish UL
Certified Product-Specific Environmental
Performance In Compliance with LEED V.4

CONNOR

SPORTS FLOORING

CORPORATE OFFICE:
545 E. ALGONQUIN ROAD, SUITE L
ARLINGTON HEIGHTS, IL 60005
847-290-9020
847-290-9034 FAX

MANUFACTURING PLANT:
251 INDUSTRIAL PARK ROAD
AMASA, MI 49903
906-822-7311
906-822-7800 FAX

REV:	DATE	CHANGE / REVISION	BY	SYSTEM NUMBER: 050D
A		INITIAL RELEASE		SCALE: NO SCALE
				DRAWN BY: B. HAROLDSON
				APPROVED BY:
				TITLE: DURACUSHION II

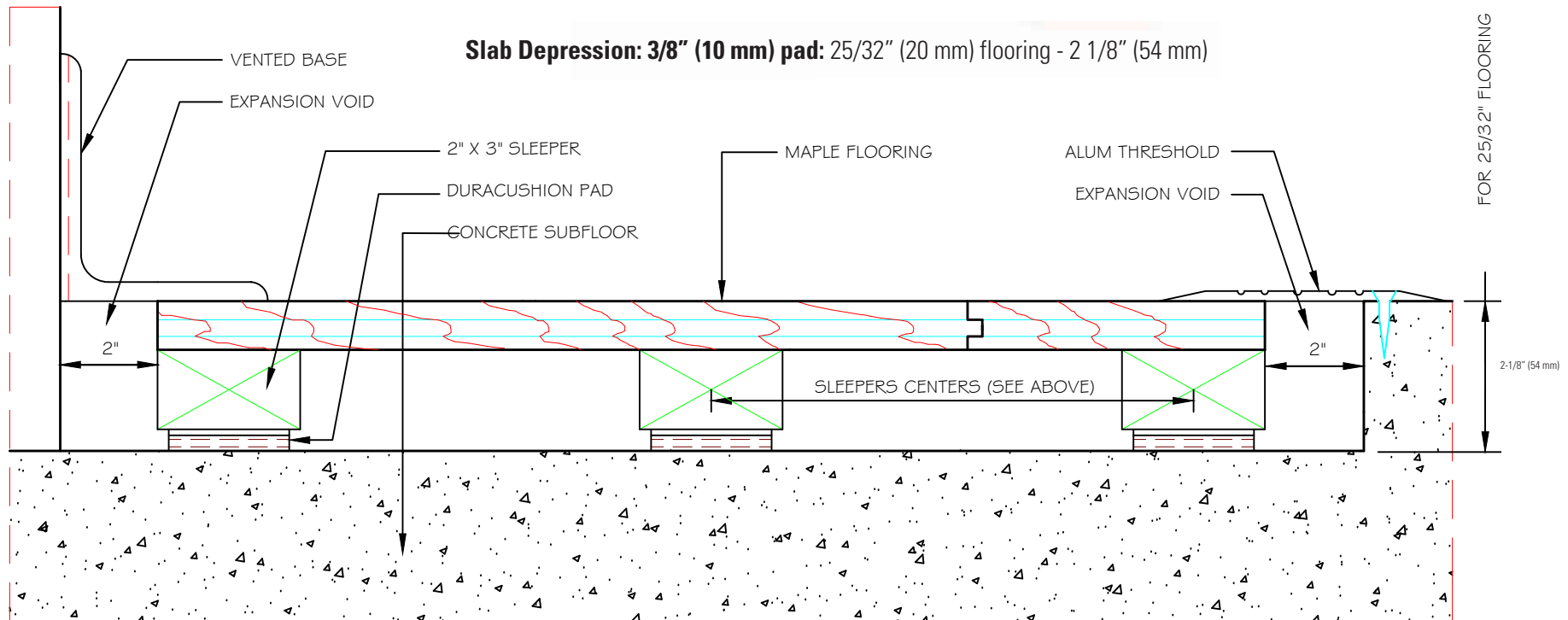
WOOD STRIP AND PLANK FLOORING

09 6429

DURACUSHION I FLOATING SYSTEM

PROJECT TITLE
PORT CHESTER - RYE UNION FREE SCHOOL DISTRICT
PORT CHESTER HIGH SCHOOL
ADDITIONS, ALTERATIONS

1 TAMARACK RD., PORT CHESTER, NY 10573



WOOD STRIP AND PLANK FLOORING

16 September 2015

09 6429

Mark Grunenberg
Pyramid Floor Covering Inc
38 Harbor Drive
Port Washington NY 11050

PROJECT TITLE
PORT CHESTER - RYE UNION FREE SCHOOL DISTRICT
PORT CHESTER HIGH SCHOOL
ADDITIONS, ALTERATIONS
1 TAMARACK RD., PORT CHESTER, NY 10573

Re: Receipt of Warranty Registration

Dear Mark:

This correspondence is to note the receipt of the following warranty:

Date of receipt:	September 9, 2015
Name of Project/Owner/Facility:	Pre K Q382
Location:	Queens, NY
Connor Sport Court Dealer:	Pyramid Floor Covering Inc.
Date of Installation:	July 1, 2015
Synthetic Product Used:	SportGrain 105.9mm
Square Footage:	1548 SF
Warranty (# of years)	3 Year

Please refer to your warranty for specific coverage

Thank you,

John Weaver

John Weaver
Business Coordinator
Connor Sports Flooring
251 Industrial Park Road
Amasa, MI 49903
(906)586-4290 p
(906)586-4290 f



CONNOR SPORTS

CARING FOR YOUR
**HARDWOOD
SYSTEM**

WOOD STRIP AND PLANK FLOORING

09 6429

CONCORDE HARDWOOD FLOORING SYSTEM
100% SOLID WOOD
100% SOLID WOOD
100% SOLID WOOD

IMPORTANT

NEVER

shut down the ventilating system in your facility for a prolonged period of time.

NEVER

use household cleaning products or procedures. They can be harmful to the floor finish and to the wood and may also leave floors sticky or slippery, and potentially harmful to athletes.

NEVER

clean your floor using scrubbing machinery or power scrubbers that use water under pressure. Water is your floor's worst enemy!

NEVER

attempt to modify or repair your sports floor without first consulting with your flooring contractor. Do not block or obstruct expansion spaces around the floors perimeter or adjacent to columns and inserts. Make adequate expansion provisions in flooring and subfloor before lagging fixtures, equipment or bleachers through the floor system into the concrete.

Please post in office of superintendent, maintenance engineer, or custodian.

The Connor warranty is solely based on strict compliance with the care and maintenance outlined on this card and the general specifications provided at connorfloor.com. Should you require further clarification, please call Connor Customer Service at 1-800-833-7144.

GENERAL CARE

HUMIDITY AND VENTILATION

Since all wood flooring will expand and contract as relative humidity varies, it is important to minimize extremes between low and high. Hardwood flooring is manufactured at moisture content most compatible with a 35%–50% relative humidity range.

Geographical regions and available mechanicals determine the typical range of temperature and humidity for each facility. Maintaining a 15% fluctuation between highest and lowest average indoor relative humidity provides limited shrinkage and growth.

EXCESSIVE SEPARATION AND TIGHTENING

Separation between flooring boards commonly develops during winter low humidity, and flooring typically aligns generally tight during peak summer humidity conditions. While moderate shrinkage and expansion is normal, make use of available HVAC systems to prevent excessive tightening and shrinkage of flooring.

KEEP WATER AND GRIT OFF THE FLOOR SURFACE

Protect your floors from tracking moisture and grit at exterior doorways by providing suitable floor mats, and check mats frequently to assure no moisture is trapped underneath. Correct all leaks immediately and protect your floor from excessive condensation moisture by properly insulating ductwork, interior drains, and downspouts. Any dampness within your building should be brought to the attention of your architect and engineers.

DAILY CARE

SWEEPING THE FLOOR

Sweep your floor daily with a dry dust mop. Floors with heavy use should be dust mopped up to three times a day.

For more thorough daily cleaning, an untreated dust mop may be sprayed with approved diluted (warm water) floor cleaner* especially compatible with gym floor finishes. Apply cleaning solution to dust mop and not directly to floor, and replace soiled dust mop covers as necessary. Do not allow cleaning residue to build up on the floor surface from excess treatment of dust mop.

SPILLAGE/SPOTS/STAINS

Wipe liquid spills and water from the floor immediately with a thoroughly wrung soft cloth or thoroughly wrung mop dampened with approved floor cleaner.

Remove chewing gum by applying crushed ice in a plastic bag until the gum becomes brittle enough to crumble off the floor surface. Clean remaining residue with cloth dampened with floor cleaner.

Remove aggressive marks (black marks, rubber burns) with cloth dampened with cleaner. Apply cleaners using a soft cloth, never a rough or textured cloth.

FLOOR LOADS

Significant point and/or area loads can affect the integrity of the wood floor surface and athletic subfloor components.

POINT LOADS

Point loads refers to concentration of weight on a small area of the floor surface. Examples of high point loads include wheels that are crowned or tapered rather than those making full and flat contact, and wheels that include center ridges remaining from the molding process. Other examples of destructive point loads include shoe cleats, and table or chair legs with small contact points.

AREA LOADS

Area loads refers to broad based loads that are less likely to compress wood fibers, but if significant are likely to damage flooring and/or subfloor components. Examples of excessive area loads include maintenance equipment such as hoists and lift vehicles.

APPROPRIATE PROTECTION

Application of particular loads such as portable basketball goals and equipment storage carts can require additional wheels. Maintenance equipment such as hoists, lifts and outriggers can require acceptable protective material on the floor such as a layer(s) of sheeting and floor finish protection such as red rosin paper.

- * Approved floor cleaner, such as "Poloplaz Hardwood Floor Cleaner", may be sourced through Poloplaz (800-421-7319) www.poloplaz.com.
- * Your installing contractor or maintenance supplier may offer an alternate cleaning concentrate that can be diluted and used in the manner described, however it must be compatible with the gym finish and contain no oils, silicones or waxes.

RFI FORM

CONTRACTOR'S REQUEST FOR INFORMATION NO. 9

F&D RFI NO:

NAME OF PROJECT: PORT CHESTER HIGH SCHOOL
ADDITIONS, ALTERATIONS AND RELATED WORK

NAME OF OWNER: PORT CHESTER - RYE UFSD

DATE: 2/13/19

A/E PROJECT NO: 17295.03

ARCHITECT

FULLER AND D'ANGELO, P.C.

45 KNOLLWOOD ROAD

ELMSFORD, NEW YORK 10523

TEL: 914.592.4444 FAX: 914.592.1717

FROM (CO. NAME):

Piazza

CONTACT NAME:

Tony Monaco

TELEPHONE NUMBER:

(914) 741-4435 x 18

SUBJECT:

site work / utilities

DISCIPLINE/TRADE:

DWG./SPEC. REFERENCE:

QUESTION:

No invert elevations are shown for the sewer manholes as well as at the tie in at the sewer main. Please provide.

FIELD CONDITION

DRAWING/SPEC

DISCREPANCY

OWNER CHANGE

CLARIFICATION

CONTRACTOR'S SUGGESTION (IF APPLICABLE):

ANSWER

Information is shown. Which manholes specifically.

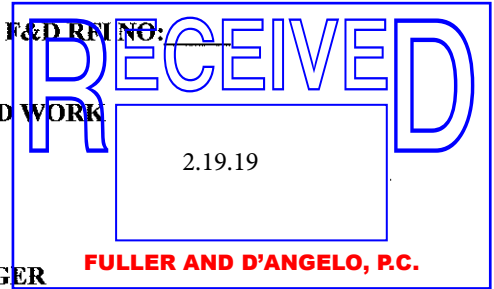
ARCHITECT'S SIGNATURE:

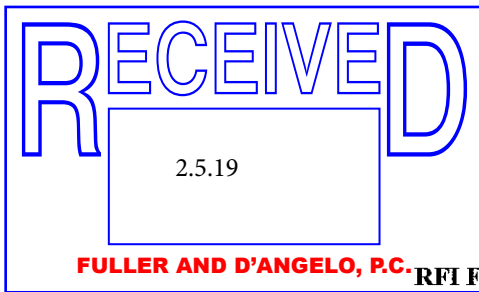
[Signature]

DATE: 2.20.19

Note: review and any responses to this request for information by the architect/engineer is strictly for design intent only and does not constitute acknowledgement or acceptance of any cost or schedule implications unless specifically presented by the contractor. By submission of this request for information, the contractor assumes all responsibility in the absence of an approved change order or work directive.

END OF SECTION





PORT CHESTER-RYE UFSD
PORT CHESTER HIGH SCHOOL
ADDITIONS, ALTERATIONS AND RELATED WORK
RFI FORM

CONTRACTOR'S REQUEST FOR INFORMATION NO. 1

F&D RFI NO: _____

NAME OF PROJECT: PORT CHESTER HIGH SCHOOL
ADDITIONS, ALTERATIONS AND RELATED WORK

NAME OF OWNER: PORT CHESTER - RYE UFSD

DATE: 2/5/19

A/E PROJECT NO: 17295.03

ARCHITECT

CONTRACTION MANAGER

FULLER AND D'ANGELO, P.C.

SCHOOL CONSTRUCTION CONSULTANTS, INC.

45 KNOLLWOOD ROAD

190 MOTOR PARKWAY, SUITE 201

ELMSFORD, NEW YORK 10523

HAUPPAUGE, NY 22788

TEL: 914.592.4444 FAX: 914.592.1717

TEL: 631-567-0200 FAX: 631-567-6816

FROM (CO. NAME): Piazza

CONTACT NAME: Tony Monaco

TELEPHONE NUMBER: (914) 741-4435 x 18

SUBJECT: Asphalt Thickness

DISCIPLINE/TRADE: sitework

DWG./SPEC. REFERENCE: Civil Drawings

QUESTION: Please provide the thickness of the asphalt binder course and the asphalt top course. Not found in the documents

FIELD CONDITION _____

DRAWING/SPEC _____

DISCREPANCY _____

OWNER CHANGE _____

CLARIFICATION _____

CONTRACTOR'S SUGGESTION (IF APPLICABLE): _____

ANSWER

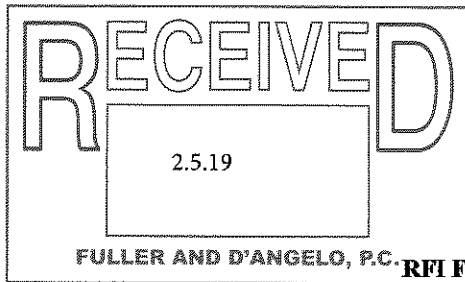
6" base with 3" top. Refer to upcoming addendum.

ARCHITECT'S SIGNATURE: [Signature]

DATE: 2.14.19

Note: review and any responses to this request for information by the architect/engineer is strictly for design intent only and does not constitute acknowledgement or acceptance of any cost or schedule implications unless specifically presented by the contractor. By submission of this request for information, the contractor assumes all responsibility in the absence of an approved change order or work directive.

END OF SECTION



PORT CHESTER-RYE UFSD
PORT CHESTER HIGH SCHOOL
ADDITIONS, ALTERATIONS AND RELATED WORK
RFI FORM

CONTRACTOR'S REQUEST FOR INFORMATION NO. 1

F&D RFI NO: _____

NAME OF PROJECT: PORT CHESTER HIGH SCHOOL
2/19/19 ADDITIONS, ALTERATIONS AND RELATED WORK

NAME OF OWNER: PORT CHESTER - RYE UFSD

DATE: 2/5/19

A/E PROJECT NO: 17295.03

ARCHITECT

CONTRACTION MANAGER

FULLER AND D'ANGELO, P.C.

SCHOOL CONSTRUCTION CONSULTANTS, INC.

45 KNOLLWOOD ROAD

190 MOTOR PARKWAY, SUITE 201

ELMSFORD, NEW YORK 10523

HAUPPAUGE, NY 22788

TEL: 914.592.4444 FAX: 914.592.1717

TEL: 631-567-0200 FAX: 631-567-6816

FROM (CO. NAME): Piazza

CONTACT NAME: Tony Monaco

TELEPHONE NUMBER: (914) 741-4435 x 18

SUBJECT: Asphalt Thickness

DISCIPLINE/TRADE: sitework

DWG./SPEC. REFERENCE: Civil Drawings

QUESTION: Please provide the thickness of the asphalt binder course and the asphalt top course. Not found in the documents

FIELD CONDITION _____

DRAWING/SPEC _____

DISCREPANCY _____

OWNER CHANGE _____

CLARIFICATION _____

CONTRACTOR'S SUGGESTION (IF APPLICABLE): _____

ANSWER

6" base with 3" top. Refer to upcoming addendum.

6" base (item 4)
3" binder
1 1/2" or 2" of top

This response is still not clear. You should respond something like this

ARCHITECT'S SIGNATURE: [Signature] DATE: 2.14.19

Note: review and any responses to this request for information by the architect/engineer is strictly for design intent only and does not constitute acknowledgement or acceptance of any cost or schedule implications unless specifically presented by the contractor. By submission of this request for information, the contractor assumes all responsibility in the absence of an approved change order or work directive.

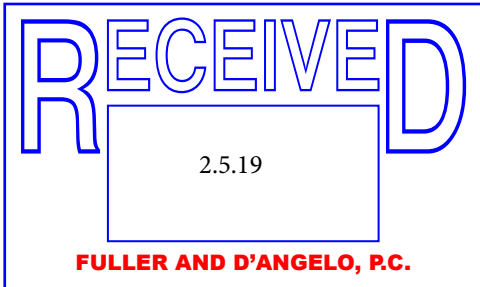
END OF SECTION

See addendum no.1 asphalt paving.

[Signature] 2.20.19

00 2115 - 1

FULLER AND D'ANGELO, PC
ARCHITECTS AND PLANNERS



PORT CHESTER-RYE UFSD
PORT CHESTER HIGH SCHOOL
ADDITIONS, ALTERATIONS AND RELATED WORK
RFI FORM

RFI FORM

CONTRACTOR'S REQUEST FOR INFORMATION NO. 2

F&D RFI NO: _____

NAME OF PROJECT: PORT CHESTER HIGH SCHOOL
ADDITIONS, ALTERATIONS AND RELATED WORK

NAME OF OWNER: PORT CHESTER - RYE UFSD

DATE: 2/5/19

A/E PROJECT NO:17295.03

ARCHITECT

CONTRACTION MANAGER

FULLER AND D'ANGELO, P.C.

SCHOOL CONSTRUCTION CONSULTANTS, INC.

45 KNOLLWOOD ROAD

190 MOTOR PARKWAY, SUITE 201

ELMSFORD, NEW YORK 10523

HAUPPAUGE, NY 22788

TEL: 914.592.4444 FAX: 914.592.1717

TEL:631-567-0200 FAX: 631-567-6816

FROM (CO. NAME): Piazza

CONTACT NAME: Tony Monaco

TELEPHONE NUMBER: (914) 741-4435 x18

SUBJECT: Bid date

DISCIPLINE/TRADE: General

DWG./SPEC. REFERENCE:

QUESTION: Due to the magnitude and complexity of this project, we respectfully request that the bid date be extended at least a week.

FIELD CONDITION

DRAWING/SPEC

DISCREPANCY

OWNER CHANGE

CLARIFICATION

CONTRACTOR'S SUGGESTION (IF APPLICABLE):

ANSWER

This will be reviewed with the Owner and Construction Manager for consideration.

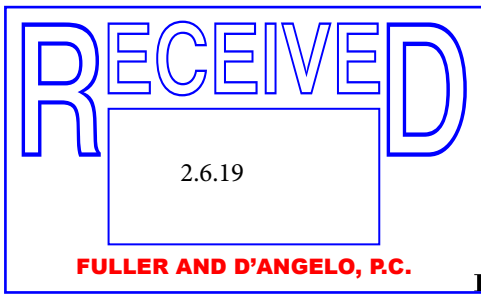
ARCHITECT'S SIGNATURE:

[Signature]

DATE: 2.14.19

Note: review and any responses to this request for information by the architect/engineer is strictly for design intent only and does not constitute acknowledgement or acceptance of any cost or schedule implications unless specifically presented by the contractor. By submission of this request for information, the contractor assumes all responsibility in the absence of an approved change order or work directive.

END OF SECTION



PORT CHESTER-RYE UFSD
PORT CHESTER HIGH SCHOOL
ADDITIONS, ALTERATIONS AND RELATED WORK
RFI FORM

CONTRACTOR'S REQUEST FOR INFORMATION NO. 6

F&D RFI NO: _____

NAME OF PROJECT: PORT CHESTER HIGH SCHOOL
ADDITIONS, ALTERATIONS AND RELATED WORK

NAME OF OWNER: PORT CHESTER - RYE UFSD

DATE: 2/6/19

A/E PROJECT NO: 17295.03

ARCHITECT

CONTRACTION MANAGER

FULLER AND D'ANGELO, P.C.

SCHOOL CONSTRUCTION CONSULTANTS, INC.

45 KNOLLWOOD ROAD

190 MOTOR PARKWAY, SUITE 201

ELMSFORD, NEW YORK 10523

HAUPPAUGE, NY 22788

TEL: 914.592.4444 FAX: 914.592.1717

TEL: 631-567-0200 FAX: 631-567-6816

FROM (CO. NAME): Piazza

CONTACT NAME: Tony Monaco

TELEPHONE NUMBER: (914) 741-4435 x 18

SUBJECT: Concrete foundations

DISCIPLINE/TRADE: Concrete

DWG./SPEC. REFERENCE: _____

QUESTION: see attached questions

___ FIELD CONDITION _____

___ DRAWING/SPEC _____

___ DISCREPANCY _____

___ OWNER CHANGE _____

___ CLARIFICATION _____

___ CONTRACTOR'S SUGGESTION (IF APPLICABLE): _____

ANSWER

All items are being addressed in upcoming addendum. Refer to addendum no.1 (Drawing A416) for additional information on question no.6.

ARCHITECT'S SIGNATURE: [Signature] DATE: 2.21.19

Note: review and any responses to this request for information by the architect/engineer is strictly for design intent only and does not constitute acknowledgement or acceptance of any cost or schedule implications unless specifically presented by the contractor. By submission of this request for information, the contractor assumes all responsibility in the absence of an approved change order or work directive.

END OF SECTION

RFI

REQUEST FOR INFORMATION

Date: 2/6/2019

Number 1

From: _____ Off No. _____ Fax No. _____

QUESTIONS FOR: Tony Monaco

Off No. 914-741-4435 Fax No. 914-741-2087

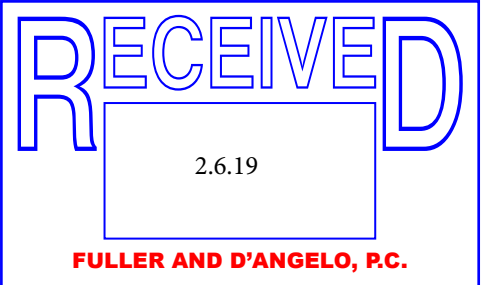
Project: Port Chester High School Additions

Need the following information:

- 1) Column Line 16 - Column on line Q (P11) - what is it sitting on?, also the elevation of rock under the pier.
- 2) Same for the balance along line 16 (P2, P1A, P1) total of 6 piers.
- 3) What is the depth along line T-8 thru 16, are these sitting directly on the footings?
- 4) There is No detail showing how you intend to pin the concrete piers, footings, walls, etc to the rock?
- 5) Dwg S111 - shows 4'x4'x1'-4" footings for piers and drill piers. Can one or the other be the same for all?
- 6) Need Elevations on rock in order to estimate the concrete, can't locate elevations on plans.

RESPONSES:

By:



PORT CHESTER-RYE UFSD
PORT CHESTER HIGH SCHOOL
ADDITIONS, ALTERATIONS AND RELATED WORK
RFI FORM

RFI FORM
CONTRACTOR'S REQUEST FOR INFORMATION NO. 7

F&D RFI NO: _____

NAME OF PROJECT: PORT CHESTER HIGH SCHOOL
ADDITIONS, ALTERATIONS AND RELATED WORK

NAME OF OWNER: PORT CHESTER - RYE UFSD

DATE: 2/6/19

A/E PROJECT NO: 17295.03

ARCHITECT	CONTRACTION MANAGER
FULLER AND D'ANGELO, P.C.	SCHOOL CONSTRUCTION CONSULTANTS, INC.
45 KNOLLWOOD ROAD	190 MOTOR PARKWAY, SUITE 201
ELMSFORD, NEW YORK 10523	HAUPPAUGE, NY 22788
TEL: 914.592.4444 FAX: 914.592.1717	TEL: 631-567-0200 FAX: 631-567-6816

FROM (CO. NAME): Piazza

CONTACT NAME: Tony Monaco

TELEPHONE NUMBER: (914) 741-4435 x18

SUBJECT: Urn Replacement alternates GC-7 and GC-7A

DISCIPLINE/TRADE: _____

DWG./SPEC. REFERENCE: 03 4900

QUESTION: Specification 03 4900 is for Glass Fiber Reinforced Concrete Urns. Drawing A414 says "New cast stone urn and base." Clarify which material you want.

FIELD CONDITION _____

DRAWING/SPEC _____

DISCREPANCY _____

OWNER CHANGE _____

CLARIFICATION _____

CONTRACTOR'S SUGGESTION (IF APPLICABLE): _____

ANSWER

Cast stone. Refer to upcoming addendum.

ARCHITECT'S SIGNATURE: [Signature] DATE: 2.14.19

Note: review and any responses to this request for information by the architect/engineer is strictly for design intent only and does not constitute acknowledgement or acceptance of any cost or schedule implications unless specifically presented by the contractor. By submission of this request for information, the contractor assumes all responsibility in the absence of an approved change order or work directive.

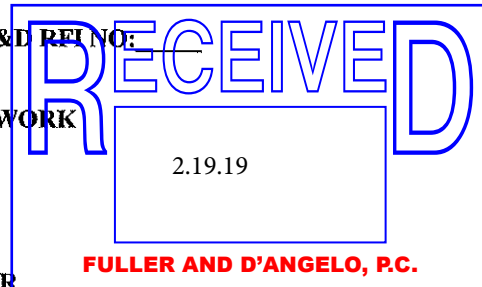
END OF SECTION

PORT CHESTER-RYE UFSD
PORT CHESTER HIGH SCHOOL
ADDITIONS, ALTERATIONS AND RELATED WORK
RFI FORM

RFI FORM

CONTRACTOR'S REQUEST FOR INFORMATION NO. 8

F&D REF NO:



NAME OF PROJECT: PORT CHESTER HIGH SCHOOL
ADDITIONS, ALTERATIONS AND RELATED WORK

NAME OF OWNER: PORT CHESTER - RYE UFSD

DATE: 2/13/19

A/E PROJECT NO: 17295.03

ARCHITECT

CONTRACTION MANAGER

FULLER AND D'ANGELO, P.C.

SCHOOL CONSTRUCTION CONSULTANTS, INC.

45 KNOLLWOOD ROAD

190 MOTOR PARKWAY, SUITE 201

ELMSFORD, NEW YORK 10523

HAUPPAUGE, NY 22788

TEL: 914.592.4444 FAX: 914.592.1717

TEL: 631-567-0200 FAX: 631-567-6816

FROM (CO. NAME): Piazza

CONTACT NAME: Tony Monaco

TELEPHONE NUMBER: 914-741-4435 x 18

SUBJECT: AWI QCP

DISCIPLINE/TRADE: Finish carpentry

DWG./SPEC. REFERENCE:

QUESTION: Is the AWI QCP required for this project? We have been asked by an Architectural Woodworking company who follow AWI guidelines for all of their projects and are members of
AWI, but they are not QCP certified.

FIELD CONDITION

DRAWING/SPEC

DISCREPANCY

OWNER CHANGE

CLARIFICATION

CONTRACTOR'S SUGGESTION (IF APPLICABLE):

ANSWER

Comply with specifications quality assurance.

ARCHITECT'S SIGNATURE: [Signature]

DATE: 2.20.19

Note: review and any responses to this request for information by the architect/engineer is strictly for design intent only and does not constitute acknowledgement or acceptance of any cost or schedule implications unless specifically presented by the contractor. By submission of this request for information, the contractor assumes all responsibility in the absence of an approved change order or work directive.

END OF SECTION

RFI FORM

CONTRACTOR'S REQUEST FOR INFORMATION NO. 10

F&D RFI NO: _____

NAME OF PROJECT: PORT CHESTER HIGH SCHOOL
ADDITIONS, ALTERATIONS AND RELATED WORK

NAME OF OWNER: PORT CHESTER - RYE UFSD

DATE: 2/20/19

A/E PROJECT NO: 17295.03

ARCHITECT

FULLER AND D'ANGELO, P.C.

45 KNOLLWOOD ROAD

ELMSFORD, NEW YORK 10523

TEL: 914.592.4444 FAX: 914.592.1717

FROM (CO. NAME): Piazza

CONTACT NAME: Tony Monaco

TELEPHONE NUMBER: (914) - 741 - 4435 x 18

SUBJECT: Flooring

DISCIPLINE/TRADE: _____

DWG./SPEC. REFERENCE: See below

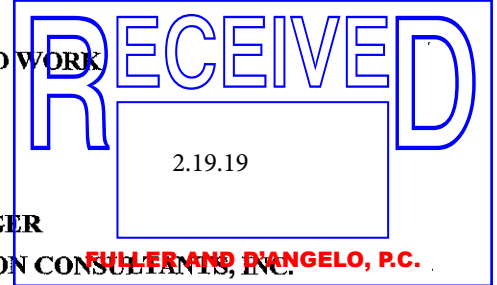
CONSTRUCTION MANAGER

SCHOOL CONSTRUCTION CONSULTANTS, INC.

190 MOTOR PARKWAY, SUITE 201

HAUPPAUGE, NY 22788

TEL: 631-567-0200 FAX: 631-567-6816



- 1) Section 096500-1 para 1.2G Resilient Athletic Flooring, is this product in Section 096566 ? Yes
- 2) Section 096500-4 para 2.1A.15 Integral covered base with cap strip; please confirm not required for this bid. Confirmed
- 3) Drawing A825 75 North Corridor is labeled as 297.2, Drawing A115 and A102 Detail 1A North Corridor is labeled 296.2, please clarify. Revise to 297.2
- 4) South Bridge on Drawing A102 Detail 1A is Labeled 279.1, other locations South Bridge is 297.1 Labeled 297.1 ? 5) Drawing A655 Details 5 & 10 Floor Isolation Pads and System is this for the Existing Weight Room alternate ? No. For third floor academic south wing slab
- 6) Drawing A825 Finish Color Schedule Legend Location / Remarks column of RBT-3, to be Weight Room Alternate GC-5 ? Yes
- 7) All Steps of Stairs I, J, K are to receive Metal Repair Stair Angle system as listed in section Section 096500-5 para 2.3B items 1-4 , please confirm. Yes

ARCHITECT'S SIGNATURE: *Fuller and D'Angelo* DATE: 2.20.19

Note: review and any responses to this request for information by the architect/engineer is strictly for design intent only and does not constitute acknowledgement or acceptance of any cost or schedule implications unless specifically presented by the contractor. By submission of this request for information, the contractor assumes all responsibility in the absence of an approved change order or work directive.

END OF SECTION

RFI FORM

CONTRACTOR'S REQUEST FOR INFORMATION NO. 11

NAME OF PROJECT: PORT CHESTER HIGH SCHOOL

ADDITIONS, ALTERATIONS AND RELATED WORK

NAME OF OWNER: PORT CHESTER - RYE UFSD

DATE: 2/19/19

A/E PROJECT NO: 17295.03

ARCHITECT

FULLER AND D'ANGELO, P.C.

45 KNOLLWOOD ROAD

ELMSFORD, NEW YORK 10523

TEL: 914.592.4444 FAX: 914.592.1717

FROM (CO. NAME):

Piazza

CONTACT NAME:

Tony Monaco

TELEPHONE NUMBER:

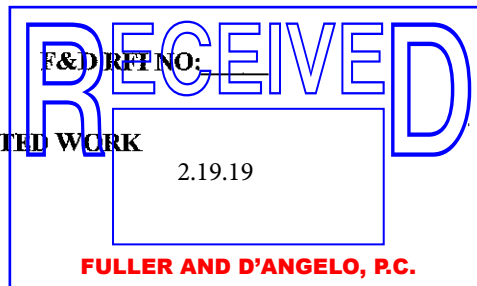
914-741-4435 x18

SUBJECT:

Windows

DISCIPLINE/TRADE:

See below



CONTRACTION MANAGER

SCHOOL CONSTRUCTION CONSULTANTS, INC.

190 MOTOR PARKWAY, SUITE 201

HAUPPAUGE, NY 22788

TEL: 631-567-0200 FAX: 631-567-6816

1. Detail 1/A110: At the Directors Office Rm #B124.2 there is an opening labeled "CW-2" ; there is no "CW-2" called for in the window schedule or shown in the elevations on sheet A725; Please clarify. **Change CW-2 to W9.**
2. Detail 1/A110: At Men's & Women's Lockers rooms; along the wall where doors #B43 and #B44 are located there are several openings that are not labeled on the floor plan, but called out as V.P. on elevations A-4/A160 and C-4/A161; Are these existing to remain? Are they new? Material and glass type? **Existing to remain.**
3. Addendum #1 "Drawing A110 – Gymnasium Partial Basement Plan" the clarification instructs us to locate the opening along column line M; column lines are shown but not labeled on sheet A110(nor are they labeled on any other sheet)
4. Addendum #1 "Drawing A111.1 – Partial First Floor Plan" Clarification directs us to replace note "Existing windows" with "Fire rated windows as indicated"; there is no Work Scope note to replace existing windows on this sheet. **See removal plans.**

3. No opening is referenced. Additional window area was added to window already located. See A110.4 and building elevations.

ARCHITECT'S SIGNATURE:

Fuller and D'Angelo

DATE: **2.20.19**

Note: review and any responses to this request for information by the architect/engineer is strictly for design intent only and does not constitute acknowledgement or acceptance of any cost or schedule implications unless specifically presented by the contractor. By submission of this request for information, the contractor assumes all responsibility in the absence of an approved change order or work directive.

END OF SECTION

PORT CHESTER-RYE UFSD
PORT CHESTER HIGH SCHOOL
ADDITIONS, ALTERATIONS AND RELATED WORK
RFI FORM

RFI FORM

CONTRACTOR'S REQUEST FOR INFORMATION NO. 12

F&D RFI NO:

NAME OF PROJECT: PORT CHESTER HIGH SCHOOL

ADDITIONS, ALTERATIONS AND RELATED WORK

NAME OF OWNER: PORT CHESTER - RYE UFSD

DATE: 2/19/19

A/E PROJECT NO: 17295.03

ARCHITECT

FULLER AND D'ANGELO, P.C.

45 KNOLLWOOD ROAD

ELMSFORD, NEW YORK 10523

TEL: 914.592.4444 FAX: 914.592.1717

FROM (CO. NAME):

Piazza

CONTACT NAME:

Tony Monaco

TELEPHONE NUMBER:

914-741-4435 x 18

SUBJECT:

Windows - Testing

DISCIPLINE/TRADE:

DWG./SPEC. REFERENCE:

Div 8 Curtain walls, Windows, Entrances

CW Spec states that owner will provide and pay for all testing.

Window Spec states "Provide Testing"

Please submit for response.

Is owner to provide and pay for all field testing of Windows, CW & Storefront or just as noted in the individual spec sections?

DISCREPANCY

OWNER CHANGE

CLARIFICATION

CONTRACTOR'S SUGGESTION (IF APPLICABLE):

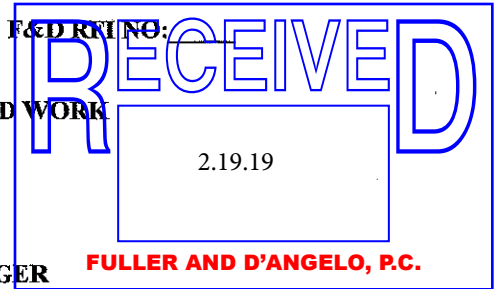
ANSWER

Curtain wall by Owner, other windows by GC.

ARCHITECT'S SIGNATURE: [Signature] DATE: 2.20.19

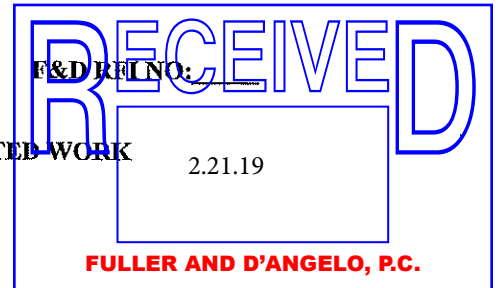
Note: review and any responses to this request for information by the architect/engineer is strictly for design intent only and does not constitute acknowledgement or acceptance of any cost or schedule implications unless specifically presented by the contractor. By submission of this request for information, the contractor assumes all responsibility in the absence of an approved change order or work directive.

END OF SECTION



RFI FORM

CONTRACTOR'S REQUEST FOR INFORMATION NO. 13



NAME OF PROJECT: PORT CHESTER HIGH SCHOOL
ADDITIONS, ALTERATIONS AND RELATED WORK

NAME OF OWNER: PORT CHESTER - RYE UFSD

DATE: 2/21/19

A/E PROJECT NO: 17295.03

ARCHITECT

FULLER AND D'ANGELO, P.C.

45 KNOLLWOOD ROAD

ELMSFORD, NEW YORK 10523

TEL: 914.592.4444 FAX: 914.592.1717

FROM (CO. NAME):

Piazza

CONTACT NAME:

Tony Monaco

TELEPHONE NUMBER:

914-741-4435 x 18

SUBJECT:

Site work

DISCIPLINE/TRADE:

DWG./SPEC. REFERENCE:

QUESTION:

Dwg. C-3...is temporary construction fence required around the infiltration system at the field? _____

*which detail is to be used for tree protection? Drawing SSP-002.00 or C-8? Follow C-8

*will Portchester and/or Rye Brook police be required for traffic control during temporary construction in village streets?

If yes. what is the hourly and daily 8 hour cost during day time hours Addendum clarification, see revised dwg.

Please submit following RFI...there is no grading plan, please provide SSP-100 General Notes

PLEASE SEE ATTACHED. can you confirm the school only wants 3" of asphalt? _____

That's too thin Follow previous addendum _____

___ OWNER CHANGE _____

___ CLARIFICATION _____

___ CONTRACTOR'S SUGGESTION (IF APPLICABLE): _____

ANSWER

ARCHITECT'S SIGNATURE: *Julia Jt* DATE: 2.27.19

Note: review and any responses to this request for information by the architect/engineer is strictly for design intent only and does not constitute acknowledgement or acceptance of any cost or schedule implications unless specifically presented by the contractor. By submission of this request for information, the contractor assumes all responsibility in the absence of an approved change order or work directive.

END OF SECTION

Paragraph 1.1.30: Add the following: Electrical Contractor shall provide and coordinate 3rd Party Commissioning as indicated in Section 26 0890 with Commissioning Agent.

↙ **SECTION 32 1216 ASPHALT PAVING**

3.16 Schedule Delete paragraphs A, B, and C.

Add: "All new asphalt paving shall be 6" subbase course – NYSDOT Item 304.12, type 2. 3" top course – NYSDOT item 403.178202, type 6 F2.

THE FOLLOWING ARE MODIFICATIONS, CLARIFICATIONS, DELETIONS OR ADDITIONS TO THE DRAWINGS:

GENERAL

1. Where workscope notes or other notations are connected to a dashed/solid outline of an area. The work shall be performed over the entirety of the outlined area. Note that multiple notes may be indicated with only one indicator line or arrow.
2. One Geo Technical Report exists and is copied in the specifications for reference. Report is dated December 20, 2016. Delete any references to any other dates.

Drawing SSP – 100.00

Note 5 Clarification: Removal of topsoil.

Add: Remove and replace topsoil as noted on the drawing for the entire playing field up to the temporary 8' height fence, except for the Note 6 area.

Note 5 & 6 Clarification: Note 6 applies only over the drainage chamber. Note 5 applies only under the trailer. (Revised drawings will be issued under separate addendum.)

DRAWING A10 – BLEACHER PLAN AND DETAILS

Note 3 Clarification: Delete "Remove damaged or spalled concrete".

Add: Repairs shall be made if required at the existing bases of the metal railings.

DRAWING A110 – GYMNASIUM PARTIAL BASEMENT PLAN

Change "CW-1" to "SF-1".

Clarification: Note that this storefront window system shall be constructed over a CMU backup wall. The window shall extend from the new wall at Colum line "M" to the existing exterior wall at Corridor B122.3.

DRAWING A110.2 – GYMNASIUM PARTIAL BASEMENT FLOOR PLAN

Toilets B132 & B136 Note toilet fixture wall, Type 7, which terminates at window opening at south end. Add: "Provide (2)2" insulated aluminum panel closure pieces. Anchor to window mullion and CMU partitions edges with continuous 1" x 1" angles. Cope edge to conform to window contours. Pre-finished white, both sides.

DRAWING A111 – GYMNASIUM FIRST FLOOR PLAN

Workscope note 4. Change "performing slab removal" to "performing pipe removal".

Partial First Floor Plan 1B:

Change "WS3" to "GS2".

DRAWING A111.1 – PARTIAL FIRST FLOOR PLAN

Delete workscope notes; Replace "existing windows" with "fire rated windows as indicated".

DRAWING A112 – GYMNASIUM SECOND FLOOR PLAN

Partial Second Floor Plan 1B:

Clarification: Stairs I and J shall be Alternate GC-4. Typical for the entirety of the stairwells.

RFI FORM

CONTRACTOR'S REQUEST FOR INFORMATION NO. 4 Rev 1

F&D RFI NO: _____

NAME OF PROJECT: PORT CHESTER HIGH SCHOOL
ADDITIONS, ALTERATIONS AND RELATED WORK

NAME OF OWNER: PORT CHESTER - RYE UFSD

DATE: 2/5/19

A/E PROJECT NO: 17295.03

ARCHITECT

FULLER AND D'ANGELO, P.C.

45 KNOLLWOOD ROAD

ELMSFORD, NEW YORK 10523

TEL: 914.592.4444 FAX: 914.592.1717

FROM (CO. NAME):

Piazza

CONTACT NAME:

Tony Monaco

TELEPHONE NUMBER:

(914) 741-4435 x 18

SUBJECT: _____

DISCIPLINE/TRADE: _____

DWG./SPEC. REFERENCE:

Drawing C-2 and P203

QUESTION: Confirm that the GC performs all earthwork for all utility work shown 2/P203 is by the GC. The only pipework by the GC is the storm piping and structures/catch basins. PC installs roof drains

FIELD CONDITION

to structures. GC also provides

DRAWING/SPEC

and installs sanitary manholes

DISCREPANCY

NOT sanitary piping, nor domestic or fire water mains nor gas piping (All PC)

OWNER CHANGE

CLARIFICATION

Please clarify/confirm.

CONTRACTOR'S SUGGESTION (IF APPLICABLE): _____

ANSWER

Rev 1 There is some contradictory information on P206 regarding sanitary connection in the street. P203 says piping by PC.

Drawing P203 will be re-issued in upcoming addendum for clarification.

ARCHITECT'S SIGNATURE:

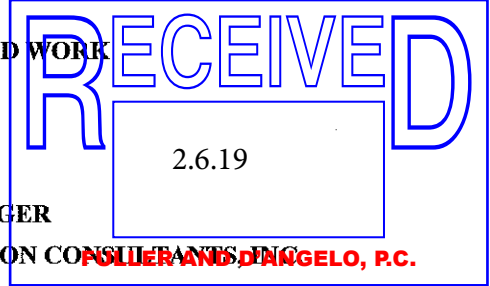
[Signature]

DATE:

2.14.19

Note: review and any responses to this request for information by the architect/engineer is strictly for design intent only and does not constitute acknowledgement or acceptance of any cost or schedule implications unless specifically presented by the contractor. By submission of this request for information, the contractor assumes all responsibility in the absence of an approved change order or work directive.

END OF SECTION



SENT 2/26/19

PORT CHESTER-RYE UFSD
PORT CHESTER HIGH SCHOOL
ADDITIONS, ALTERATIONS AND RELATED WORK
RFI FORM

RFI FORM

CONTRACTOR'S REQUEST FOR INFORMATION NO. _____

F&D RFI NO: #15

NAME OF PROJECT: PORT CHESTER HIGH SCHOOL

ADDITIONS, ALTERATIONS AND RELATED WORK

NAME OF OWNER: PORT CHESTER - RYE UFSD

DATE: 2/26/2019

A/E PROJECT NO: 17295.03

ARCHITECT

CONSTRUCTION MANAGER

FULLER AND D'ANGELO, P.C.

SCHOOL CONSTRUCTION CONSULTANTS, INC.

45 KNOLLWOOD ROAD

190 MOTOR PARKWAY, SUITE 201

ELMSFORD, NEW YORK 10523

HAUPPAUGE, NY 22788

TEL: 914.592.4444 FAX: 914.592.1717

TEL: 631-567-0200 FAX: 631-567-6816

FROM (CO. NAME): PIAZZA BROTHERS

CONTACT NAME: TONY MANACO TONY@PIAZZABROTHERS.COM

TELEPHONE NUMBER: 914-741-4435

SUBJECT: SITEWORK / SURFACE

DISCIPLINE/TRADE: SITEWORK

DWG./SPEC. REFERENCE: C-5

QUESTION: NORTH D-ZONE EVENTS AREA, THE NEW DRAIN PIPE & MH WILL DISTURB THE SURFACE.

ARE WE TO INCLUDE RESTORATION OF RUBBER SURFACE IN THOSE AREAS?

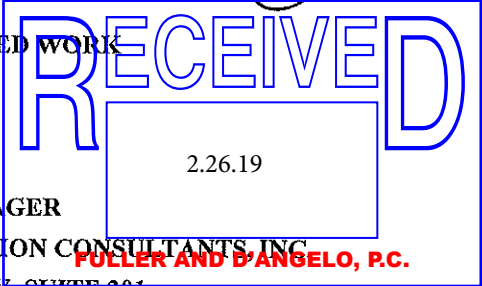
- FIELD CONDITION
- DRAWING/SPEC
- DISCREPANCY
- OWNER CHANGE
- CLARIFICATION
- CONTRACTOR'S SUGGESTION (IF APPLICABLE):

ANSWER

See workscope note drawing C1.

ARCHITECT'S SIGNATURE: *[Signature]* DATE: 2.27.19

Note: review and any responses to this request for information by the architect/engineer is strictly for design intent only and does not constitute acknowledgement or acceptance of any cost or schedule implications unless specifically presented by the contractor. By submission of this request for information, the contractor assumes all responsibility in the absence of an approved change order or work directive.
END OF SECTION



RFI FORM

CONTRACTOR'S REQUEST FOR INFORMATION NO. _____

F&D RFI NO: #16

NAME OF PROJECT: PORT CHESTER HIGH SCHOOL

ADDITIONS, ALTERATIONS AND RELATED WORK

NAME OF OWNER: PORT CHESTER - RYE UFSD

DATE: _____

A/E PROJECT NO: 17295.03

ARCHITECT

FULLER AND D'ANGELO, P.C.

45 KNOLLWOOD ROAD

ELMSFORD, NEW YORK 10523

TEL: 914.592.4444 FAX: 914.592.1717

FROM (CO. NAME): PIAZZA BROTHERS

CONTACT NAME: TONY MANACO TONY@PIAZZABROTHERS.COM

TELEPHONE NUMBER: 914-741-4435

SUBJECT: SITEWORK

DISCIPLINE/TRADE: SITEWORK NOTE 5 & 6 ON SSP-100.00

DWG./SPEC. REFERENCE: SSP-100.00

QUESTION: DOSE THE WORK FOR NOTES 5 & 6.
STAY IN PLACE OR REMOVED AT THE END
OF JOB AND RESTORED?
CAN YOU CUMPLY?

FIELD CONDITION _____

DRAWING/SPEC _____

DISCREPANCY _____

OWNER CHANGE _____

CLARIFICATION _____

CONTRACTOR'S SUGGESTION (IF APPLICABLE): _____

ANSWER

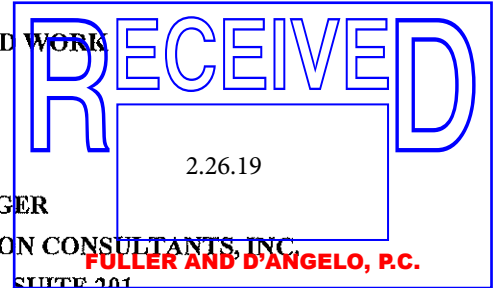
Addendum clarification see specifications and drawing SSP 100

ARCHITECT'S SIGNATURE: *[Signature]*

DATE: 2.27.19

Note: review and any responses to this request for information by the architect/engineer is strictly for design intent only and does not constitute acknowledgement or acceptance of any cost or schedule implications unless specifically presented by the contractor. By submission of this request for information, the contractor assumes all responsibility in the absence of an approved change order or work directive.

END OF SECTION



RFI FORM CONTRACTOR'S REQUEST FOR INFORMATION NO. 2

F&D RFI NO NAME OF PROJECT: PORT CHESTER HIGH SCHOOL
ADDITIONS, ALTERATIONS AND RELATED WORK

NAME OF OWNER: PORT CHESTER- RYE UFSD

DATE: 02-05-19 A/E PROJECT NO:17295.03

ARCHITECT: FULLER AND D'ANGELO, P.C. CONSTRUCTION MANAGER

SCHOOL CONSTRUCTION CONSULTANTS, INC.

45 KNOLLWOOD ROAD 190 MOTOR PARKWAY, SUITE 201

ELMSFORD, NEW YORK 10523 HAUPPAUGE, NY 22788

TEL: 914.592.4444 FAX: 914.592.1717 TEL: 631-567-0200 FAX: 631-567-6816

frankd@fullerdangelo.com wr@scc-cm.com

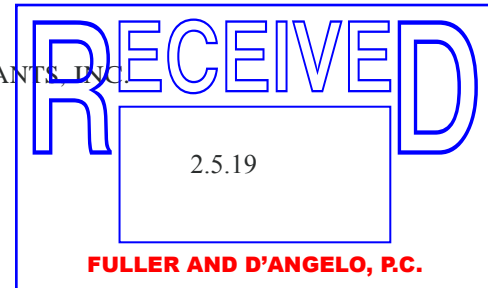
FROM (CO. NAME): ROK-BUILT CONSTRUCTION, INC.

CONTACT NAME: ANGELO FERRI

TELEPHONE NUMBER 914-962-5337

SUBJECT: DISCIPLINE/TRADE: GENERAL CONSTRCUTION DWG./SPEC. REFERENCE:

QUESTION:



- 1) Has the Village/Town already approved the takeover of 1/2 of College Avenue for the duration of construction? See S5P-130.00. If not what must the contractor do for approval?
- 2) Same question as above for Tamarack Road. Refer to drawing SSP-140.00.
- 3) Who is the manufacturer/warranty holder of the existing EPDM roof?
- 4) Please provide the geotechnical report from The Geotechnical Dept. dated Aug. 23, 2017. The project manual contains the earlier report dated Dec. 20, 2016.
- 5) S131 shows a BF-3 on the "F" line, but S501 does not show a braced frame elevation BF-3. Please provide.
- 6) On drawg. A111.1 work notes W52 and W53 call for provision of new wall pads to match existing, No wall pads are shown or scheduled for removal on AR111. Please quantify the extent of pad replacement.
- 7) On drwg. A111.1 work notes call for tothing in of block in-fill. What openings require new masonry?
- 8) In detail 3/AR110, demo notes call for removal of an area way and basement window. How is this opening filled? There is no new work plan for room B106.2.
- 9) There is no Utility Plan. For the existing transformer west of the new gym addition, what is the path of the feeder conduits form the street to the transformer and from the transformer to the building?
- 10) A note on A416 calls for temporary steel piles/shoring to retain earth at transformer area. Per dimensions on S110, the retaining wall footing extends 4' – 6" from F.O. wall. Per A416, the transformer is 3' – 8 3/4" from the F.O. wall. So the footing extends more than a foot beyond the edge of the transformer's housekeeping pad. Even if we drove shoring at an angle to undercut the transformer and feeder conduits, we would not have room to form, pour, and strip the wall and footing and install the footing drain, gravel, and compacted backfill while working under the shoring.
- 11) Drwg. S110 does not show B.O. footing elevations. It does show the top of slab on grade in the existing buildings to be 87.5'. The elevations on A416 show the bottom of footing for the whole length of the stairs and retaining wall to be about 10' below that elevation. What is the elevation of the existing building footing at that location? The new footing shouldn't be deeper than that.
- 12) What does the 20' radius line in detail 1/A416 represent?

___ FIELD CONDITION

___ DRAWING/SPEC

___ DISCREPANCY

___ OWNER CHANGE

Refer to attached responses.

___ CLARIFICATION

___ CONTRACTOR'S SUGGESTION IF APPLICABLE)

ANSWER

ARCHITECT'S SIGNATURE: Ed Di Jt Date: 2.14.19

Note: review and any responses to this request for information by the architect/engineer is strictly for design intent only and does not constitute acknowledgement or acceptance of any cost or schedule implications unless specifically presented by the contractor. By submission of this request for information, the contractor assumes all responsibility in the absence of an approved change order or work directive.

END OF SECTION

00 2115 - 1

FULLER AND D'ANGELO, PC
ARCHITECTS AND PLANNERS

1. Village has approved the site safety plans. Street takeover is for the duration of crane operations only. Upon completion of cranes operations street barriers are to move to curbs along the high school sides.
2. Refer to above response.
3. Refer to upcoming addendum.
4. Refer to upcoming addendum.
5. Refer to upcoming addendum.
6. Refer to upcoming addendum.
7. Refer to upcoming addendum.
8. Refer to upcoming addendum.
9. Refer to section 01-7000(2.3) and elsewhere in the contract documents.
10. Refer to upcoming addendum.
11. Refer to upcoming addendum.
12. Refer to upcoming addendum.

RFI FORM

CONTRACTOR'S REQUEST FOR INFORMATION NO. 1

F&D RFI NO: _____

NAME OF PROJECT: PORT CHESTER HIGH SCHOOL
ADDITIONS, ALTERATIONS AND RELATED WORK

NAME OF OWNER: PORT CHESTER- RYE UFSD

DATE: 01-29-19

A/E PROJECT NO:17295.03

ARCHITECT

FULLER AND D'ANGELO, P.C.

45 KNOLLWOOD ROAD

ELMSFORD, NEW YORK 10523

TEL: 914.592.4444 FAX: 914.592.1717

FROM (CO. NAME): ROK-BUILT CONSTRUCTION, INC.

CONTACT NAME: ANGELO FERRI

TELEPHONE NUMBER 914-962-5337

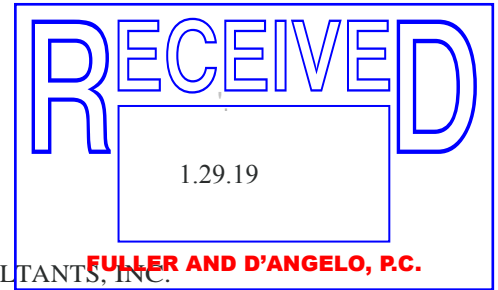
SUBJECT:

DISCIPLINE/TRADE: GENERAL CONSTRUCUTION

DWG./SPEC. REFERENCE:

QUESTION:

- 1) Refer to spec. page 002113-2 item 1.6A and 1.7A Are there 5 prime bids or 4? Is the Athletic field work a separate prime bid?
- 2) Refer to 007310-1 and 015000-4: Confirm that each prime contractor is responsible for their own debris dumpsters for offsite disposal of their debris.
- 3) Refer to 051200-1 item C.1.a: requiring both the steel fabricator and erector to each be AISC certified drastically reduces the firms qualified to bid within an 80 mile radius to 2 or 3 if they choose Please revise requirement to "comply with AISC standards"



___ FIELD CONDIT

___ DRAWING/S

___ DISCREPANC

___ OWNER CHA

___ CLARIFICATIO

___ CONTRACTOR

ANSWER

1. Only 4 primes. The new athletic field work is not within the scope of work.
2. Each prime is responsible for their own dumpster and carting service. The specifications will be revised by addendum.
3. Specifications section 1.3-C-1-c states that the "AISC Certification for Fabricators and Erectors may be waived at the discretion of Owner, Architect, and Engineer provided acceptable written quality assurance and quality control plan is submitted." If a fabricator and erector comply with AISC standards and submit the written quality assurance and quality control plan to show they follow AISC standards, they do not need to be AISC certified.

ARCHITECT'S SIGNATURE: *Earl Di Jt*

Date: 2.3.19

Note: review and any responses to this request for information by the architect/engineer is strictly for design intent only and does not constitute acknowledgement or acceptance of any cost or schedule implications unless specifically presented by the contractor. By submission of this request for information, the contractor assumes all responsibility in the absence of an approved change order or work directive.

END OF SECTION

RFI FORM

CONTRACTOR'S REQUEST FOR INFORMATION NO. 1

F&D RFI NO: _____

NAME OF PROJECT: PORT CHESTER HIGH SCHOOL
ADDITIONS, ALTERATIONS AND RELATED WORK

NAME OF OWNER: PORT CHESTER- RYE UFSD

DATE: 01-29-19

A/E PROJECT NO:17295.03

ARCHITECT

FULLER AND D'ANGELO, P.C.

45 KNOLLWOOD ROAD

ELMSFORD, NEW YORK 10523

TEL: 914.592.4444 FAX: 914.592.1717

FROM (CO. NAME): ROK-BUILT CONSTRUCTION, INC.

CONTACT NAME: ANGELO FERRI

TELEPHONE NUMBER 914-962-5337

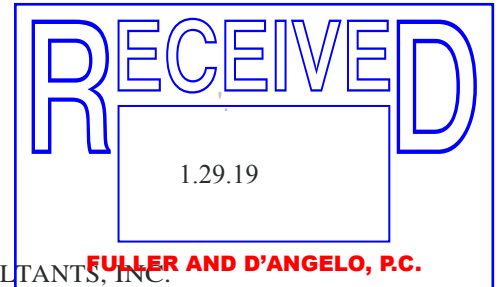
SUBJECT:

DISCIPLINE/TRADE: GENERAL CONSTRUCUTION

DWG./SPEC. REFERENCE:

QUESTION:

- 1) Refer to spec. page 002113-2 item 1.6A and 1.7A Are there 5 prime bids or 4? Is the Athletic field work a separate prime bid?
- 2) Refer to 007310-1 and 015000-4: Confirm that each prime contractor is responsible for their own debris dumpsters for offsite disposal of their debris.
- 3) Refer to 051200-1 item C.1.a: requiring both the steel fabricator and erector to each be AISC certified drastically reduces the firms qualified to bid within an 80 mile radius to 2 or 3 if they choose Please revise requirement to "comply with AISC standards"



___ FIELD CONDIT

___ DRAWING/S

___ DISCREPANC

___ OWNER CHA

___ CLARIFICATI

___ CONTRACTO

ANSWER

1. Only 4 primes. The new athletic field work is not within the scope of work. The general construction contractor is responsible for
2. ~~Each prime is responsible for their own dumpster and carting service.~~
The specifications will be revised by addendum.
3. Specifications section 1.3-C-1-c states that the "AISC Certification for Fabricators and Erectors may be waived at the discretion of Owner, Architect, and Engineer provided acceptable written quality assurance and quality control plan is submitted." If a fabricator and erector comply with AISC standards and submit the written quality assurance and quality control plan to show they follow AISC standards, they do not need to be AISC certified.

ARCHITECT'S SIGNATURE: *Paul Di J...*

Date: 2.3.19 2.14.19
Rev 1

Note: review and any responses to this request for information by the architect/engineer is strictly for design intent only and does not constitute acknowledgement or acceptance of any cost or schedule implications unless specifically presented by the contractor. By submission of this request for information, the contractor assumes all responsibility in the absence of an approved change order or work directive.

END OF SECTION

RFI FORM CONTRACTOR'S REQUEST FOR INFORMATION NO. 3

F&D RFI NO NAME OF PROJECT: PORT CHESTER HIGH SCHOOL
ADDITIONS, ALTERATIONS AND RELATED WORK

NAME OF OWNER: PORT CHESTER- RYE UFSD

DATE: 02-12-19 A/E PROJECT NO:17295.03

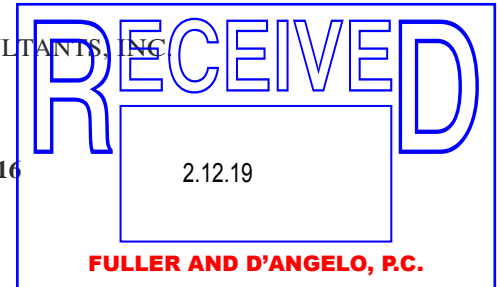
ARCHITECT: FULLER AND D'ANGELO, P.C.
45 KNOLLWOOD ROAD
ELMSFORD, NEW YORK 10523
TEL: 914.592.4444 FAX: 914.592.1717
frankd@fullerdangelo.com

CONSTRUCTION MANAGER: SCHOOL CONSTRUCTION CONSULTANTS, INC.
190 MOTOR PARKWAY, SUITE 201
HAUPPAUGE, NY 22788
TEL: 631-567-0200 FAX: 631-567-6816
wr@scc-cm.com

FROM (CO. NAME): ROK-BUILT CONSTRUCTION, INC.

CONTACT NAME: ANGELO FERRI

TELEPHONE NUMBER 914-962-5337



SUBJECT: DISCIPLINE/TRADE: GENERAL CONSTRCUTION DWG./SPEC. REFERENCE:

QUESTION:

- 1) Details on A456 show a pre-finished ceiling suspension system (T.B.D) at the exterior side of the Academic Addition window heads. If the material is not determined, please provide an allowance for bidding purposes.
- 2) Are the new railings in Alt. GC-2 to be steel, galvanized steel, or aluminum?
- 3) The description of Alt. GC-2 in 012300 and the scope notes on drwg. A10 do not include asphalt, but a note on A10 calls for it. If required, please specify type, thickness, and subbase requirement.
- 4) Can you provide a spec, or any additional information on the wrought iron fence in Alt. GC-3?
- 5) Drwg. A800 and A801 are marked "N.I.C. Reference Only". To what work does this note pertain?
- 6) Vision panel VP-5 (Alt. 5) does not appear on the window or vision panel schedules. Please provide frame type, glazing, head, sill, and jamb conditions.
- 7) In detail 47/A629. Typical Gutter Drain, what is the triangular shape fastened to the slab under the wood blocking between the gutter and the metal roof?
- 8) Can the urns for Alternates 7 and 7A be done in cast stone rather than GFRC?
- 9) Elevation 2/A300 shows aluminum storefront CW-1 on column line M. The structural drwgs. show a CMU wall at that location with roof beam bearing on the 45° corner: Is CW-1 shown on A725 as SF-1 and it should have a 45° center mullion?
- 10) Section 116001 describes stage platforms. None are shown on the drawings. How many are required?
- 11) Drwg. A400 shows the work "Concession" over the coiling shutter. What type of signage is that? It is not described in section 101400.
- 12) Refer to drwg. ASB-100: Is the floor tile in room B119 to be abated? Chart does not indicate floor tile abatement for this room.
- 13) Refer to drwg. ASB0-100 and AR110: Does door #003 get removed?
- 14) Refer to spec. page 011000-4 and drawing AR110 notes R17, 7& 11: Confirm each prime contractor is responsible for their own cutting, patching and earthwork within this existing basement area.
- 15) Refer to drwg. A12: Which prime contractor is responsible for the Radon system?
- 16) What is the budget cost for General Construction Contract #1?

___ FIELD CONDITION
___ DRAWING/SPEC
___ DISCREPANCY
___ OWNER CHANGE
___ CLARIFICATION

_____(CONTRACTOR'S SUGGESTION IF APPLICABLE)

ANSWER

Refer to attached responses.

ARCHITECT'S SIGNATURE: Full Di Jt

Date: 2.14.19

Note: review and any responses to this request for information by the architect/engineer is strictly for design intent only and does not constitute acknowledgement or acceptance of any cost or schedule implications unless specifically presented by the contractor. By submission of this request for information, the contractor assumes all responsibility in the absence of an approved change order or work directive.

END OF SECTION

00 2115 - 1


FULLER AND D'ANGELO, PC
ARCHITECTS AND PLANNERS

1. Refer to upcoming addendum.
2. Refer to upcoming addendum.
3. Refer to upcoming addendum.
4. Provide per detail. Intent is to match existing. Field verify.
5. Delete notation to NIC. Refer to upcoming addendum.
6. Refer to upcoming addendum.
7. Refer to detail 19/A627
8. Cast stone. Refer to upcoming addendum.
9. Refer to upcoming addendum.
10. Refer to upcoming addendum.
11. Refer to upcoming addendum.
12. Refer to upcoming addendum.
13. Refer to upcoming addendum.
14. Refer to upcoming addendum.
15. Refer to upcoming addendum.
16. Budget range \$23mil. -\$24.2mil.

PORT CHESTER-RYE UFSD
PORT CHESTER HIGH SCHOOL
ADDITIONS, ALTERATIONS AND RELATED WORK
RFI FORM

RFI FORM

CONTRACTOR'S REQUEST FOR INFORMATION NO. 1



NAME OF PROJECT: PORT CHESTER HIGH SCHOOL
ADDITIONS, ALTERATIONS AND RELATED WORK

NAME OF OWNER: PORT CHESTER - RYE UFSD

DATE: 2/25/19

A/E PROJECT NO: 17295.03

ARCHITECT

CONTRACTION MANAGER

FULLER AND D'ANGELO, P.C.

SCHOOL CONSTRUCTION CONSULTANTS, INC.

45 KNOLLWOOD ROAD

190 MOTOR PARKWAY, SUITE 201

ELMSFORD, NEW YORK 10523

HAUPPAUGE, NY 22788

TEL: 914.592.4444 FAX: 914.592.1717

TEL: 631-567-0200 FAX: 631-567-6816

FROM (CO. NAME): Southeast Mechanical Corporation

CONTACT NAME: Andrew Blanar

TELEPHONE NUMBER: 845-279-3793

SUBJECT: Lined Ductwork

DISCIPLINE/TRADE: HVAC

DWG./SPEC. REFERENCE: N/A

QUESTION: Drawings call for liner at certain places that refer to supply and return requiring liner. Are ERU'S make-up air considered supply and exhaust considered return?

FIELD CONDITION

DRAWING/SPEC

DISCREPANCY

OWNER CHANGE

CLARIFICATION

CONTRACTOR'S SUGGESTION (IF APPLICABLE):

ANSWER

ERU make-up air to spaces is considered supply. All exhaust back to the ERU is considered return. Outdoor air to the ERU is considered supply. Exhaust ductwork from ERU to the exterior is to be lined within 10 ft of the exhaust outlet.

ARCHITECT'S SIGNATURE: RM

DATE: 2/27/19

Note: review and any responses to this request for information by the architect/engineer is strictly for design intent only and does not constitute acknowledgement or acceptance of any cost or schedule implications unless specifically presented by the contractor. By submission of this request for information, the contractor assumes all responsibility in the absence of an approved change order or work directive.

END OF SECTION

RFI FORM

CONTRACTOR'S REQUEST FOR INFORMATION NO. 02

F&D RFI NO: _____

NAME OF PROJECT: PORT CHESTER HIGH SCHOOL

ADDITIONS, ALTERATIONS AND RELATED WORK

NAME OF OWNER: PORT CHESTER - RYE UFSD

DATE: 02/22/2019

A/E PROJECT NO: 17295.03

ARCHITECT

FULLER AND D'ANGELO, P.C.

45 KNOLLWOOD ROAD

ELMSFORD, NEW YORK 10523

TEL: 914.592.4444 FAX: 914.592.1717

CONTRACTION MANAGER

SCHOOL CONSTRUCTION CONSULTANTS, INC. FULLER AND D'ANGELO, P.C.

190 MOTOR PARKWAY, SUITE 201

HAUPPAUGE, NY 22788

TEL: 631-567-0200 FAX: 631-567-6816

FROM (CO. NAME): Southeast Plumbing Corporation

CONTACT NAME: Steve Valastro

TELEPHONE NUMBER: 845-582-0526

SUBJECT: Fire Protection

DISCIPLINE/TRADE: Plumbing

DWG./SPEC. REFERENCE: P206 C-2

QUESTION: Who will get the permits to open up the street to connect the fire protection pipe from the street to the client property. Also, do we need a backflow precentor and a hot box for the fire protection pipes.

FIELD CONDITION

DRAWING/SPEC

DISCREPANCY

OWNER CHANGE

CLARIFICATION

CONTRACTOR'S SUGGESTION (IF APPLICABLE): _____

ANSWER

PC TO OBTAIN ALL PERMITS PER SPEC

SEE ADDENDUM FOR BACKFLOW PREVENTER VAULT

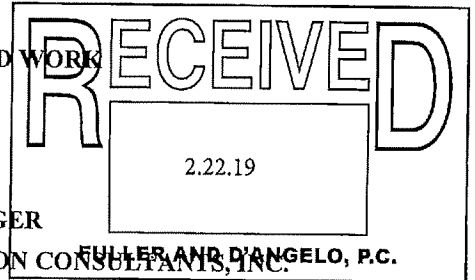
Touly D'Ala 2/28/19

ARCHITECT'S SIGNATURE: _____

DATE: _____

Note: review and any responses to this request for information by the architect/engineer is strictly for design intent only and does not constitute acknowledgement or acceptance of any cost or schedule implications unless specifically presented by the contractor. By submission of this request for information, the contractor assumes all responsibility in the absence of an approved change order or work directive.

END OF SECTION



RFI FORM

CONTRACTOR'S REQUEST FOR INFORMATION NO. 02

F&D RFI NO: _____

NAME OF PROJECT: PORT CHESTER HIGH SCHOOL

ADDITIONS, ALTERATIONS AND RELATED WORK

NAME OF OWNER: PORT CHESTER - RYE UFSD

DATE: 02/22/2019

A/E PROJECT NO: 17295.03

ARCHITECT

FULLER AND D'ANGELO, P.C.

45 KNOLLWOOD ROAD

ELMSFORD, NEW YORK 10523

TEL: 914.592.4444 FAX: 914.592.1717

CONTRACTION MANAGER

SCHOOL CONSTRUCTION FULLER AND D'ANGELO, P.C.
CONSULTANTS, INC.

190 MOTOR PARKWAY, SUITE 201

HAUPPAUGE, NY 22788

TEL: 631-567-0200 FAX: 631-567-6816

FROM (CO. NAME): Southeast Plumbing Corporation

CONTACT NAME: Steve Valastro

TELEPHONE NUMBER: 845-582-0526

SUBJECT: Sanitary

DISCIPLINE/TRADE: Plumbing

DWG./SPEC. REFERENCE: P206 C-2

QUESTION: Who will get the permits to open up the street to connect the sanitary pipe from the street to the client property.

FIELD CONDITION

DRAWING/SPEC

DISCREPANCY

OWNER CHANGE

CLARIFICATION

CONTRACTOR'S SUGGESTION (IF APPLICABLE):

ANSWER

PC TO OBTAIN PERMITS
PER SPEC

Paul G. Valastro 2/28/19

ARCHITECT'S SIGNATURE: _____

DATE: _____

Note: review and any responses to this request for information by the architect/engineer is strictly for design intent only and does not constitute acknowledgement or acceptance of any cost or schedule implications unless specifically presented by the contractor. By submission of this request for information, the contractor assumes all responsibility in the absence of an approved change order or work directive.

END OF SECTION

RFI FORM

CONTRACTOR'S REQUEST FOR INFORMATION NO. 01

NAME OF PROJECT: **PORT CHESTER HIGH SCHOOL**

ADDITIONS, ALTERATIONS AND RELATED WORK

NAME OF OWNER: **PORT CHESTER - RYE UFSD**

DATE: 02/21/2019

A/E PROJECT NO: **17295.03**

ARCHITECT

FULLER AND D'ANGELO, P.C.

45 KNOLLWOOD ROAD

ELMSFORD, NEW YORK 10523

TEL: 914.592.4444 FAX: 914.592.1717

FROM (CO. NAME): Southeast Plumbing Corporation

CONTACT NAME: Steve Valastro

TELEPHONE NUMBER: 845-582-0526

SUBJECT: Gas line connection

DISCIPLINE/TRADE: Plumbing

DWG./SPEC. REFERENCE: P206 and C-2

QUESTION: Please confirm that the we are just connecting from the curb box to curb box for the 3" gas pipe which is indicated on drawing P206. Also, we want to get clarification if we are providing new gas meter rig or connecting to an existing one.

FIELD CONDITION

DRAWING/SPEC P206 and C-2

DISCREPANCY

OWNER CHANGE

CLARIFICATION

CONTRACTOR'S SUGGESTION (IF APPLICABLE):

ANSWER

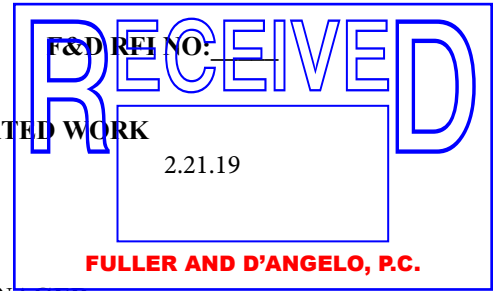
P206 says connect to curb boxes. Existing meter rig is to remain.

ARCHITECT'S SIGNATURE: *Fuller and D'Angelo*

DATE: 2.26.19

Note: review and any responses to this request for information by the architect/engineer is strictly for design intent only and does not constitute acknowledgement or acceptance of any cost or schedule implications unless specifically presented by the contractor. By submission of this request for information, the contractor assumes all responsibility in the absence of an approved change order or work directive.

END OF SECTION



RFI FORM

CONTRACTOR'S REQUEST FOR INFORMATION NO. 1

F&D RFI NO: _____

NAME OF PROJECT: **PORT CHESTER HIGH SCHOOL**
ADDITIONS, ALTERATIONS AND RELATED WORK

NAME OF OWNER: **PORT CHESTER - RYE UFSD**

DATE: 2/11/19

A/E PROJECT NO: **17295.03**

ARCHITECT

FULLER AND D'ANGELO, P.C.

45 KNOLLWOOD ROAD

ELMSFORD, NEW YORK 10523

TEL: **914.592.4444** FAX: **914.592.1717**

FROM (CO. NAME): Stalco Construction, Inc.

CONTACT NAME: Jason Smolansky

TELEPHONE NUMBER: 631-254-6767

SUBJECT: Stalco RFI #1

DISCIPLINE/TRADE: Concrete

DWG./SPEC. REFERENCE: Structural Drawings

QUESTION: Subcontractors request to please provide new footing elevations for additions as shown on structural drawings

FIELD CONDITION

DRAWING/SPEC

DISCREPANCY

OWNER CHANGE

CLARIFICATION

CONTRACTOR'S SUGGESTION (IF APPLICABLE):

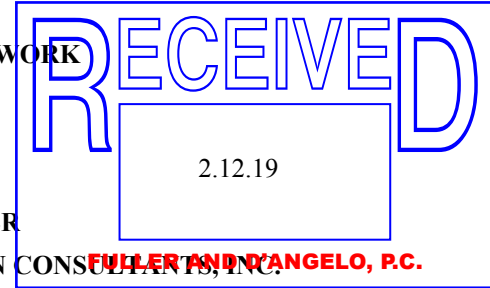
ANSWER

Refer to upcoming addendum.

ARCHITECT'S SIGNATURE: *Fuller D'Angelo* DATE: 2.14.19

Note: review and any responses to this request for information by the architect/engineer is strictly for design intent only and does not constitute acknowledgement or acceptance of any cost or schedule implications unless specifically presented by the contractor. By submission of this request for information, the contractor assumes all responsibility in the absence of an approved change order or work directive.

END OF SECTION



RFI FORM

CONTRACTOR'S REQUEST FOR INFORMATION NO. 1

F&D RFI NO: _____

NAME OF PROJECT: PORT CHESTER HIGH SCHOOL
ADDITIONS, ALTERATIONS AND RELATED WORK

NAME OF OWNER: PORT CHESTER - RYE UFSD

DATE: 2/22/19

A/E PROJECT NO: 17295.03

ARCHITECT

FULLER AND D'ANGELO, P.C.

45 KNOLLWOOD ROAD

ELMSFORD, NEW YORK 10523

TEL: 914.592.4444 FAX: 914.592.1717

FROM (CO. NAME): Talt Electric

CONTACT NAME: Elias Eliopoulos

TELEPHONE NUMBER: 914-632-5762

SUBJECT: Lightning Protection

DISCIPLINE/TRADE: Electric

DWG./SPEC. REFERENCE: E307 & E705 26 0785

QUESTION: Crowley would like to clarify if the existing building has lightning protection? In order for Crowley to obtain a Master label, the new additions and existing building need to have a complete lightning system.

FIELD CONDITION

DRAWING/SPEC

DISCREPANCY

OWNER CHANGE

CLARIFICATION

CONTRACTOR'S SUGGESTION (IF APPLICABLE): _____

ANSWER

I believe it's pretty clear that the entire existing building has existing lighting coverage. The two additions are indicating full coverage lighting protection. Provide master label.

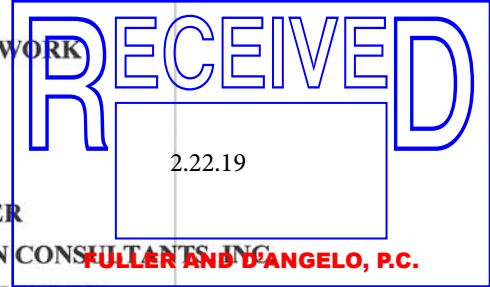
ARCHITECT'S SIGNATURE: _____

Elias Eliopoulos

DATE: 2.25.19

Note: review and any responses to this request for information by the architect/engineer is strictly for design intent only and does not constitute acknowledgement or acceptance of any cost or schedule implications unless specifically presented by the contractor. By submission of this request for information, the contractor assumes all responsibility in the absence of an approved change order or work directive.

END OF SECTION



RFI FORM

CONTRACTOR'S REQUEST FOR INFORMATION NO. 2

F&D RFI NO:

NAME OF PROJECT: **PORT CHESTER HIGH SCHOOL
ADDITIONS, ALTERATIONS AND RELATED WORK**

NAME OF OWNER: **PORT CHESTER - RYE UFSD**

DATE: 15 Feb 2019

A/E PROJECT NO: **17295.03**

ARCHITECT

FULLER AND D'ANGELO, P.C.

45 KNOLLWOOD ROAD

ELMSFORD, NEW YORK 10523

TEL: 914.592.4444 FAX: 914.592.1717

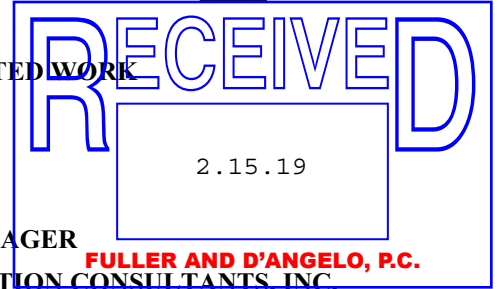
CONTRACTOR

SCHOOL CONSTRUCTION CONSULTANTS, INC.

190 MOTOR PARKWAY, SUITE 201

HAUPPAUGE, NY 22788

TEL: 631-567-0200 FAX: 631-567-6816



FROM (CO. NAME): Wernert Construction

CONTACT NAME: Marc Gessner

TELEPHONE NUMBER: 203-869-1110

SUBJECT: Millwork & Interior Trim

DISCIPLINE/TRADE: Millwork & Interior Trim

DWG./SPEC. REFERENCE: _____

QUESTION: 1. 35/A729 - SS Header is shown. There is also SS Window Stool. Question - are there any SS Jamb Extensions? 2. 42/A729 - existing Wood Stool to be refinished. Question - only Wood Stool? 3. Finish Schedule cols for PL-1 to be used for the inside of drawers. I assume it applies for all P-lam casework drawers. Please confirm.

FIELD CONDITION _____

DRAWING/SPEC _____

DISCREPANCY _____

OWNER CHANGE _____

CLARIFICATION _____

CONTRACTOR'S SUGGESTION (IF APPLICABLE): _____

ANSWER

- 1. Clarify this question
- 2. Yes only wood stool
- 3. Delete reference to PL-1 inside drawers. Refer to specifications

ARCHITECT'S SIGNATURE: *Marc Gessner* DATE: 2.20.19

Note: review and any responses to this request for information by the architect/engineer is strictly for design intent only and does not constitute acknowledgement or acceptance of any cost or schedule implications unless specifically presented by the contractor. By submission of this request for information, the contractor assumes all responsibility in the absence of an approved change order or work directive.

END OF SECTION

RFI FORM

CONTRACTOR'S REQUEST FOR INFORMATION NO. 3

F&D RFI NO: _____

NAME OF PROJECT: **PORT CHESTER HIGH SCHOOL**
ADDITIONS, ALTERATIONS AND RELATED WORK

NAME OF OWNER: **PORT CHESTER - RYE UFSD**

DATE: 15 Feb 2019

A/E PROJECT NO: **17295.03**

ARCHITECT

FULLER AND D'ANGELO, P.C.

45 KNOLLWOOD ROAD

ELMSFORD, NEW YORK 10523

TEL: 914.592.4444 FAX: 914.592.1717

CONTRACTION MANAGER

SCHOOL CONSTRUCTION CONSULTANTS, INC.

190 MOTOR PARKWAY, SUITE 201

HAUPPAUGE, NY 22788

TEL: 631-567-0200 FAX: 631-567-6816

FROM (CO. NAME): Wernert Construction

CONTACT NAME: Marc Gessner

TELEPHONE NUMBER: 203-869-1110

SUBJECT: Millwork & Interior Trim

DISCIPLINE/TRADE: Millwork & Interior Trim

DWG./SPEC. REFERENCE: _____

QUESTION: 1. WILSONART, D456-60/CAFÉ CREAM/MATT FINISH - INSIDE DRAWERS - discontinued

2. WILSONART, WOOD TAPE/7243 S-2-86/JULE - erroneous spec

3. WILSONART, HW107 HIGH WEAR 0.50"/D417-60/LAPIS BLUE - not available in HW

FIELD CONDITION _____

DRAWING/SPEC _____

DISCREPANCY _____

OWNER CHANGE _____

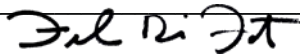
CLARIFICATION _____

CONTRACTOR'S SUGGESTION (IF APPLICABLE): _____

ANSWER

Final color selections will be made by Architect from available colors during submittal period.

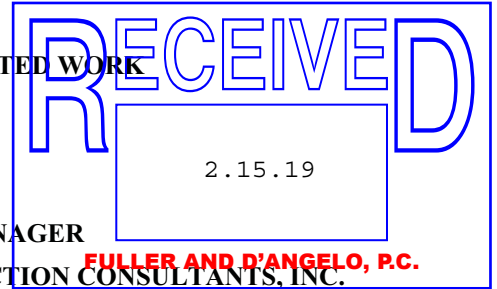
ARCHITECT'S SIGNATURE: _____



DATE: 2.20.19

Note: review and any responses to this request for information by the architect/engineer is strictly for design intent only and does not constitute acknowledgement or acceptance of any cost or schedule implications unless specifically presented by the contractor. By submission of this request for information, the contractor assumes all responsibility in the absence of an approved change order or work directive.

END OF SECTION



RFI FORM

CONTRACTOR'S REQUEST FOR INFORMATION NO. 4

F&D RFI NO: _____

NAME OF PROJECT: **PORT CHESTER HIGH SCHOOL**
ADDITIONS, ALTERATIONS AND RELATED WORK

NAME OF OWNER: **PORT CHESTER - RYE UFSD**

DATE: 15 Feb 2019

A/E PROJECT NO: **17295.03**

ARCHITECT

FULLER AND D'ANGELO, P.C.

45 KNOLLWOOD ROAD

ELMSFORD, NEW YORK 10523

TEL: 914.592.4444 FAX: 914.592.1717

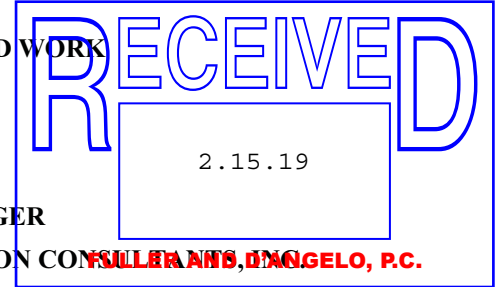
CONTRACTION MANAGER

SCHOOL CONSTRUCTION CONSULTANTS, P.C.

190 MOTOR PARKWAY, SUITE 201

HAUPPAUGE, NY 22788

TEL: 631-567-0200 FAX: 631-567-6816



FROM (CO. NAME): Wernert Construction

CONTACT NAME: Marc Gessner

TELEPHONE NUMBER: 203-869-1110

SUBJECT: Millwork & Interior Trim

DISCIPLINE/TRADE: Millwork & Interior Trim

DWG./SPEC. REFERENCE: _____

QUESTION: 1. Could not find the specs for cabinet pulls and tall cabinets.

Cabinet pulls in the specs are described as "ABC plastic, semi recessed..."

and also in A526 drawing the pulls ro tall cabinets are described as recessed.

Are all the cabinets pulls are recessed pulls? Could I get a spec for those?

___ FIELD CONDITION _____

___ DRAWING/SPEC _____

___ DISCREPANCY _____

___ OWNER CHANGE _____

___ CLARIFICATION _____

___ CONTRACTOR'S SUGGESTION (IF APPLICABLE): _____

ANSWER

All plastic laminate casework pulls shall be recessed plastic as manufactured by "Richelieu no.2869(ADA compliant) or equal.

ARCHITECT'S SIGNATURE: _____

DATE: 2.20.19

Note: review and any responses to this request for information by the architect/engineer is strictly for design intent only and does not constitute acknowledgement or acceptance of any cost or schedule implications unless specifically presented by the contractor. By submission of this request for information, the contractor assumes all responsibility in the absence of an approved change order or work directive.

END OF SECTION

RFI FORM

CONTRACTOR'S REQUEST FOR INFORMATION NO. 5

F&D RFI NO: _____

NAME OF PROJECT: **PORT CHESTER HIGH SCHOOL**
ADDITIONS, ALTERATIONS AND RELATED WORK

NAME OF OWNER: **PORT CHESTER - RYE UFSD**

DATE: 19 Feb 2019

A/E PROJECT NO: **17295.03**

ARCHITECT

FULLER AND D'ANGELO, P.C.

45 KNOLLWOOD ROAD

ELMSFORD, NEW YORK 10523

TEL: 914.592.4444 FAX: 914.592.1717

CONTRACTION MANAGER

SCHOOL CONSTRUCTION CONSULTANTS, INC.

190 MOTOR PARKWAY, SUITE 201

HAUPPAUGE, NY 22788

TEL: 631-567-0200 FAX: 631-567-6816

FROM (CO. NAME): Wernert Construction

CONTACT NAME: Marc Gessner

TELEPHONE NUMBER: 203-869-1110

SUBJECT: Millwork

DISCIPLINE/TRADE: Millwork

DWG./SPEC. REFERENCE: _____

QUESTION: 1. Display cabinets are these purchased or manufactured. Is there a spec for the hardware for sliding glass doors?. 2. Classroom 250 in A120 (Along with others) are shown to have some casework, but not shown on any enlarged plans, can you point to details. 3. Millshop said Detail 7/A525 in A160 and A161 is incorrect. Couldn't find anything that would match... Please advise.

FIELD CONDITION _____

DRAWING/SPEC _____

DISCREPANCY _____

OWNER CHANGE _____

CLARIFICATION _____

CONTRACTOR'S SUGGESTION (IF APPLICABLE): _____

ANSWER

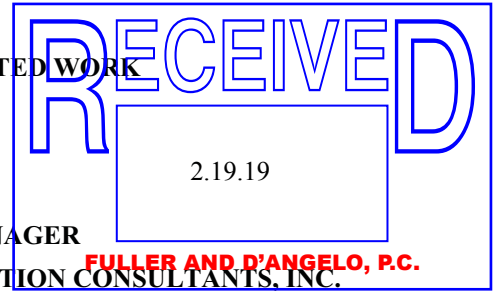
- 1. Display cabinets are manufactured.
- 2. Classroom 250 on A102 not in scope. New casework is elevated.
- 3. Detail should read 6/A525.

ARCHITECT'S SIGNATURE: _____

DATE: 2.28.19

Note: review and any responses to this request for information by the architect/engineer is strictly for design intent only and does not constitute acknowledgement or acceptance of any cost or schedule implications unless specifically presented by the contractor. By submission of this request for information, the contractor assumes all responsibility in the absence of an approved change order or work directive.

END OF SECTION

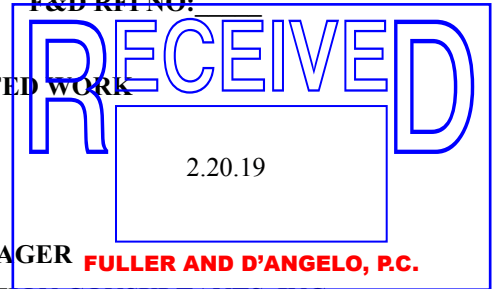


RFI FORM

CONTRACTOR'S REQUEST FOR INFORMATION NO. 6

F&D RFI NO:

NAME OF PROJECT: PORT CHESTER HIGH SCHOOL
ADDITIONS, ALTERATIONS AND RELATED WORK



NAME OF OWNER: PORT CHESTER - RYE UFSD

DATE: 20 Feb 2019

A/E PROJECT NO:17295.03

ARCHITECT

FULLER AND D'ANGELO, P.C.

45 KNOLLWOOD ROAD

ELMSFORD, NEW YORK 10523

TEL: 914.592.4444 FAX: 914.592.1717

CONTRACTION MANAGER

SCHOOL CONSTRUCTION CONSULTANTS, INC.

190 MOTOR PARKWAY, SUITE 201

HAUPPAUGE, NY 22788

TEL:631-567-0200 FAX: 631-567-6816

FROM (CO. NAME): Wernert Construction

CONTACT NAME: Marc Gessner

TELEPHONE NUMBER: 203-869-1110

SUBJECT: Site Trailers

DISCIPLINE/TRADE: Uilities

DWG./SPEC. REFERENCE: _____

QUESTION: 1. Who is to pay for the electrical usage at all of the trailers

___ FIELD CONDITION _____

___ DRAWING/SPEC _____

___ DISCREPANCY _____

___ OWNER CHANGE _____

___ CLARIFICATION _____

___ CONTRACTOR'S SUGGESTION (IF APPLICABLE): _____

ANSWER

Owner.

ARCHITECT'S SIGNATURE: _____

DATE: 2.28.19

Note: review and any responses to this request for information by the architect/engineer is strictly for design intent only and does not constitute acknowledgement or acceptance of any cost or schedule implications unless specifically presented by the contractor. By submission of this request for information, the contractor assumes all responsibility in the absence of an approved change order or work directive.

END OF SECTION

RFI FORM

CONTRACTOR'S REQUEST FOR INFORMATION NO. 7

F&D RFI NO: _____

NAME OF PROJECT: **PORT CHESTER HIGH SCHOOL
ADDITIONS, ALTERATIONS AND RELATED WORK**

NAME OF OWNER: **PORT CHESTER - RYE UFSD**

DATE: 20 Feb 2019

A/E PROJECT NO: **17295.03**

ARCHITECT

FULLER AND D'ANGELO, P.C.

45 KNOLLWOOD ROAD

ELMSFORD, NEW YORK 10523

TEL: 914.592.4444 FAX: 914.592.1717

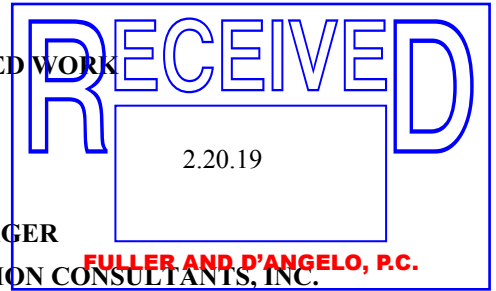
CONTRACTION MANAGER

SCHOOL CONSTRUCTION CONSULTANTS, INC.

190 MOTOR PARKWAY, SUITE 201

HAUPPAUGE, NY 22788

TEL: 631-567-0200 FAX: 631-567-6816



FROM (CO. NAME): Wernert Construction

CONTACT NAME: Marc Gessner

TELEPHONE NUMBER: 203-869-1110

SUBJECT: Radon & Food Service Equipment

DISCIPLINE/TRADE: Uilities

DWG./SPEC. REFERENCE: _____

QUESTION: 1. Who is responsible for the Radon system 2. Is there any food service equipment other the appliances listed in the specs. 3. Who is responsible for testing lab and inspection fees

___ FIELD CONDITION _____

___ DRAWING/SPEC _____

___ DISCREPANCY _____

___ OWNER CHANGE _____

___ CLARIFICATION _____

___ CONTRACTOR'S SUGGESTION (IF APPLICABLE): _____

ANSWER

1. Entire system except fan and utilities.
2. No commercial food service equipment, drawing FS100 for reference only.

ARCHITECT'S SIGNATURE: *Fuller and D'Angelo* DATE: 2.28.19

Note: review and any responses to this request for information by the architect/engineer is strictly for design intent only and does not constitute acknowledgement or acceptance of any cost or schedule implications unless specifically presented by the contractor. By submission of this request for information, the contractor assumes all responsibility in the absence of an approved change order or work directive.

END OF SECTION

RFI FORM

CONTRACTOR'S REQUEST FOR INFORMATION NO. 8

NAME OF PROJECT: **PORT CHESTER HIGH SCHOOL**
ADDITIONS, ALTERATIONS AND RELATED WORK

NAME OF OWNER: **PORT CHESTER - RYE UFSD**

DATE: 22 Feb 2019

A/E PROJECT NO:17295.03

ARCHITECT

FULLER AND D'ANGELO, P.C.

45 KNOLLWOOD ROAD

ELMSFORD, NEW YORK 10523

TEL: 914.592.4444 FAX: 914.592.1717

CONTRACTION MANAGER

SCHOOL CONSTRUCTION CONSULTANTS, INC.

190 MOTOR PARKWAY, SUITE 201

HAUPPAUGE, NY 22788

TEL:631-567-0200 FAX: 631-567-6816

FROM (CO. NAME): Wernert Construction

CONTACT NAME: Marc Gessner

TELEPHONE NUMBER: 203-869-1110

SUBJECT: Glazing manufacturer

DISCIPLINE/TRADE: Glazing manufacturer

DWG./SPEC. REFERENCE: _____

QUESTION: 1. Glazing contractor has asked if you can provide 3 acceptable manufacturers for the following spec. sections : 84313 - Aluminum Storefront - 84413 - Aluminum Curtain Wall 855113 - Aluminum Windows - 85123 - Fire Rated Steel Windows

FIELD CONDITION _____

DRAWING/SPEC _____

DISCREPANCY _____

OWNER CHANGE _____

CLARIFICATION _____

CONTRACTOR'S SUGGESTION (IF APPLICABLE): _____

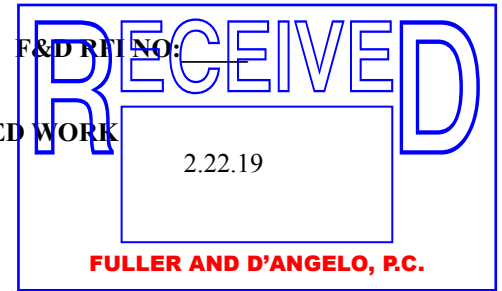
ANSWER

84 313, 84 413, 85 123 See spec. "MANUFACTURERS"

ARCHITECT'S SIGNATURE: *Fuller and D'Angelo* DATE: 2.25.19

Note: review and any responses to this request for information by the architect/engineer is strictly for design intent only and does not constitute acknowledgement or acceptance of any cost or schedule implications unless specifically presented by the contractor. By submission of this request for information, the contractor assumes all responsibility in the absence of an approved change order or work directive.

END OF SECTION

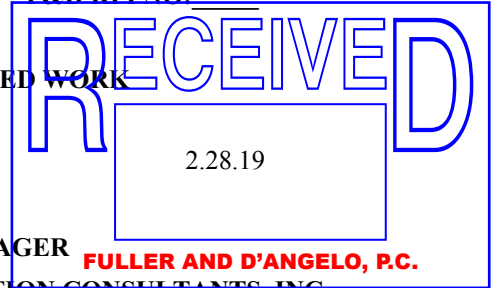


RFI FORM

CONTRACTOR'S REQUEST FOR INFORMATION NO. 9

E&D REF NO: _____

NAME OF PROJECT: **PORT CHESTER HIGH SCHOOL**
ADDITIONS, ALTERATIONS AND RELATED WORK



NAME OF OWNER: **PORT CHESTER - RYE UFSD**

DATE: 28 Feb 2019

A/E PROJECT NO: 17295.03

ARCHITECT

FULLER AND D'ANGELO, P.C.

45 KNOLLWOOD ROAD

ELMSFORD, NEW YORK 10523

TEL: 914.592.4444 FAX: 914.592.1717

CONTRACTION MANAGER

SCHOOL CONSTRUCTION CONSULTANTS, INC.

190 MOTOR PARKWAY, SUITE 201

HAUPPAUGE, NY 22788

TEL: 631-567-0200 FAX: 631-567-6816

FROM (CO. NAME): Wernert Construction

CONTACT NAME: Marc Gessner

TELEPHONE NUMBER: 203-869-1110

SUBJECT: Millwork

DISCIPLINE/TRADE: Millwork

DWG./SPEC. REFERENCE: _____

QUESTION: Detail 42/A729 shows that stools to be refinished: 1. Does stool refinishing include apron and molding? 2. The only similar detail is found on 7,8/A457. Which windows does that detail apply to? On general floor plan the windows are not marked. Please advise. 3. New windows with SS sills. Window type 9 not found. Other windows take off were done from partial enlarged plans wherever they are marked. Please confirm. 4. Detail 6/A525 is also wrong

FIELD CONDITION _____

___ DRAWING/SPEC _____

___ DISCREPANCY _____

___ OWNER CHANGE _____

___ CLARIFICATION _____

___ CONTRACTOR'S SUGGESTION (IF APPLICABLE): _____

ANSWER

- 1. Stool/sill only, as indicated.
- 2. See A115 for window type W8
- 3. See addendum
- 4. Clarify your statement

ARCHITECT'S SIGNATURE: *Fuller* DATE: 2.28.19

Note: review and any responses to this request for information by the architect/engineer is strictly for design intent only and does not constitute acknowledgement or acceptance of any cost or schedule implications unless specifically presented by the contractor. By submission of this request for information, the contractor assumes all responsibility in the absence of an approved change order or work directive.

END OF SECTION

RFI FORM

CONTRACTOR'S REQUEST FOR INFORMATION NO. 1

NAME OF PROJECT: **PORT CHESTER HIGH SCHOOL
ADDITIONS, ALTERATIONS AND RELATED WORK**

NAME OF OWNER: **PORT CHESTER - RYE UFSD**

DATE: 11 Feb 2019

A/E PROJECT NO: **17295.03**

ARCHITECT

FULLER AND D'ANGELO, P.C.

45 KNOLLWOOD ROAD

ELMSFORD, NEW YORK 10523

TEL: 914.592.4444 FAX: 914.592.1717

FROM (CO. NAME): Wernert Construction

CONTACT NAME: Marc Gessner

TELEPHONE NUMBER: 203-869-1110

SUBJECT: OCIP insurance requirements

DISCIPLINE/TRADE: _____

DWG./SPEC. REFERENCE: _____

QUESTION: Our insurance company is seeking answers to a few questions

Construction Type Specifics - 1. Exterior Support Wall - 2. Exterior Support Framing -

3. Roof Supports/Trusses - 4. Roof Decking - 5. Floors -- Risk Characteristics - 1. Number of Buildings -

2. Year Structure Built - 3. Number of Stories - 4. Square Footage - 5. Job Site Security

___ FIELD CONDITION _____

___ DRAWING/SPEC _____

___ DISCREPANCY _____

___ OWNER CHANGE _____

___ CLARIFICATION _____

___ CONTRACTOR'S SUGGESTION (IF APPLICABLE): _____

ANSWER

Refer to drawing PCHS-CC01 for building statistics and construction types.

Existing building constructed circa 1930

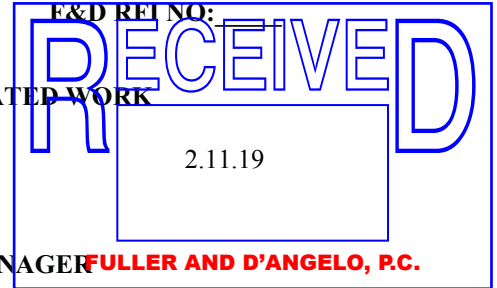
Refer to section 01 3553 for security

ARCHITECT'S SIGNATURE: _____

DATE: 2.14.19

Note: review and any responses to this request for information by the architect/engineer is strictly for design intent only and does not constitute acknowledgement or acceptance of any cost or schedule implications unless specifically presented by the contractor. By submission of this request for information, the contractor assumes all responsibility in the absence of an approved change order or work directive.

END OF SECTION



RFI FORM

CONTRACTOR'S REQUEST FOR INFORMATION NO. 2

F&D RFI NO: _____

NAME OF PROJECT: **PORT CHESTER HIGH SCHOOL**
ADDITIONS, ALTERATIONS AND RELATED WORK

NAME OF OWNER: **PORT CHESTER - RYE UFSD**

DATE: 2/14/2019

A/E PROJECT NO: 17295.03

ARCHITECT

FULLER AND D'ANGELO, P.C.

45 KNOLLWOOD ROAD

ELMSFORD, NEW YORK 10523

TEL: 914.592.4444 FAX: 914.592.1717

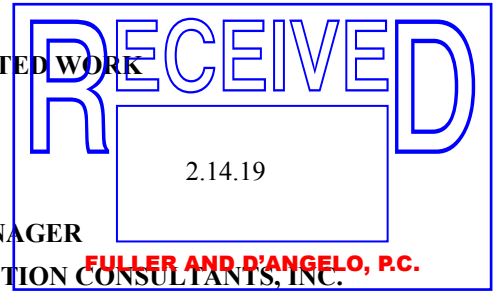
CONTRACTION MANAGER

SCHOOL CONSTRUCTION CONSULTANTS, INC.

190 MOTOR PARKWAY, SUITE 201

HAUPPAUGE, NY 22788

TEL: 631-567-0200 FAX: 631-567-6816



FROM (CO. NAME): Worth Construction

CONTACT NAME: Robert Johansen

TELEPHONE NUMBER: 203-797-8788

SUBJECT: Misc

DISCIPLINE/TRADE: Multipule

DWG./SPEC. REFERENCE: _____

QUESTION: See attached

FIELD CONDITION

DRAWING/SPEC

DISCREPANCY

OWNER CHANGE

CLARIFICATION

CONTRACTOR'S SUGGESTION (IF APPLICABLE):

ANSWER

- 1. Will be clarified in upcoming addendum.
- 2. Extended per addendum.
- 3. Refer to section 32-9220 Restoration of Turf Areas.
- 4. No, just at entry (hatched area)

ARCHITECT'S SIGNATURE: *Fuller and Angelo* DATE: 2.22.19

Note: review and any responses to this request for information by the architect/engineer is strictly for design intent only and does not constitute acknowledgement or acceptance of any cost or schedule implications unless specifically presented by the contractor. By submission of this request for information, the contractor assumes all responsibility in the absence of an approved change order or work directive.

END OF SECTION

Worth Construction
24 Taylor Ave
Bethel, CT 06801
203-797-8788 phone
203- 791-2415fax

2/14/2019

Port Chester HS

Bids Due: 2/26/2019

Time: 11:00 pm

Architect
Fuller & D'Angelo
45 Knoolwood Rd
Elmsford, NY
Frank D.
frankd@fullerdangelo.com

Owner
Port Chester UFSD

Mr. Difato:

The following are some questions / comments regarding the above referenced project:

1. At the walk thru we talked about the sprinkled football field. I don't understand what we are supposed to do with this affected work when we have to put in the Cultech drainage system. Please advise.
2. Please consider a time extension for this bid as the project is very complicated.
3. I cannot find a specification for site restoration and seeding.
4. On drawing SSP-100.00 left side at entry off of Neuton Ave you have a Note 4 that says remove grass and 4" topsoil and install 6" asphalt. It is only pointing to a small area at the entry but it is within a larger area proposed Teacher Parking. Does the note 4 apply to the entire area of teacher parking?
- 5.

If you have any questions, please feel free to contact me.

Sincerely
Worth Construction
Robert S. Johansen

Robert S. Johansen
johansenr@worthconstruction.com

RFI FORM

CONTRACTOR'S REQUEST FOR INFORMATION NO. 1 F&D RFI NO: _____

NAME OF PROJECT: **PORT CHESTER HIGH SCHOOL**
ADDITIONS, ALTERATIONS AND RELATED WORK

NAME OF OWNER: **PORT CHESTER - RYE UFSD**

DATE: 2/11/2019

A/E PROJECT NO: 17295.03

ARCHITECT

FULLER AND D'ANGELO, P.C.

45 KNOLLWOOD ROAD

ELMSFORD, NEW YORK 10523

TEL: 914.592.4444 FAX: 914.592.1717

CONTRACTION MANAGER

SCHOOL CONSTRUCTION CONSULTANTS, INC.

190 MOTOR PARKWAY, SUITE 201

HAUPPAUGE, NY 22788

TEL: 631-567-0200 FAX: 631-567-6816

FROM (CO. NAME): Worth Construction

CONTACT NAME: Robert Johansen

TELEPHONE NUMBER: 203-797-8788

SUBJECT: Misc

DISCIPLINE/TRADE: Multipule

DWG./SPEC. REFERENCE: _____

QUESTION: See attached

FIELD CONDITION _____

DRAWING/SPEC _____

DISCREPANCY _____

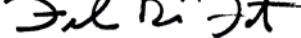
OWNER CHANGE _____

CLARIFICATION _____

CONTRACTOR'S SUGGESTION (IF APPLICABLE): _____

ANSWER

Refer to attached responses. _____

ARCHITECT'S SIGNATURE:  DATE: 2.14.19

Note: review and any responses to this request for information by the architect/engineer is strictly for design intent only and does not constitute acknowledgement or acceptance of any cost or schedule implications unless specifically presented by the contractor. By submission of this request for information, the contractor assumes all responsibility in the absence of an approved change order or work directive.

END OF SECTION

Worth Construction
24 Taylor Ave
Bethel, CT 06801
203-797-8788 phone
203- 791-2415fax

2/11/2019

Port Chester HS

Bids Due: 2/26/2019

Time: 11:00 pm

Architect
Fuller & D'Angelo
45 Knoolwood Rd
Elmsford, NY
Frank D.
frankd@fullerdangelo.com

Owner
Port Chester UFSD

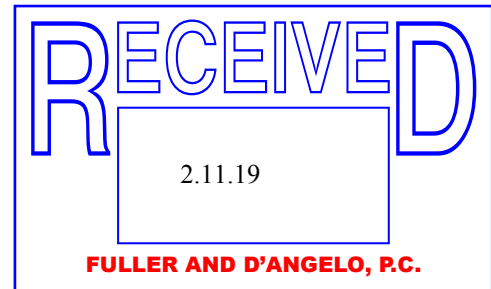
Mr. Difato:

The following are some questions / comments regarding the above referenced project:

1. On Drawing SSP-100.00 you have Note 5 which tells us to remove grass and topsoil put back 4" item 4. Please define the exact area this note applies to.
2. Drawing SSP-100.00 has a note 6 in a designated area but nothing under the trailer area. Please advise.
3. Sections 09629 and 096500 mention a moisture control system as an accessory but there is no specification section for this work and the scope is unclear. Please clarify.
4. Drawing SSP100.00 contains a symbol for 3 flagmen. Is the intent to have 3 fulltime flagmen or is this drawing telling us that we may need flagmen at these locations? Please clarify.
5. On drawing A10 in the work scope notes there is language in Note 3 that asks us to remove and repair damaged or spalled concrete. There is nothing on the drawings that indicated areas to be repaired. Please clarify.

If you have any questions, please feel free to contact me.

Sincerely
Worth Construction
Robert S. Johansen
Robert S. Johansen



johansen@worthconstruction.com

1. Refer to upcoming addendum.
2. Refer to upcoming addendum.
3. To be clarified by addendum.
4. Drawing is identifying areas where contractor flag men are required on a as needed basis by all construction prime contractors for construction traffic.
5. Refer to upcoming addendum.

RFI FORM

CONTRACTOR'S REQUEST FOR INFORMATION NO. 3

NAME OF PROJECT: **PORT CHESTER HIGH SCHOOL
ADDITIONS, ALTERATIONS AND RELATED WORK**

NAME OF OWNER: **PORT CHESTER - RYE UFSD**

DATE: 2/15/2019

A/E PROJECT NO: 17295.03

ARCHITECT

FULLER AND D'ANGELO, P.C.

45 KNOLLWOOD ROAD

ELMSFORD, NEW YORK 10523

TEL: 914.592.4444 FAX: 914.592.1717

FROM (CO. NAME): Worth Construction

CONTACT NAME: Robert Johansen

TELEPHONE NUMBER: 203-797-8788

SUBJECT: Flooring

DISCIPLINE/TRADE: _____

DWG./SPEC. REFERENCE: _____

QUESTION: see attached

FIELD CONDITION

DRAWING/SPEC

DISCREPANCY

OWNER CHANGE

CLARIFICATION

CONTRACTOR'S SUGGESTION (IF APPLICABLE):

ANSWER

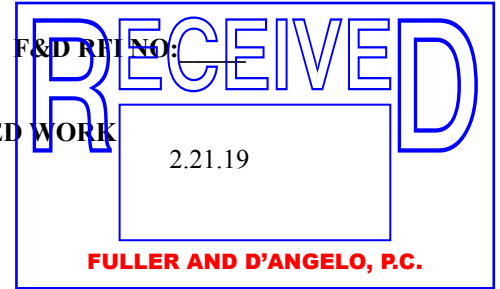
Items 1 through 7 - Addendum clarification

ARCHITECT'S SIGNATURE: _____

DATE: 2.27.19

Note: review and any responses to this request for information by the architect/engineer is strictly for design intent only and does not constitute acknowledgement or acceptance of any cost or schedule implications unless specifically presented by the contractor. By submission of this request for information, the contractor assumes all responsibility in the absence of an approved change order or work directive.

END OF SECTION



Worth Construction
24 Taylor Ave
Bethel, CT 06801
203-797-8788 phone
203- 791-2415fax

2/15/2019

Port Chester HS

Bids Due: 2/26/2019

Time: 11:00 pm

Architect

Fuller & D'Angelo
45 Knoolwood Rd
Elmsford, NY
Frank D.
frankd@fullerdangelo.com

Owner

Port Chester UFSD

Mr. Difato:

The following are some questions / comments regarding the above referenced project:

- 1) Section 096500-1 para 1.2G Resilient Athletic Flooring, is this product in Section 096566 ?
- 2) Section 096500-4 para 2.1A.15 Integral coved base with cap strip; please confirm not required for this bid.
- 3) Drawing A825 75 North Corridor is labeled as 297.2, Drawing A115 and A102 Detail 1A North Corridor is labeled 296.2, please clarify.
- 4) South Bridge on Drawing A102 Detail 1A is Labeled 279.1, other locations South Bridge is Labeled 297.1?
- 5) Drawing A655 Details 5 & 10 Floor Isolation Pads and System is this for the Existing Weight Room alternate?
- 6) Drawing A825 Finish Color Schedule Legend Location / Remarks column of RBT-3, to be Weight Room Alternate GC-5?
- 7) All Steps of Stairs I, J, K are to receive Metal Repair Stair Angle system as listed in Section 096500-5 para 2.3B items 1-4 , please confirm.

If you have any questions, please feel free to contact me.

Sincerely

Worth Construction

Robert S. Johansen

Robert S. Johansen

johansenr@worthconstruction.com

RFI FORM

CONTRACTOR'S REQUEST FOR INFORMATION NO. 4

NAME OF PROJECT: **PORT CHESTER HIGH SCHOOL
ADDITIONS, ALTERATIONS AND RELATED WORK**

NAME OF OWNER: **PORT CHESTER - RYE UFSD**

DATE: 2/20/2019

A/E PROJECT NO: 17295.03

ARCHITECT

FULLER AND D'ANGELO, P.C.

45 KNOLLWOOD ROAD

ELMSFORD, NEW YORK 10523

TEL: 914.592.4444 FAX: 914.592.1717

FROM (CO. NAME): Worth Construction

CONTACT NAME: Robert Johansen

TELEPHONE NUMBER: 203-797-8788

SUBJECT: Misc

DISCIPLINE/TRADE: Multipule

DWG./SPEC. REFERENCE: _____

QUESTION: See attached

FIELD CONDITION _____

DRAWING/SPEC _____

DISCREPANCY _____

OWNER CHANGE _____

CLARIFICATION _____

CONTRACTOR'S SUGGESTION (IF APPLICABLE): _____

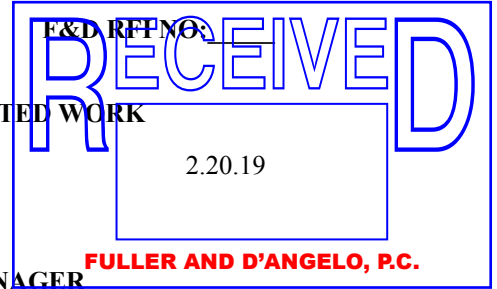
ANSWER

Items 1 through 3 - Addendum clarification
Item 4 - 1/4" tempered glass to be used, addendum clarification
Item 5 - See detail 2 & 3/A12

ARCHITECT'S SIGNATURE: *Fuller Di Angelo* DATE: 2.27.19

Note: review and any responses to this request for information by the architect/engineer is strictly for design intent only and does not constitute acknowledgement or acceptance of any cost or schedule implications unless specifically presented by the contractor. By submission of this request for information, the contractor assumes all responsibility in the absence of an approved change order or work directive.

END OF SECTION



Worth Construction
24 Taylor Ave
Bethel, CT 06801
203-797-8788 phone
203- 791-2415fax

2/20/2019

Port Chester HS

Bids Due: 2/26/2019

Time: 11:00 pm

Architect
Fuller & D'Angelo
45 Knoolwood Rd
Elmsford, NY
Frank D.
frankd@fullerdangelo.com

Owner
Port Chester UFSD

Mr. Difato:

The following are some questions / comments regarding the above referenced project:

1. Regarding Note 5 on SSP-100.00, at the end of the job do we have to restore the football field to original condition or can we leave the Item 4 in place? Please advise.
2. Please clarify asphalt material....addendum states: "SECTION 32 1216 ASPHALT PAVING 3.16 schedule Delete paragraphs A,B and C. Add: "Add: All new asphalt paving shall be 6" subbase course -NYSDOT item 304.12 type 2.3" top course -NYSDOT item 403.178202 type 6 F2. Do you mean type3 binder?"
3. The Insulated Spandrel Glass called out for Curtain Wall 3, 3A and 4 in spec, 088000-7, "D" calls for laminated glass at the inboard lite with Opaci-Coat spandrel on surface #4. According to the specified supplier, and typically from other sources, Spandrel cannot be applied to laminated glass.
4. Also, the typical size at CW 4 is too large for laminated glass. Vendor recommends the use of 1/4" tempered in lieu of 1/4" laminated for this application.
5. I cannot find the detail for the wrought Iron fence on College ave. Detail on drawing C-9 Reinforced retaining wall mentions the 6' tall wrought iron fence and then say's "see architectural Detail for fence".
- 6.

If you have any questions, please feel free to contact me.

Sincerely

Worth Construction

Robert S. Johansen

Robert S. Johansen

johansenr@worthconstruction.com