



Addendum

Mahopac Central School District
Mahopac, New York

SED NO. 48-01-01-06-0-004-020
48-01-01-06-0-006-013
48-01-01-06-0-003-008
48-01-01-06-5-010-009
48-01-01-06-7-026-001

Reconstruction at
Mahopac High School
Mahopac Middle School
Mahopac Falls School
Bus Garage
New Pump House

Tt Project No. 121111-19002

BID Addendum No. 3
to
Drawings and Project Manual

February 22, 2021

To: BIDDERS

This ADDENDUM forms a part of the BIDDING AND CONTRACT DOCUMENTS and modifies the following documents:
Original DRAWINGS dated August 21, 2020.
PROJECT MANUAL dated August 21, 2020 and BID ADDENDUM NO. 1, dated February 12, 2021 and BID
ADDENDUM NO. 2, dated February 16, 2021

Acknowledge receipt of the ADDENDUM in the space provided on the FORM OF PROPOSAL

This ADDENDUM consists of (4) pages and the following:

ATTACHMENTS

PRE-BID REQUEST FOR INFORMATION QUESTIONS/ANSWERS

REISSUED DRAWINGS (30 x 42)

- AE001 Electrical Site Demolition Plan
- AE002 Electrical Site Plan - Scoreboard
- AE050 Basement Key Plan
- AE051 First Floor Key Plan
- AE052 Second Floor Key Plan
- AE161 Partial Basement Power & Communications Plans
- AE200 Basement Speaker, Clock and Fire Alarm Plans
- AE201 First Floor Speaker, Clock and Fire Alarm Plans

REISSUED DRAWINGS (30 x 42) (cont'd)

AE202 Second Floor Speaker, Clock and Fire Alarm Plans
AE700 One Line
BE001 Site Demolition and Layout Plan
FE160 First Floor Power Plan
GE160 First Floor Demolition and Power Plan

PROJECT MANUAL MODIFICATIONS

ITEM 3-C-1: Refer to SECTION 00 21 13 INSTRUCTIONS TO BIDDERS

1. Article 1, Item 3., ADD the following:
 - “c. The bid opening will be live streamed at https://youtube.com/channel/UCyyGXNnB-fKndXzHrPO_WqA/videos. The link will take you to the page and once the livestreaming begins, it will say "LIVE" and the link itself will update. Once the live stream begins, YouTube link will update.”

PROJECT MANUAL MODIFICATIONS - ARCHITECTURAL

ITEM 3-C-2: Refer to SECTION 12 32 13 – MANUFACTURED WOOD-VENEER-FACED CASEWORK

1. Paragraph 2.4, K., 4., AMEND to read as follows:
 - “4. Color: Black”

PROJECT MANUAL MODIFICATIONS - CIVIL

ITEM 3-C-3: Refer to SECTION 11 68 33– ATHLETIC FIELD EQUIPMENT

1. Paragraph 1.2, A., 9., DELETE in its entirety.
2. Paragraph 1.4, A., AMEND to read as follows:
 - “A. Delegated Design: Design football goal post concrete anchoring foundations and ball stopper netting . . .”
3. Paragraph 1.5, B., 13., c., DELETE in its entirety.
4. Paragraph 1.6, A., AMEND to read as follows:
 - “. . . and ball stopper netting systems installations, or similar . . .”

ITEM 3-C-4: Refer to SECTION 31 20 00 – EARTH MOVING

1. Paragraph 2.1, ADD the following:
 - “K. Aggregate Surfacing
 1. Stone Dust / Stone Screenings:
 - a. Material Requirements:
 - 1) Material is to be in accordance with NYSDOT 304.01940004 Trailway Top Course, Stone Dust, Stone Screenings specification.

- 2) Stone material to be crushed limestone that is well graded and free from unsuitable materials. All processing shall be completed at the source.
- 3) Processing of material is to be completed at the source.

b. Gradation:

Sieve Designation	Percent by Weight Passing Square Mesh Sieves
1/4 inch	100
#10	55 to 75
#40	20-40
#200	7 to 15

- c. Soundness: Material will be accepted on the basis of a Magnesium Sulfate Soundness Loss after 4 cycles of 20 percent or less.
- d. Plasticity Index: Material passing #40 sieve is not to exceed 5.0.”

PROJECT MANUAL MODIFICATIONS – PLUMBING

ITEM 3-C-5: Refer to SECTION 22 12 19 - FACILITY GROUND MOUNTED, POTABLE WATER STORAGE TANKS

1. Paragraph 1.7, A., 1., DELETE in its entirety.
2. Paragraph 2.1, A., AMEND to read as follows:
“ . . . and winds of 130 mph.”
3. Paragraph 2.2, F., AMEND to read as follows:
“ . . . ASCE7-16”
4. Paragraph 2.2, F., 1., AMEND to read as follows:
“1. Basic Wind Speed: 130 mph.”
5. Paragraph 2.2, F., 3., AMEND to read as follows:
“3. Risk Category IV”
6. Paragraph 2.2, L., 1., thru 3., AMEND to read as follows:
“1. Capacity: 57,000 gallons liquid volume.
2. Nominal diameter: 20 feet.
3. Sidewall Height: 26 feet from top of foundation to overflow level.”
7. Paragraph 2.2, N., AMEND to read as follows:
“ . . . welded steel pipe or aluminum pipe. . .”
8. Paragraph 2.2, P., DELETE in its entirety.

9. Paragraph 2.2, Q., AMEND to read as follows:
“ . . . Provide a minimum of one (1) steel manhole. . . ”
10. Paragraph 3.9, C., 1., DELETE in its entirety.

ITEM 3-C-6: Refer to SECTION 22 31 00 – DOMESTIC WATER SOFTENERS

1. Paragraph 1.3, A., ADD the following:
“4. Spill Containment Pallet”
2. Paragraph 2.1, A., 2., AMEND to read as follows:
“2. ATS Water”
3. Paragraph 2.1., ADD the following:
“D. Separate Source Backwash: Provide hardware and programming for separate source backwash water other than the service water.”
4. Part 2, ADD the following:
“2.4 SPILL CONTAINMENT PALLET
A. Polyethylene plastic, brine tank containment pallet with no drain. Sump capacity to exceed the volume of the brine tank.”

ITEM 3-C-7: Refer to SECTION 22 32 00 – DOMESTIC WATER FILTRATION EQUIPMENT

1. Paragraph 1.3, A., 5., AMEND to read as follows:
“5. Double Wall Solution Tanks.”
2. Paragraph 2.1, B., 1., AMEND to read as follows:
“1. ATS Water.”
3. Paragraph 2.1, K., 1., a., AMEND to read as follows:
“a. ATS Water.”
4. Paragraph 2.1, K., 3., AMEND to read as follows:
“3. Chemical Feed Pumps: Pulsafeeder Series MP pumps, microprocessor pump, 60 gpd maximum . . .”

DRAWING MODIFICATIONS – ELECTRIC

ITEM 3-C-8: Refer to DRAWING AE001, AE002, AE050, AE051, AE052, AE161, AE200, AE201, AE202, AE700, BE001, FE160, GE160

1. DELETE drawings in their entirety and, ADD new drawings attached to this addendum.

END OF ADDENDUM



INSTRUCTIONS TO BIDDERS
ATTACHMENT #1:
PRE-BID REQUEST FOR INTERPRETATION FORM

SUBMIT FORM BY EMAIL TO INE.Mahopac@tetrattech.com

Project No.: 121111-19002

Date: 2/16/2021

Project Name: Reconstruction to Mahopac High School, Mahopac Middle School, Mahopac Falls School, Bus Garage, and New Pump House

Bidder Contact Person: Stephanie Weber
Bidder Company Name: Bertussi Contracting Inc
Bidder Phone: 845-538-4234
Bidder Email Address: sweber@bertussis.com

Question Pertains to: Controls

Drawing Number:
Plan Area:
Room Number:
Drawing Detail Number:
Specification Section:

Question: (Please be specific)

Please confirm the mechanical controls are by the owner.

Review by Architect/Engineers: _____ **Responded By:** D. Martin **Date:** 2/19/21

The temperature control system will be provided by a qualified temperature control contractor as described in 23 09 00 Instrumentation and Control for HVAC and shall be an extension of the Johnson Control system currently in use at the Mahopac School District.

Submit requests not less than 5 working days prior to the specified Bid Opening date and time. In the event that this question requires clarification or modification of the Bidding Documents, such written information can only be provided by formal Addendum, distributed to all plan holders.



INSTRUCTIONS TO BIDDERS
ATTACHMENT #1:
PRE-BID REQUEST FOR INTERPRETATION FORM

SUBMIT FORM BY EMAIL TO INE.Mahopac@tetrattech.com

Project No.: 121111-19002

Date: 2/16/2021

Project Name: Reconstruction to Mahopac High School, Mahopac Middle School, Mahopac Falls School, Bus Garage, and New Pump House

Bidder Contact Person: Stephanie Weber
Bidder Company Name: Bertussi Contracting Inc
Bidder Phone: 845-538-4234
Bidder Email Address: sweber@bertussis.com

Question Pertains to: Walls

Drawing Number:
Plan Area:
Room Number:
Drawing Detail Number:
Specification Section:

Question: (Please be specific)

Some walls have no designation showing they are new walls. Is the default to a 1 hour wall? Please advise

Review by Architect/Engineers: _____ **Responded By:** _____ **Date:** _____

yes - default wall type is P13.3 (1 hour) per general plan note B.1. Also coordinate locations of rated walls with code compliance plans. If the rating of particular walls is in question, please address specific locations

Timothy Stevens 2/19/21

Submit requests not less than 5 working days prior to the specified Bid Opening date and time. In the event that this question requires clarification or modification of the Bidding Documents, such written information can only be provided by formal Addendum, distributed to all plan holders.



INSTRUCTIONS TO BIDDERS
ATTACHMENT #1:
PRE-BID REQUEST FOR INTERPRETATION FORM

SUBMIT FORM BY EMAIL TO INE.Mahopac@tetrattech.com

Project No.: 121111-19002

Date: 2/16/2021

Project Name: Reconstruction to Mahopac High School, Mahopac Middle School, Mahopac Falls School, Bus Garage, and New Pump House

Bidder Contact Person: Stephanie Weber
Bidder Company Name: Bertussi Contracting Inc
Bidder Phone: 845-538-4234
Bidder Email Address: sweber@bertussis.com

Question Pertains to: Floor Underlayment

Drawing Number:
Plan Area:
Room Number:
Drawing Detail Number:
Specification Section:

Question: (Please be specific)

Is there an "ardex" type cementitious underlayment on all flooring? Please advise.

Review by Architect/Engineers: _____ **Responded By:** MHHUNT **Date:** 2-19-21

REFER TO EACH FLOOR MATERIAL SPEC SECTION FOR INFORMATION

Submit requests not less than 5 working days prior to the specified Bid Opening date and time. In the event that this question requires clarification or modification of the Bidding Documents, such written information can only be provided by formal Addendum, distributed to all plan holders.



INSTRUCTIONS TO BIDDERS
ATTACHMENT #1:
PRE-BID REQUEST FOR INTERPRETATION FORM

SUBMIT FORM BY EMAIL TO INE.Mahopac@tetrattech.com

Project No.: 121111-19002

Date: 2/16/2021

Project Name: Reconstruction to Mahopac High School, Mahopac Middle School, Mahopac Falls School, Bus Garage, and New Pump House

Bidder Contact Person: Stephanie Weber
Bidder Company Name: Bertussi Contracting Inc
Bidder Phone: 845-538-4234
Bidder Email Address: sweber@bertussis.com

Question Pertains to: Window Shades

Drawing Number: AA102 / AA103
Plan Area:
Room Number:
Drawing Detail Number:
Specification Section:

Question: (Please be specific)

Are the window shades on drawings AA102 & AA103 by the GC? Please advise.

Review by Architect/Engineers:

Responded By: MHHUNT **Date:** 2-19-21

REFER TO SPEC 01 12 00 ,PARAGRAPH 1.7,B ,13

Submit requests not less than 5 working days prior to the specified Bid Opening date and time. In the event that this question requires clarification or modification of the Bidding Documents, such written information can only be provided by formal Addendum, distributed to all plan holders.



INSTRUCTIONS TO BIDDERS
ATTACHMENT #1:
PRE-BID REQUEST FOR INTERPRETATION FORM

SUBMIT FORM BY EMAIL TO INE.Mahopac@tetrattech.com

Project No.: 121111-19002

Date: 2/16/2021

Project Name: Reconstruction to Mahopac High School, Mahopac Middle School, Mahopac Falls School, Bus Garage, and New Pump House

Bidder Contact Person: Stephanie Weber
Bidder Company Name: Bertussi Contracting Inc
Bidder Phone: 845-538-4234
Bidder Email Address: sweber@bertussis.com

Question Pertains to: Window Shades

Drawing Number: AA103
Plan Area:
Room Number: 143 - Band Room
Drawing Detail Number:
Specification Section:

Question: (Please be specific)

The band room does not have a finishe schedule matrix like the other rooms. Please advise.

Review by Architect/Engineers: _____ **Responded By:** MHHUNT **Date:** 2-19-21

THE BAND ROOM ROOM FINISH BOX FOR THE BAND ROOM IS ON AA103, ABOVE THE ROOM NAME UPPER RIGHT.

Submit requests not less than 5 working days prior to the specified Bid Opening date and time. In the event that this question requires clarification or modification of the Bidding Documents, such written information can only be provided by formal Addendum, distributed to all plan holders.



INSTRUCTIONS TO BIDDERS
ATTACHMENT #1:
PRE-BID REQUEST FOR INTERPRETATION FORM

SUBMIT FORM BY EMAIL TO INE.Mahopac@tetrattech.com

Project No.: 121111-19002

Date: 2/16/2021

Project Name: Reconstruction to Mahopac High School, Mahopac Middle School, Mahopac Falls School, Bus Garage, and New Pump House

Bidder Contact Person: Stephanie Weber
Bidder Company Name: Bertussi Contracting Inc
Bidder Phone: 845-538-4234
Bidder Email Address: sweber@bertussis.com

Question Pertains to: Window Shades

Drawing Number: 2/AA106 and 1/AA106
Plan Area:
Room Number: 143 - Band Room
Drawing Detail Number:
Specification Section:

Question: (Please be specific)

There is a dark line at 2/AA106 and 1/AA106 with no explanation of what it is. Approx 97 LF. Please advise.

Review by Architect/Engineers: _____ **Responded By:** MHHUNT **Date:** 2-19-21

**THERE ARE MANY DARK LINES ON THIS DRAWING - REPONSE REQUIRED A BIT MORE
DETAIL TO RESPOND CORRECTLY.**

Submit requests not less than 5 working days prior to the specified Bid Opening date and time. In the event that this question requires clarification or modification of the Bidding Documents, such written information can only be provided by formal Addendum, distributed to all plan holders.



INSTRUCTIONS TO BIDDERS
ATTACHMENT #1:
PRE-BID REQUEST FOR INTERPRETATION FORM

SUBMIT FORM BY EMAIL TO INE.Mahopac@tetrattech.com

Project No.: 121111-19002

Date: 2/16/2021

Project Name: Reconstruction to Mahopac High School, Mahopac Middle School, Mahopac Falls School, Bus Garage, and New Pump House

Bidder Contact Person: Stephanie Weber

Bidder Company Name: Bertussi Contracting Inc

Bidder Phone: 845-538-4234

Bidder Email Address: sweber@bertussis.com

Question Pertains to: Window Shades

Drawing Number: AA102

Plan Area:

Room Number: 143 - Band Room

Drawing Detail Number:

Specification Section:

Question: (Please be specific)

There are approximately 30 "units" on AA102. Please confirm they are not by the GC.

Review by Architect/Engineers:

Responded By: MHHUNT **Date:** 2-19-21

REFER TO SPEC SECTIPN 01 12 00, PARAGRAPH 1.7 AND 1.12

Submit requests not less than 5 working days prior to the specified Bid Opening date and time. In the event that this question requires clarification or modification of the Bidding Documents, such written information can only be provided by formal Addendum, distributed to all plan holders.



INSTRUCTIONS TO BIDDERS
ATTACHMENT #1:
PRE-BID REQUEST FOR INTERPRETATION FORM EC-011

SUBMIT FORM BY EMAIL TO INE.Mahopac@tetrattech.com

Project No.: 121111-19002

Date: 2/15/2021

Project Name: Reconstruction to Mahopac High School, Mahopac Middle School, Mahopac Falls School, Bus Garage, and New Pump House

Bidder Contact Person: [Raymond Collins](#)
Bidder Company Name: [Hudson Valley ECM, Inc.](#)
Bidder Phone: [845-795-1135](#)
Bidder Email Address: ray@hudsonvalleyecm.com

Question Pertains to: [Electrical Panel Schedule](#)

Drawing Number: [AE 700, and AE003](#)
Plan Area:
Room Number:
Drawing Detail Number:
Specification Section:

Question: (Please be specific)

On AE700 the new feeder for the new panel PH-1 is shown from MDP1 in the basement of the High School. It is clear that the pump house building is no where near the High School, and on AE003 it clearly is shown fed from the Academy School. Other than the site drawing on AE003 we have no idea where the Custodial room, existing MDP is in the Academy School, or what type of building structures we will need to penetrate. Kindly provide the location of the panel MDP where we are to get this new service from.

Review by Architect/Engineers: **Responded By:** [CREGA](#) **Date:** [02/19/2021](#)

[Refer to Bid Addendum #3.](#)

Submit requests not less than 5 working days prior to the specified Bid Opening date and time. In the event that this question requires clarification or modification of the Bidding Documents, such written information can only be provided by formal Addendum, distributed to all plan holders.



INSTRUCTIONS TO BIDDERS
ATTACHMENT #1:
PRE-BID REQUEST FOR INTERPRETATION FORM

SC-002

SUBMIT FORM BY EMAIL TO INE.Mahopac@tetrattech.com

Project No.: 121111-19002

Date: 02/15/2021

Project Name: Reconstruction to Mahopac High School, Mahopac Middle School, Mahopac Falls School, Bus Garage, and New Pump House

Bidder Contact Person: Stephen Vieira
Bidder Company Name: Landscape Unlimited, Inc.
Bidder Phone: 914-232-5623
Bidder Email Address: mzlui3@gmail.com

Question Pertains to:

Drawing Number:
Plan Area:
Room Number:
Drawing Detail Number:
Specification Section:

Question: (Please be specific)

Existing Baseball Field at High School (next to new multipurpose field) - at pre-bid meeting, it was discussed placing 6" of topsoil on entire field, The plans only show 6" of topsoil at edges, please provide clarification

Review by Architect/Engineers:

Responded By: D. Bussmann **Date:** 2/18/2021

Comply with the limits of disturbance / reseeding requirements indicted on the drawings. Refer to the specified earthwork requirements regarding topsoil striping and material stockpiling. The 6" topsoil for the seeding areas would apply only to those areas cleared and disturbed for demo and improvements.

Submit requests not less than 5 working days prior to the specified Bid Opening date and time. In the event that this question requires clarification or modification of the Bidding Documents, such written information can only be provided by formal Addendum, distributed to all plan holders.



INSTRUCTIONS TO BIDDERS
ATTACHMENT #1:
PRE-BID REQUEST FOR INTERPRETATION FORM

SC-003

SUBMIT FORM BY EMAIL TO INE.Mahopac@tetrattech.com

Project No.: 121111-19002

Date: 02/15/2021

Project Name: Reconstruction to Mahopac High School, Mahopac Middle School, Mahopac Falls School, Bus Garage, and New Pump House

Bidder Contact Person: Stephen Vieira
Bidder Company Name: Landscape Unlimited, Inc.
Bidder Phone: 914-232-5623
Bidder Email Address: mzlui3@gmail.com

Question Pertains to:

Drawing Number:
Plan Area:
Room Number:
Drawing Detail Number:
Specification Section:

Question: (Please be specific)

Plantings - please provide sizes for the following:
Kousa Dogwood - Height?
Juniper Shrub - gal. container size?

Review by Architect/Engineers:

Responded By: D. Bussmann **Date:** 2/18/2021

Kousa Dogwood height: 6-8 feet

Juniper Shrub: 2 gal container.

Submit requests not less than 5 working days prior to the specified Bid Opening date and time. In the event that this question requires clarification or modification of the Bidding Documents, such written information can only be provided by formal Addendum, distributed to all plan holders.



INSTRUCTIONS TO BIDDERS
ATTACHMENT #1:
PRE-BID REQUEST FOR INTERPRETATION FORM

SC-004

SUBMIT FORM BY EMAIL TO INE.Mahopac@tetratech.com

Project No.: 121111-19002

Date: 02/15/2021

Project Name: Reconstruction to Mahopac High School, Mahopac Middle School, Mahopac Falls School, Bus Garage, and New Pump House

Bidder Contact Person: Stephen Vieira
Bidder Company Name: Landscape Unlimited, Inc.
Bidder Phone: 914-232-5623
Bidder Email Address: mzlui3@gmail.com

Question Pertains to:

Drawing Number: ZC500
Plan Area:
Room Number:
Drawing Detail Number:
Specification Section:

Question: (Please be specific)

Plan ZC500 - Detail # 6 - Aggregate Paving
There is no aggregate paving specification - please provide

Review by Architect/Engineers:

Responded By: D. Bussmann **Date:** 2/18/2021

Per the detail, provide 6" depth of NYSDOT Type 2 compacted granular fill as specified, and 2" aggregate surfacing. Refer to forthcoming Addendum #3 for aggregate surfacing material requirements.

Submit requests not less than 5 working days prior to the specified Bid Opening date and time. In the event that this question requires clarification or modification of the Bidding Documents, such written information can only be provided by formal Addendum, distributed to all plan holders.



INSTRUCTIONS TO BIDDERS
ATTACHMENT #1:
PRE-BID REQUEST FOR INTERPRETATION FORM

SC-005

SUBMIT FORM BY EMAIL TO INE.Mahopac@tetrattech.com

Project No.: 121111-19002

Date: 02/15/2021

Project Name: Reconstruction to Mahopac High School, Mahopac Middle School, Mahopac Falls School, Bus Garage, and New Pump House

Bidder Contact Person: Stephen Vieira
Bidder Company Name: Landscape Unlimited, Inc.
Bidder Phone: 914-232-5623
Bidder Email Address: mzlui3@gmail.com

Question Pertains to:

Drawing Number: AC140
Plan Area:
Room Number:
Drawing Detail Number:
Specification Section:

Question: (Please be specific)

Plan AC140 - shows a 6" C900 waterline leaving the pump house and going East - where does it end?

Review by Architect/Engineers: _____ **Responded By:** D.Bussmann **Date:** 2/16/2021

The plan denotes three waterline pipes connecting to the pumphouse in the easterly direction, each of which follow a path as shown on the plan AC140.

The 6" C900 tees to the south and east, connecting to each of two 4" lines near the northwest corner of the proposed turf field, one serving the high school to the south, and the other connecting to an existing 4" service line to the north serving the middle school. The 6" reduces to two 4" lines at the tee.

Submit requests not less than 5 working days prior to the specified Bid Opening date and time. In the event that this question requires clarification or modification of the Bidding Documents, such written information can only be provided by formal Addendum, distributed to all plan holders.



INSTRUCTIONS TO BIDDERS
ATTACHMENT #1:
PRE-BID REQUEST FOR INTERPRETATION FORM

SC-006

SUBMIT FORM BY EMAIL TO INE.Mahopac@tetrattech.com

Project No.: 121111-19002

Date: 02/15/2021

Project Name: Reconstruction to Mahopac High School, Mahopac Middle School, Mahopac Falls School, Bus Garage, and New Pump House

Bidder Contact Person: Stephen Vieira
Bidder Company Name: Landscape Unlimited, Inc.
Bidder Phone: 914-232-5623
Bidder Email Address: mzlui3@gmail.com

Question Pertains to:

Drawing Number:
Plan Area:
Room Number:
Drawing Detail Number:
Specification Section: 32 31 13

Question: (Please be specific)

Will the the fence cap (supplied by Mid-America Sports Advantage Inc) will be going on the 4'H chain link fencing along with the ball stopper netting?

Review by Architect/Engineers: _____ **Responded By:** D. Bussmann **Date:** 2/18/2021

Yes, the 4' ht. exposed fence top does need a fence cap, regardless of the presence of ball stopper netting.

Submit requests not less than 5 working days prior to the specified Bid Opening date and time. In the event that this question requires clarification or modification of the Bidding Documents, such written information can only be provided by formal Addendum, distributed to all plan holders.



INSTRUCTIONS TO BIDDERS
ATTACHMENT #1:
PRE-BID REQUEST FOR INTERPRETATION FORM

SUBMIT FORM BY EMAIL TO INE.Mahopac@tetrattech.com

Project No.: 121111-19002

Date:

Project Name: Reconstruction to Mahopac High School, Mahopac Middle School, Mahopac Falls School, Bus Garage, and New Pump House

Bidder Contact Person: Carlos Flores
Bidder Company Name: Mehl Electric
Bidder Phone: 845 735 4004
Bidder Email Address: carlos@mehlnet.com

Question Pertains to: Elementary school scope of work

Drawing Number: FE160
Plan Area:
Room Number:
Drawing Detail Number:
Specification Section:

Question: (Please be specific) 1. confirm that disconnects per note 1 on this plan is the only scope of work here. It appears that when looking at Highschool drawing AE003 the feed to the pump house comes from the elementary school not the highschool, please confirm . AE700 also shows feed to pumphouse coming from the Highschool MDP, please provide correct drawing AE003 showing the route from the pumphouse to the highschool MDP location?
2. FE160 demo notes A-F mention demolition of lights, devices, disposl of lights with PCB. Can you provide plans that show lights to removed and which will need pcb removal? Or are these notes not part of the scope, please confirm scope of work at Elementary school?

Review by Architect/Engineers: Responded By: CREGA Date: 2/19/21

REFER TO BID ADDENDUM NO 3.

Submit requests not less than 5 working days prior to the specified Bid Opening date and time. In the event that this question requires clarification or modification of the Bidding Documents, such written information can only be provided by formal Addendum, distributed to all plan holders.



INSTRUCTIONS TO BIDDERS
ATTACHMENT #1:
PRE-BID REQUEST FOR INTERPRETATION FORM

SUBMIT FORM BY EMAIL TO INE.Mahopac@tetratech.com

Project No.: 121111-19002

Date: 2/16/21

Project Name: Reconstruction to Mahopac High School, Mahopac Middle School, Mahopac Falls School, Bus Garage, and New Pump House

Bidder Contact Person: Carlos Flores
Bidder Company Name: Mehl Electric
Bidder Phone: 845 735 4004
Bidder Email Address: carlos@mehlnet.com

Question Pertains to: Bus Garage

Drawing Number: GE160
Plan Area:
Room Number:
Drawing Detail Number:
Specification Section:

Question: (Please be specific) 1. Fan units show both notes 1 & 6 which state 2 different feeder sizes, can you confirm which feeder size we need to use for units F-4BG, F-1BG, F-3BG, which shown both notes 1 & 6, please clarify?

Review by Architect/Engineers:

Responded By: CREGA **Date:** 2/19/21

REFER TO BID ADDENDUM NO 3.

Submit requests not less than 5 working days prior to the specified Bid Opening date and time. In the event that this question requires clarification or modification of the Bidding Documents, such written information can only be provided by formal Addendum, distributed to all plan holders.



INSTRUCTIONS TO BIDDERS
ATTACHMENT #1:
PRE-BID REQUEST FOR INTERPRETATION FORM

SUBMIT FORM BY EMAIL TO INE.Mahopac@tetrattech.com

Project No.: 121111-19002

Date: 2/16/21

Project Name: Reconstruction to Mahopac High School, Mahopac Middle School, Mahopac Falls School, Bus Garage, and New Pump House

Bidder Contact Person: Carlos Flores
Bidder Company Name: Mehl Electric
Bidder Phone: 845 735 4004
Bidder Email Address: carlos@mehlnet.com

Question Pertains to: High School

Drawing Number: AE003
Plan Area:
Room Number:
Drawing Detail Number:
Specification Section:

Question: (Please be specific) 1. feeder to MDP panel from panel PH1 in pumphouse, can you show the exact location of MDP panel in AE003 through a sketch so we can accurately estimate the length of these feeders. where do the (2) 2" communication conduits go to inside the building? please clarify

Review by Architect/Engineers:

Responded By: CREGA **Date:** 2/19/21

REFER TO BID ADDENDUM NO 3.

Submit requests not less than 5 working days prior to the specified Bid Opening date and time. In the event that this question requires clarification or modification of the Bidding Documents, such written information can only be provided by formal Addendum, distributed to all plan holders.



INSTRUCTIONS TO BIDDERS
ATTACHMENT #1:
PRE-BID REQUEST FOR INTERPRETATION FORM

SUBMIT FORM BY EMAIL TO INE.Mahopac@tetrattech.com

Project No.: 121111-19002

Date: 2/17/21

Project Name: Reconstruction to Mahopac High School, Mahopac Middle School, Mahopac Falls School, Bus Garage, and New Pump House

Bidder Contact Person: Carlos Flores
Bidder Company Name: Mehl Electric
Bidder Phone: 845 735 4004
Bidder Email Address: carlos@mehlnet.com

Question Pertains to: High School

Drawing Number: AE002
Plan Area:
Room Number:
Drawing Detail Number:
Specification Section:

Question: (Please be specific) 1. can you confirm that the GC is responsible for the footings/support of the scoreboard we will furnish and install? Please clarify which trade is doing what scope for the scoreboard?

-

Review by Architect/Engineers:

Responded By: LR/TPG **Date:** 02/18/2021

The Electrical contractor is to provide a turnkey installation for the scoreboard as shown on AE002. This includes foundations and structure.

Submit requests not less than 5 working days prior to the specified Bid Opening date and time. In the event that this question requires clarification or modification of the Bidding Documents, such written information can only be provided by formal Addendum, distributed to all plan holders.



INSTRUCTIONS TO BIDDERS
ATTACHMENT #1:
PRE-BID REQUEST FOR INTERPRETATION FORM

SUBMIT FORM BY EMAIL TO INE.Mahopac@tetrattech.com

Project No.: 121111-19002

Date: 2/17/21

Project Name: Reconstruction to Mahopac High School, Mahopac Middle School, Mahopac Falls School, Bus Garage, and New Pump House

Bidder Contact Person: Carlos Flores
Bidder Company Name: Mehl Electric
Bidder Phone: 845 735 4004
Bidder Email Address: carlos@mehlnet.com

Question Pertains to: High School

Drawing Number: AE003
Plan Area:
Room Number:
Drawing Detail Number:
Specification Section:

Question: (Please be specific) 1. note 2, who is to furnish and install water mixer control panel?

-

Review by Architect/Engineers: Responded By: CR Date: 02.19.2021

**WATER MIXER CONTROL PANEL FURNISHED AND INSTALLED BY OTHERS,
120V POWER BY EC. 120V POWER FROM PANEL PH-1**

Submit requests not less than 5 working days prior to the specified Bid Opening date and time. In the event that this question requires clarification or modification of the Bidding Documents, such written information can only be provided by formal Addendum, distributed to all plan holders.



INSTRUCTIONS TO BIDDERS
ATTACHMENT #1:
PRE-BID REQUEST FOR INTERPRETATION FORM

SUBMIT FORM BY EMAIL TO INE.Mahopac@tetrattech.com

Project No.: 121111-19002

Date: 2/17/21

Project Name: Reconstruction to Mahopac High School, Mahopac Middle School, Mahopac Falls School, Bus Garage, and New Pump House

Bidder Contact Person: Carlos Flores
Bidder Company Name: Mehl Electric
Bidder Phone: 845 735 4004
Bidder Email Address: carlos@mehlnet.com

Question Pertains to: High School

Drawing Number: AE001
Plan Area:
Room Number:
Drawing Detail Number:
Specification Section:

Question: (Please be specific) 1. note 1 to reroute existing feeder, where are we rerouting this to, please clarify scope of work?

-

Review by Architect/Engineers:

Responded By: CREGA **Date:** 2/19/21

REFER TO BID ADDENDUM NO 3.

Submit requests not less than 5 working days prior to the specified Bid Opening date and time. In the event that this question requires clarification or modification of the Bidding Documents, such written information can only be provided by formal Addendum, distributed to all plan holders.



INSTRUCTIONS TO BIDDERS
ATTACHMENT #1:
PRE-BID REQUEST FOR INTERPRETATION FORM

SUBMIT FORM BY EMAIL TO INE.Mahopac@tetrattech.com

Project No.: 121111-19002

Date: 2/17/21

Project Name: Reconstruction to Mahopac High School, Mahopac Middle School, Mahopac Falls School, Bus Garage, and New Pump House

Bidder Contact Person: Carlos Flores
Bidder Company Name: Mehl Electric
Bidder Phone: 845 735 4004
Bidder Email Address: carlos@mehlnet.com

Question Pertains to: SCOREBOARD

Drawing Number: HE100 & AE002
Plan Area:
Room Number:
Drawing Detail Number:
Specification Section:

Question: (Please be specific) 1. HE100 shows panel schedule with circuit feeding scoreboard, and receptacle at scoreboard. Plan AE002 note 3 states for us to extend existing conduit to pumphouse (what size conduit)? Please clarify this scope. I assume no work needs to be done to exiting conduit shown on A001 and that the scoreboard and outlet per notes 1 &5 on AE002 will be powered by a new conduit and feeder coming from the pumphouse, please clarify/confirm scope?

Review by Architect/Engineers: Responded By: CREGA Date: 2/19/21

REFER TO BID ADDENDUM NO 3.

Submit requests not less than 5 working days prior to the specified Bid Opening date and time. In the event that this question requires clarification or modification of the Bidding Documents, such written information can only be provided by formal Addendum, distributed to all plan holders.



INSTRUCTIONS TO BIDDERS
ATTACHMENT #1:
PRE-BID REQUEST FOR INTERPRETATION FORM

SUBMIT FORM BY EMAIL TO INE.Mahopac@tetrattech.com

Project No.: 121111-19002

Date: 2/17/21

Project Name: Reconstruction to Mahopac High School, Mahopac Middle School, Mahopac Falls School, Bus Garage, and New Pump House

Bidder Contact Person: Carlos Flores
Bidder Company Name: Mehl Electric
Bidder Phone: 845 735 4004
Bidder Email Address: carlos@mehlnet.com

Question Pertains to: SCOREBOARD

Drawing Number: A002
Plan Area:
Room Number:
Drawing Detail Number:
Specification Section:

Question: (Please be specific) 1. note 6 can you confirm the feeder size, drawing is corrupted and does not show the feeder size. Also confirm that the panel in the concession stand is existing and adequate for new load? Also confirm you want an additional spare 2" conduit from concession stand to the field location shown on plan? _

Review by Architect/Engineers:

Responded By: CREGA **Date:** 2/19/21

**REFER TO ADDENDUM NO 3. FEEDER SIZE IS #6 in 1"C
YES PROVIDE SPARE CONDUIT AS SHOWN ON DRAWINGS**

Submit requests not less than 5 working days prior to the specified Bid Opening date and time. In the event that this question requires clarification or modification of the Bidding Documents, such written information can only be provided by formal Addendum, distributed to all plan holders.-----



INSTRUCTIONS TO BIDDERS
ATTACHMENT #1:
PRE-BID REQUEST FOR INTERPRETATION FORM

SUBMIT FORM BY EMAIL TO INE.Mahopac@tetrattech.com

Project No.: 121111-19002

Date: 2/17/21

Project Name: Reconstruction to Mahopac High School, Mahopac Middle School, Mahopac Falls School, Bus Garage, and New Pump House

Bidder Contact Person: Carlos Flores
Bidder Company Name: Mehl Electric
Bidder Phone: 845 735 4004
Bidder Email Address: carlos@mehlnet.com

Question Pertains to: SCOREBOARD

Drawing Number: HE100 & AE002
Plan Area:
Room Number:
Drawing Detail Number:
Specification Section:

Question: (Please be specific) 1. detail 4/AE002 shows a nema 3R 30A fused disconnect to feed scoreboard, but circuit on panel schedule PH1 in pumphouse shows this as a 20A single pole circuit, please confirm size of disconnect and feeder size for this circuit?
2. note 4 on AE002 does not appear on the plans, is there any scope here we need to include?

Review by Architect/Engineers:

Responded By: CREGA **Date:** 2/19/21

- 1. SIZE SHOWN IS CORRECT
- 2. REFER TO ADDENDUM NO 3

Submit requests not less than 5 working days prior to the specified Bid Opening date and time. In the event that this question requires clarification or modification of the Bidding Documents, such written information can only be provided by formal Addendum, distributed to all plan holders.



INSTRUCTIONS TO BIDDERS
ATTACHMENT #1:
PRE-BID REQUEST FOR INTERPRETATION FORM

SUBMIT FORM BY EMAIL TO INE.Mahopac@tetratech.com

Project No.: 121111-19002

Date: 2/18/21

Project Name: Reconstruction to Mahopac High School, Mahopac Middle School, Mahopac Falls School, Bus Garage, and New Pump House

Bidder Contact Person: Carlos Flores
Bidder Company Name: Mehl Electric
Bidder Phone: 845 735 4004
Bidder Email Address: carlos@mehlnet.com

Question Pertains to: Middle School

Drawing Number: BE001
Plan Area:
Room Number:
Drawing Detail Number:
Specification Section:

Question: (Please be specific) 1. note 1 on BE001, clarify scope. Where are we extending this existing circuit to and from? noted 2 is not shown on plans for new location. Also provide size of conduit and cable for us to extend?
2. note 3, to what circuit are we wiring the pole receptacles to? to panel L-1B? where is panel L-1B located, plans do not show. Neither does BE160? there is no room 145? please provide location
3.note 4 circuit for new 20' light poles is new pipe and wire correct, there is not existing circuit out there for us to intercept? please clarify/ confirm scope?
4. note 5 for Alternate: can you please clarify the exact scope. where are is the existing circuit that we are relocating to the scoreboard? can you provide old location and new location, feeder size so we know what we are relocating and possibly extending?
5. note 6, confirm that new flagpole will go in same location of existing?

Review by Architect/Engineers: _____ **Responded By:** CREGA **Date:** 2/19/21

- 1. REFER TO BID ADDENDUM NO 3
- 2. REFER TO BID ADDENDUM NO 3
- 3. CONFIRMED, NEW CONDUIT AND WIRE.
- 4. REFER TO BID ADDENDUM NO 3
- 5. CONFIRMED, REFER TO BC DRAWING.

Submit requests not less than 5 working days prior to the specified Bid Opening date and time. In the event that this question requires clarification or modification of the Bidding Documents, such written information can only be provided by formal Addendum, distributed to all plan holders.



INSTRUCTIONS TO BIDDERS
ATTACHMENT #1:
PRE-BID REQUEST FOR INTERPRETATION FORM

SUBMIT FORM BY EMAIL TO INE.Mahopac@tetrattech.com

Project No.: 121111-19002

Date: 2/18/21

Project Name: Reconstruction to Mahopac High School, Mahopac Middle School, Mahopac Falls School, Bus Garage, and New Pump House

Bidder Contact Person: Carlos Flores
Bidder Company Name: Mehl Electric
Bidder Phone: 845 735 4004
Bidder Email Address: carlos@mehlnet.com

Question Pertains to: Middle School ALTERNATE

Drawing Number: BE001
Plan Area:
Room Number:
Drawing Detail Number:
Specification Section:

Question: (Please be specific) 1. spec bid form list the athletic field as the alternate, but drawing BE001 note 5 only list the relocation of circuit as the alternate. Please clarify what scope of work goes in the Alternate, just note 5 scope or the entire BE001 Athletic field scope of work shown?

-

Review by Architect/Engineers:

Responded By: CREGA **Date:** 2/19/21

ALTERNATE ON BE001 IS NOTE 5 ONLY. REFER TO BC PLANS FOR ATHLETIC FIELD ALTERNATES.

Submit requests not less than 5 working days prior to the specified Bid Opening date and time. In the event that this question requires clarification or modification of the Bidding Documents, such written information can only be provided by formal Addendum, distributed to all plan holders.



INSTRUCTIONS TO BIDDERS
ATTACHMENT #1:
PRE-BID REQUEST FOR INTERPRETATION FORM

SUBMIT FORM BY EMAIL TO INE.Mahopac@tetrattech.com

Project No.: 121111-19002

Date: 2/19/21

Project Name: Reconstruction to Mahopac High School, Mahopac Middle School, Mahopac Falls School, Bus Garage, and New Pump House

Bidder Contact Person: Carlos Flores
Bidder Company Name: Mehl Electric
Bidder Phone: 845 735 4004
Bidder Email Address: carlos@mehlnet.com

Question Pertains to: HIGH SCHOOL

Drawing Number: A050,A051,A052
Plan Area:
Room Number:
Drawing Detail Number: NOTES 1 &2
Specification Section:

Question: (Please be specific) 1. Notes 1 & 2 ask for us to fully replace panels, please provide panel schedule and manufacturer so we know exactly what to provide. provide list of panels so we know how many panels will need to be replaced, I assume all this work will take place during the summer 2020? please clarify/confirm scope?

-

Review by Architect/Engineers: _____ **Responded By:** CREGA **Date:** 2/19/21

REFERENCE DWG AE600 FOR PANEL SCHEDULES AND ADDENDUM 2.
REFERENCE SPECIFICATION 262416 FOR PANEL REQUIREMENTS.

Submit requests not less than 5 working days prior to the specified Bid Opening date and time. In the event that this question requires clarification or modification of the Bidding Documents, such written information can only be provided by formal Addendum, distributed to all plan holders.



INSTRUCTIONS TO BIDDERS
ATTACHMENT #1:
PRE-BID REQUEST FOR INTERPRETATION FORM

SUBMIT FORM BY EMAIL TO INE.Mahopac@tetratech.com

Project No.: 121111-19002

Date: 2/11/2021

Project Name: Reconstruction to Mahopac High School, Mahopac Middle School, Mahopac Falls School, Bus Garage, and New Pump House

Bidder Contact Person: CHRIS COLANDREA
Bidder Company Name: NORTHBROOK CONTRACTING CORP
Bidder Phone: 914-879-6099
Bidder Email Address: NORTHBROOKCHRIS@YAHOO.COM

Question Pertains to:

Drawing Number:
Plan Area: AC-100
Room Number: A
Drawing Detail Number: 3, 19, 26
Specification Section: DEMO

Question: (Please be specific)

THERE ARE SOME CONFLICTING DETAILS ON THE DEMO DRAWING . DETAIL 3 STATES TO SAVE AND PROTECT EXISTING FENCING. DETAIL 19 STATES TO REMOVE FENCE, POSTS AND FOOTINGS DETAIL 26 STATES TO PROVIDE TEMP REMOVAL AND REINSTALL FENCING. PLEASE CLARIFY.

Review by Architect/Engineers:

Responded By: D.Bussmann **Date:** 2/18/2021

(It's assumed that the term "Detail" in the question above refers to "Keynote")

Disregard Keynote 3 indicated in sheet grid locations J-6 and J-8, and apply Keynote 19. Disregard Keynote 26 in sheet grid locations H-10 and I-10, and apply Keynote 19. The intent is the chain link fence be demoed completed. Keynote 26 should apply only to the northerly end (approx. 20 ft.) of the baseball field to allow installation of the proposed water service, with re-installation at the completion of work.

Submit requests not less than 5 working days prior to the specified Bid Opening date and time. In the event that this question requires clarification or modification of the Bidding Documents, such written information can only be provided by formal Addendum, distributed to all plan holders.



INSTRUCTIONS TO BIDDERS
ATTACHMENT #1:
PRE-BID REQUEST FOR INTERPRETATION FORM

SUBMIT FORM BY EMAIL TO INE.Mahopac@tetrattech.com

Project No.: 121111-19002

Date: 2/11/2021

Project Name: Reconstruction to Mahopac High School, Mahopac Middle School, Mahopac Falls School, Bus Garage, and New Pump House

Bidder Contact Person: CHRIS COLANDREA
Bidder Company Name: NORTHBROOK CONTRACTING CORP
Bidder Phone: 914-879-6099
Bidder Email Address: NORTHBROOKCHRIS@YAHOO.COM

Question Pertains to:

Drawing Number: AC-120
Plan Area: A
Room Number:
Drawing Detail Number: 6 ON ZC500
Specification Section: NO SPEC

Question: (Please be specific)

KEY NOTE # 3 ON AC-120 STATES TO INSTALL AGGRAGATE PAVING. DETAIL DOES NOT SHOW WHAT MATERIAL TO USE FOR TOP COURSE. PLEASE ADVISE IF THEIR IS A SPEC FOR THIS.

Review by Architect/Engineers:

Responded By: D.Bussmann **Date:** 2/18/2021

Per the detail, provide 6" depth of NYSDOT Type 2 compacted granular fill as specified, and 2" aggregate surfacing. Refer to forthcoming Addendum #3 for aggregate surfacing material requirements.

Submit requests not less than 5 working days prior to the specified Bid Opening date and time. In the event that this question requires clarification or modification of the Bidding Documents, such written information can only be provided by formal Addendum, distributed to all plan holders.



INSTRUCTIONS TO BIDDERS
ATTACHMENT #1:
PRE-BID REQUEST FOR INTERPRETATION FORM

SUBMIT FORM BY EMAIL TO INE.Mahopac@tetrattech.com

Project No.: 121111-19002

Date: 2/11/2021

Project Name: Reconstruction to Mahopac High School, Mahopac Middle School, Mahopac Falls School, Bus Garage, and New Pump House

Bidder Contact Person: CHRIS COLANDREA
Bidder Company Name: NORTHBROOK CONTRACTING CORP
Bidder Phone: 914-879-6099
Bidder Email Address: NORTHBROOKCHRIS@YAHOO.COM

Question Pertains to:

Drawing Number: AC-120
Plan Area: A
Room Number:
Drawing Detail Number: 5 ON ZC501
Specification Section:

Question: (Please be specific)

ON AC-120 THERE IS NO CALL OUT FOR PERIMETER CONCRETE CURB AROUND SYNTHETIC FIELD. DETAIL 5 ON ZC-501 SHOWS FENCE POSTS A IN 12" X 24" PERIMETER CURB. PLEASE CONFIRM THERE IS A CURB AROUND FIELD. THE NEW SYNTHETIC FIELD IN PHASE 2 CALLS OUT FOR A PERIMETER CURB THAT IS 14"W X 60"D. PLEASE CONFIRM THAT THIS DETAIL 4 ON ZC-506 IS CORRECT.

Review by Architect/Engineers:

Responded By: D.Bussmann **Date:** 2/18/2021

Refer to Addendum #3 for clarification. The intent is that the fence / ballstopper netting foundation pour at the high school, and the fence foundation pour at the middle school will act as the curb for fastening the turf curb nailer, and there will be no separate curb.

Submit requests not less than 5 working days prior to the specified Bid Opening date and time. In the event that this question requires clarification or modification of the Bidding Documents, such written information can only be provided by formal Addendum, distributed to all plan holders.



INSTRUCTIONS TO BIDDERS
ATTACHMENT #1:
PRE-BID REQUEST FOR INTERPRETATION FORM

SUBMIT FORM BY EMAIL TO INE.Mahopac@tetratech.com

Project No.: 121111-19002

Date: 2/11/2021

Project Name: Reconstruction to Mahopac High School, Mahopac Middle School, Mahopac Falls School, Bus Garage, and New Pump House

Bidder Contact Person: CHRIS COLANDREA
Bidder Company Name: NORTHBROOK CONTRACTING CORP
Bidder Phone: 914-879-6099
Bidder Email Address: NORTHBROOKCHRIS@YAHOO.COM

Question Pertains to:

Drawing Number:

Plan Area:

Room Number:

Drawing Detail Number:

Specification Section:
AC-120
A
2,3,5,6 ON ZC-501

Question: (Please be specific)

CAN YOU PLEASE PROVIDE A PROFILE DETAIL OF THE DISTANCES BETWEEN THE PERIMETER CURB AROUND FIELD AND BALL STOP FOOTINGS , AND ADVISE IF THE FOOTBALL NETTING CURB/FOOTINGS ARE IN ADDITION TO THE PERIMETER CURBING AND BALLSTOP FOOTINGS.

Review by Architect/Engineers:

Responded By: D.Bussmann **Date:** 2/18/2021

There will be no separate perimeter curbing in situations where fence / ballstopper netting system (at high school) and fence alone (at middle school) is shown. At both locations the perimeter fencing and ballstopper netting system will be integral in the concrete foundation pour and will act as the perimeter curbing. Synthetic turf wood curb nailer shall be mounted directly to this curb. (Note: Football safety netting indicated by AC120 Keynote 30 and Detail 3, ZC501 will not apply, and entire end line will be combination fence / ballstopper netting system at the high school, and only fence at the middle school. See forthcoming Addendum #3 for additional clarifications.)

Submit requests not less than 5 working days prior to the specified Bid Opening date and time. In the event that this question requires clarification or modification of the Bidding Documents, such written information can only be provided by formal Addendum, distributed to all plan holders.



INSTRUCTIONS TO BIDDERS
ATTACHMENT #1:
PRE-BID REQUEST FOR INTERPRETATION FORM

SUBMIT FORM BY EMAIL TO INE.Mahopac@tetratech.com

Project No.: 121111-19002

Date: 2/11/21

Project Name: Reconstruction to Mahopac High School, Mahopac Middle School, Mahopac Falls School, Bus Garage, and New Pump House

Bidder Contact Person: Jim Sass III
Bidder Company Name: J&J Sass Electric Inc.

Bidder Phone: 845-331-8666
Bidder Email Address: jimsass3@jjsass.com

Question Pertains to:

Drawing Number:
Plan Area:
Room Number:
Drawing Detail Number:
Specification Section:

Question: (Please be specific)

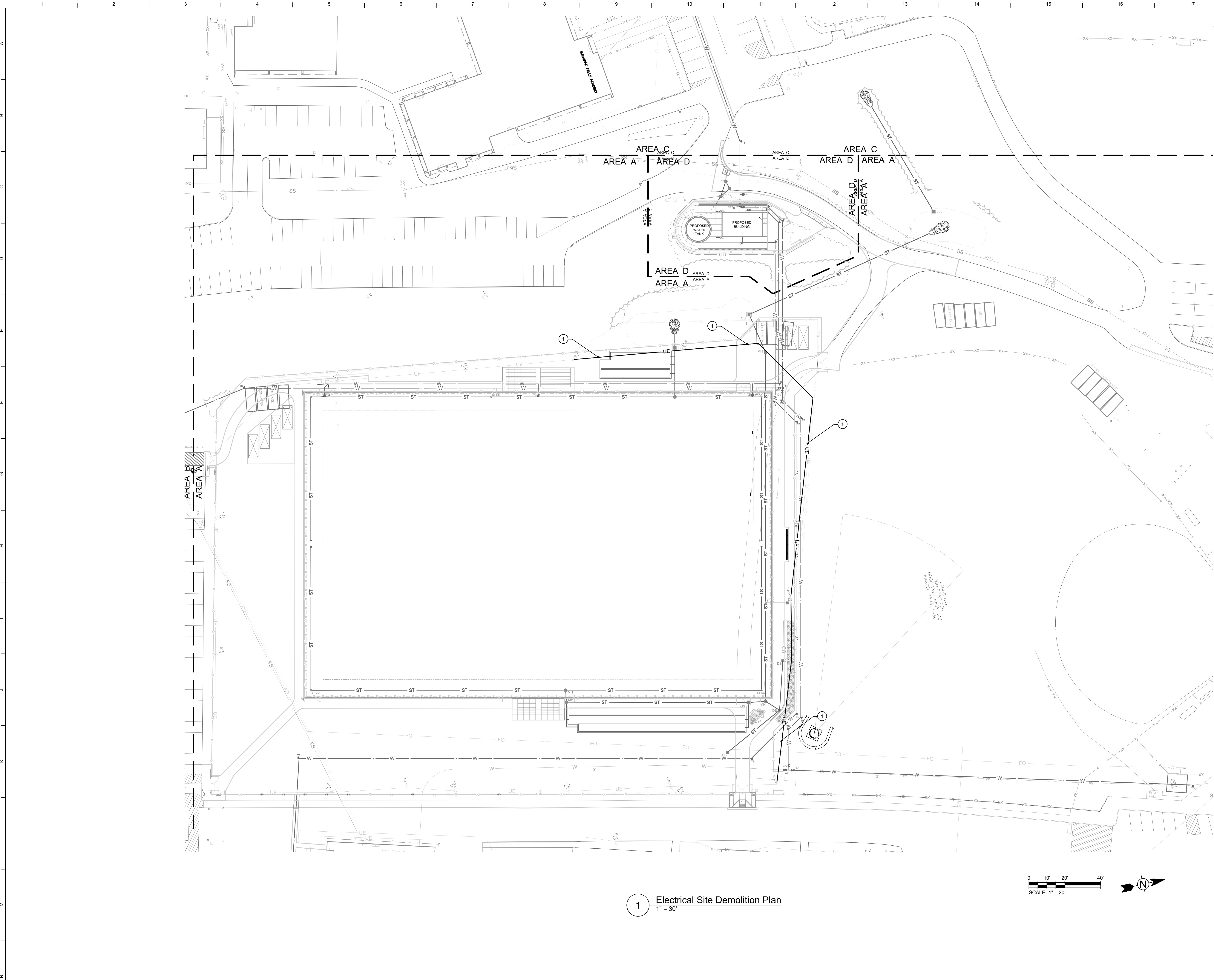
Please provide the speaker and clock/speaker specification sections along with wiring diagrams for the system.

Review by Architect/Engineers:

Responded By: CRega **Date:** 02/19/2021

Refer to forthcoming Bid Addendum No. 3

Submit requests not less than 5 working days prior to the specified Bid Opening date and time. In the event that this question requires clarification or modification of the Bidding Documents, such written information can only be provided by formal Addendum, distributed to all plan holders.



Keyed Notes:
 1 SECTION OF UNDERGROUND ELECTRIC TO BE RE-ROUTED TO FOR WATER-LINE. MAINTAIN EXISTING RACEWAY, CONDUCTOR SIZE.

S.E.D. Control No. 48-01-01-06-0-006-013
 S.E.D. Control No. 48-01-01-06-7-026-001
 S.E.D. Control No. 48-01-01-06-0-003-008
 S.E.D. Control No. 48-01-01-06-0-004-020

Rev. No.:	2/22/21	BID Addendum No 3
Date:		Description:



complex world | CLEAR SOLUTIONS
 Tetra Tech Engineers, Architects & Landscape Architects, P.C.

BID SET

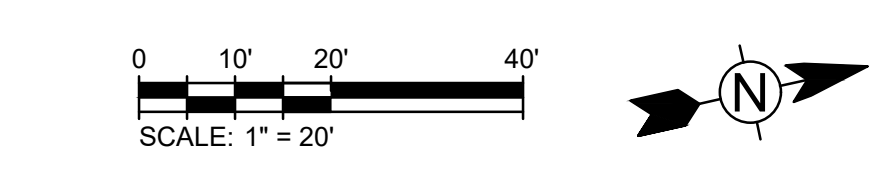


Mahopac Central School District
 Mahopac, NY

Reconstruction to:
 Mahopac High School

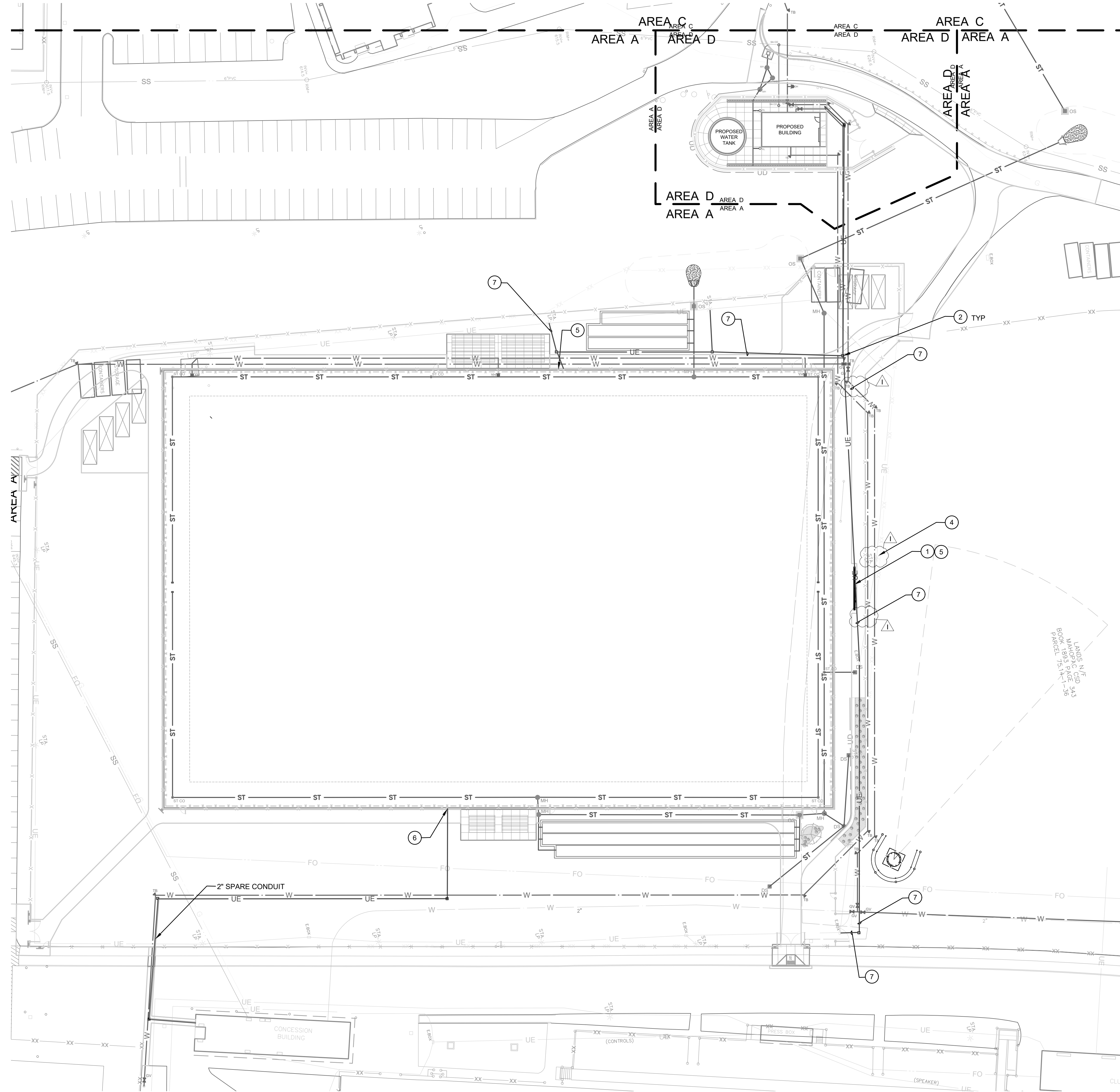
Electrical Site Demolition Plan

Drawn by: SGV/km	Date: 08/21/20	Drawing No.:
T+ Project No.:		AE001

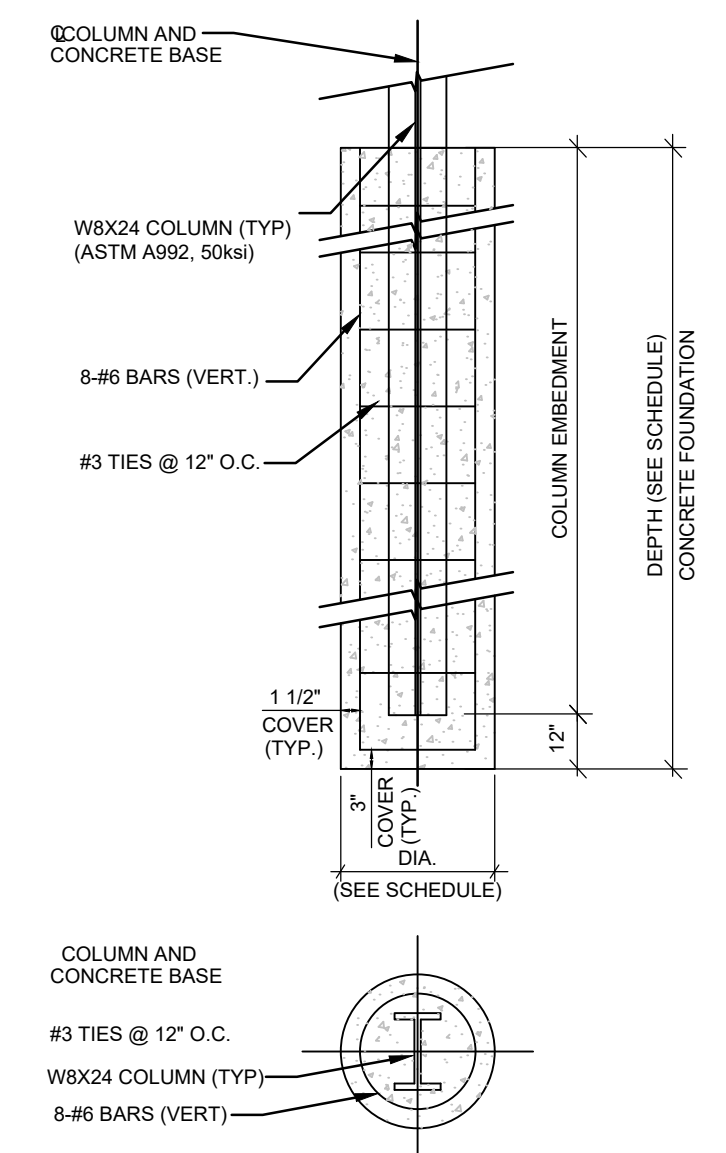
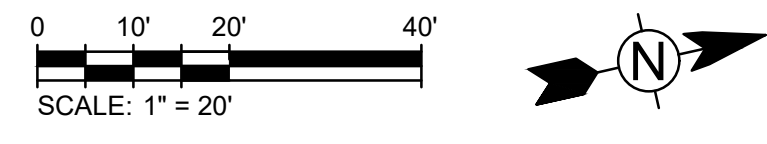


1 Electrical Site Demolition Plan
 1" = 30'

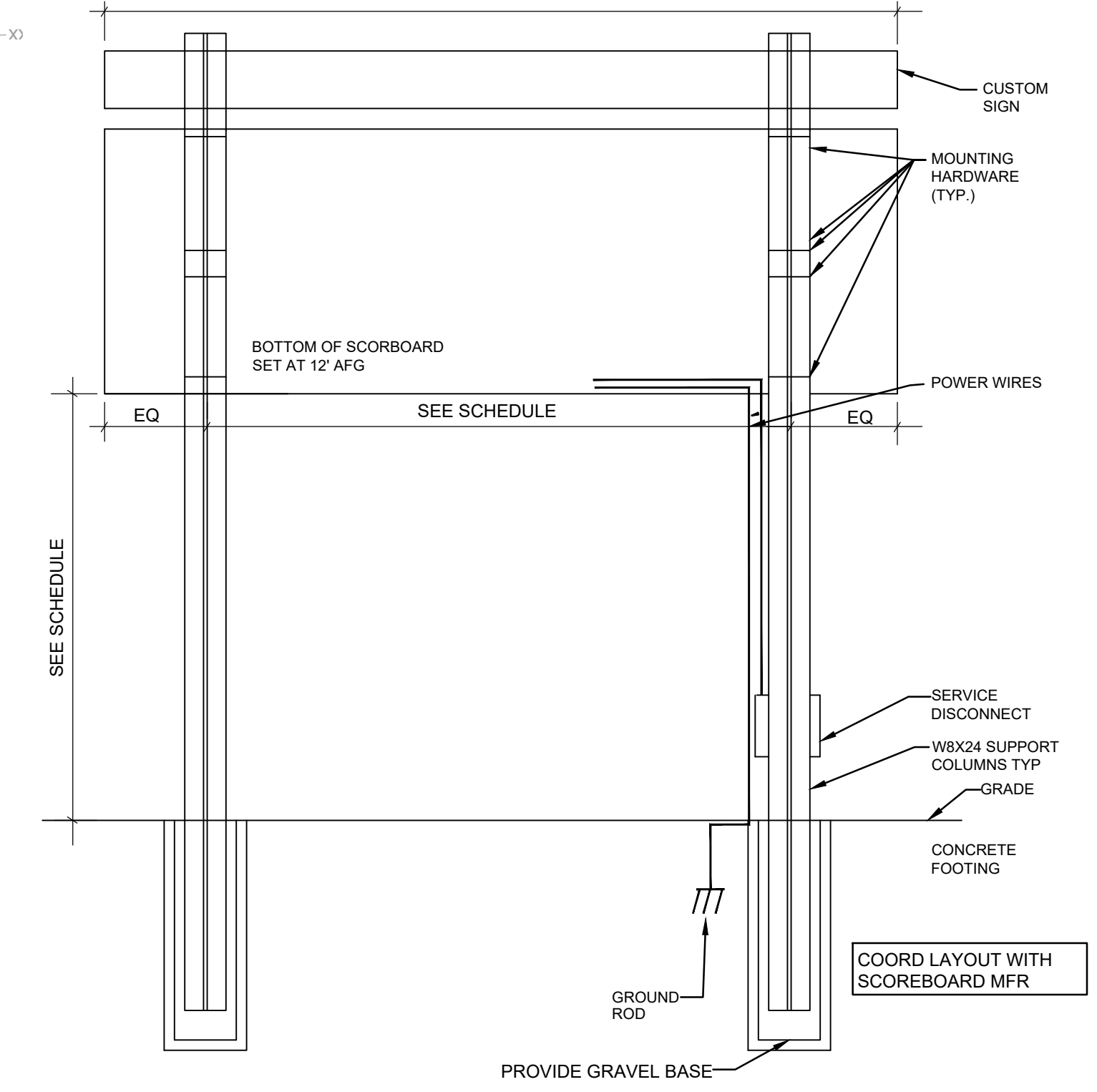
DRAWING RE-ISSUED BY BID ADDENDUM NO 3



1 Electrical Site Demolition Plan
1" = 30'

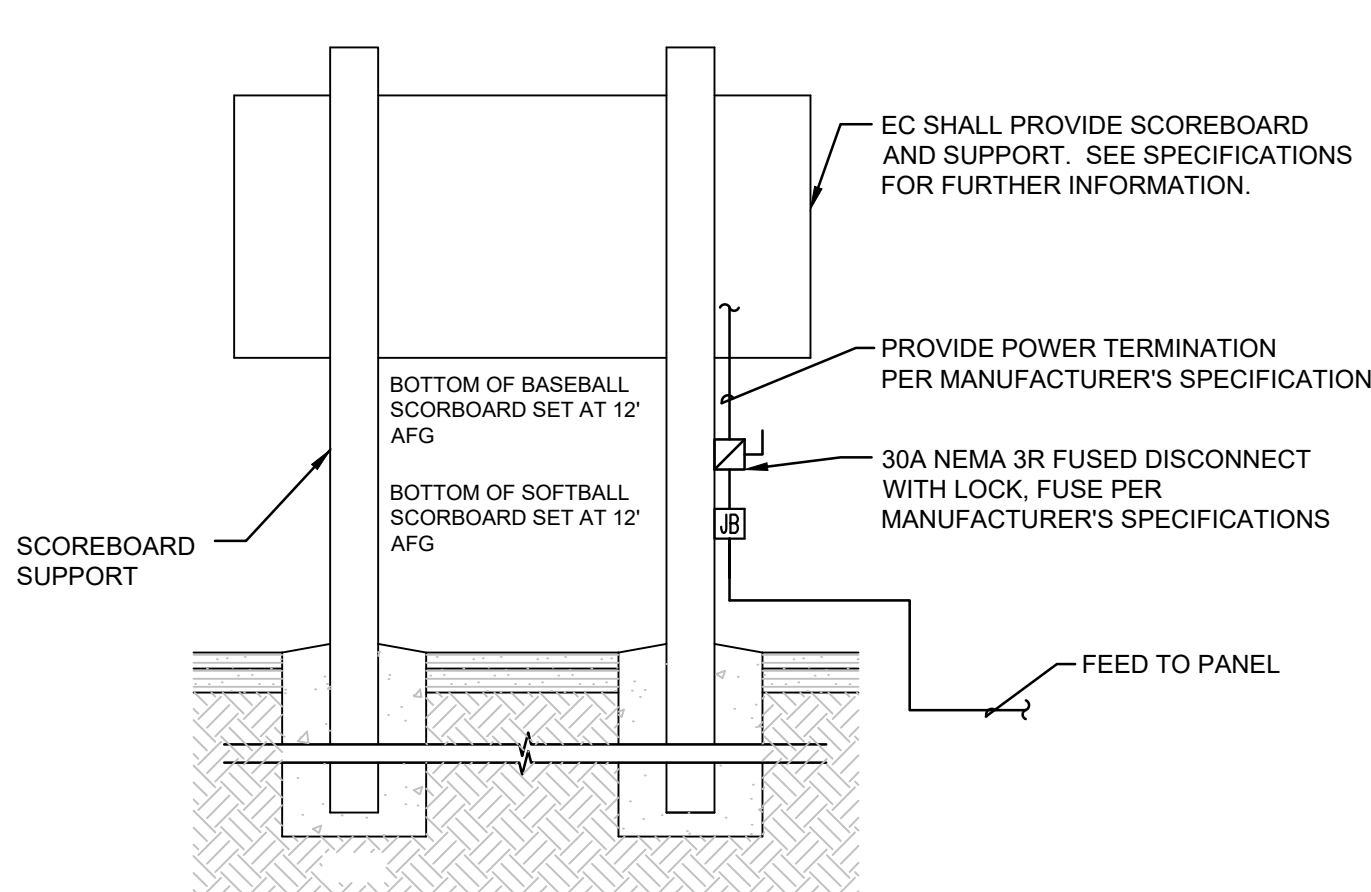


2 Scoreboard Support Detail
No Scale



3 Scoreboard Mounting Detail
No Scale

SCOREBOARD SCHEDULE						
LOCATION	FOOTING DIA.	FOOTING DEPTH	COLUMN SIZE	COLUMN HEIGHT ABOVE GRADE	SPACING	NOTES
FOOTBALL FIELD	3'-0"	11'-0"	W12X53	12'-0"	5'-0"	BOTTOM OF SCOREBOARD TO BE A MIN. OF 8'-0" ABOVE PLAYING FIELD



4 Scoreboard Installation Detail
No Scale

OVERALL LENGTH - COORDINATE WITH MANUFACTURER

- Keyed Notes:**
- 1 PROVIDE SCOREBOARD AND ASSOCIATED SUPPORT. REFER TO SPECIFICATIONS FOR FURTHER INFORMATION. PROVIDE 20A1P BREAKER, CIRCUIT (2)86, (1)86 G IN 1" CONDUIT FOR CONNECTION OF SCOREBOARD. CIRCUIT TO PANEL PH1 IN PUMP HOUSE.
 - 2 PROVIDE A QUARTZITE 17" x 17" x 30" DEEP SPLICE/PULL BOX WITH "ELECTRIC" COVER.
 - 3 NOT USED
 - 4 MAINTAIN LIGHT POLE DURING WATERLINE CONSTRUCTION.
 - 5 PROVIDE NEMA 3R RECEPTACLE IN WEATHERPROOF ENCLOSURE AND 20A1P BREAKER, CIRCUIT (2)86, (1)86 G IN 1" CONDUIT CIRCUIT TO PANEL PH1 IN PUMP HOUSE. MOUNT 18" AFG. COORDINATE ALL WORK WITH FENCE INSTALLATION.
 - 6 PROVIDE NEMA 3R RECEPTACLE IN WEATHERPROOF ENCLOSURE AND 20A1P BEAKER, CIRCUIT (2)86, (1)86 G IN 1" CONDUIT CIRCUIT TO PANEL PH1 IN CONCESSION STAND. MOUNT 18" AFG. COORDINATE ALL WORK WITH FENCE INSTALLATION.
 - 7 MAINTAIN EXISTING RACEWAY AND CONDUCTOR SIZE AND RELOCATE.

S.E.D. Control No. 48-01-01-06-0-006-013
S.E.D. Control No. 48-01-01-06-7-026-001
S.E.D. Control No. 48-01-01-06-0-003-008
S.E.D. Control No. 48-01-01-06-0-004-020

2/22/21 BID Addendum No 3
Rev. No.: Date: Description:



complex world CLEAR SOLUTIONS
Tetra Tech Engineers, Architects & Landscape Architects, P.C.



Mahopac Central School District
Mahopac, NY

Reconstruction to:
Mahopac High School

Electrical Site Plan - Site Lighting and Scoreboard

Drawn by: CR	Date: 08/21/20	Drawing No.:
T+ Project No.:		AE002

DRAWING RE-ISSUED BY BID ADDENDUM NO 3

Demolition General Notes

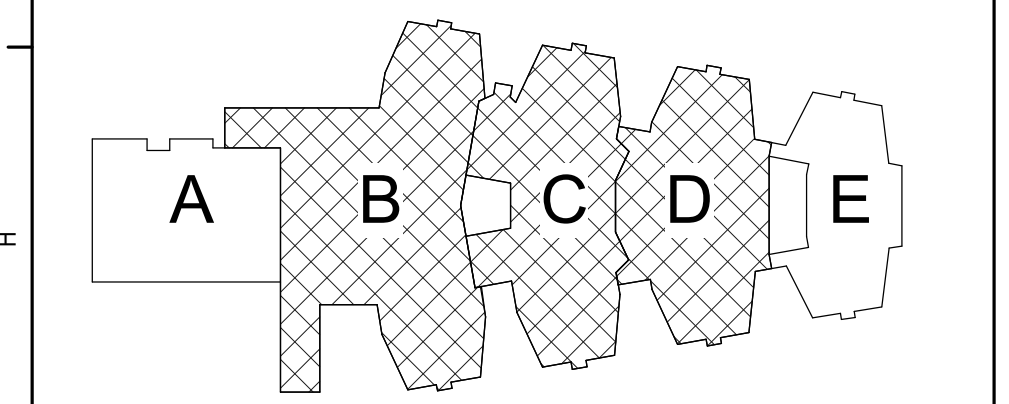
- A. ALL ELECTRICAL DEVICES INTERFERING WITH DEMOLITION WORK SHALL BE DISCONNECTED AND REMOVED, UNLESS OTHERWISE NOTED. EXISTING CIRCUIT WIRING SHALL BE REMOVED BACK TO SOURCE AND PANEL DIRECTORIES MODIFIED ACCORDINGLY.
- B. ANY DEVICE INTERFERING WITH DEMOLITION WORK NOT SHOWN ON THESE DRAWINGS SHALL NOT BE REMOVED WITHOUT WRITTEN AUTHORIZATION FROM THE OWNER'S REPRESENTATIVE OR THE ENGINEER.
- C. ALL ELECTRICAL DEMOLITION WORK SHALL BE PROPERLY COORDINATED WITH ALL OTHER TRADES.
- D. REFER TO SPECIFICATIONS SECTION 26010 FOR DEMOLITION REQUIREMENTS.
- E. EC IS SOLELY RESPONSIBLE FOR THE SAFE HANDLING AND DISPOSAL OF ALL REMOVED LIGHT FIXTURES AND BALLASTS THAT MAY CONTAIN PCBs (POLYCHLORINATED BIPHENYLES), IN ACCORDANCE WITH ALL APPLICABLE EPA, OSHA, FEDERAL, STATE, AND LOCAL CODES AND LAWS.
- F. EC IS SOLELY RESPONSIBLE FOR THE SAFE HANDLING AND DISPOSAL OF ALL REMOVED FLUORESCENT LIGHT TUBES THAT MAY CONTAIN MERCURY, IN ACCORDANCE WITH ALL APPLICABLE EPA, OSHA, FEDERAL, STATE, AND LOCAL CODES AND LAWS.
- G. AT ALL CORRIDORS WHERE NEW CEILING ARE BEING INSTALLED, DISCONNECT AND REMOVE DEVICES AS INDICATED. TAG EXISTING WIRING FOR REUSE.

Keyed Notes

- 1. REPLACE EXISTING RECESSED PANELS AT LOCATIONS SHOWN. REMOVE ENTIRE PANEL INCLUDING BACKBOX. SAW CUT EXISTING WALL TO ACCOMMODATE PANEL WITH BREAKER REQUIREMENTS AS SHOWN. PROVIDE CUSTOM PANEL COVER EXISTING OPENING.
- 2. REPLACE EXISTING SURFACE PANELS AT LOCATIONS SHOWN. REMOVE ENTIRE PANEL INCLUDING BACKBOX, AND INSTALL REPLACEMENT PANEL WITH BREAKER REQUIREMENTS AS SHOWN.
- 3. CONTRACTOR TO TRACE OUT ALL EXISTING BRANCH CIRCUITS IN PANEL TO PROVIDE A DETAILED, ACCURATE, TYPE WRITTEN DIRECTORY WITH CORRECT ROOM NAMES AND NUMBERS.

General Notes

- A. COORDINATE ALL ELECTRICAL WORK AND POWER OUTAGES WITH OWNER AND OTHER TRADES PRIOR TO THE START OF CONSTRUCTION. NO POWER OUTAGES SHALL OCCUR WITHOUT OWNER'S PRIOR KNOWLEDGE AND CONSENT.
- B. REFER TO DRAWING SA FOR STANDARD SYMBOLS AND ABBREVIATIONS.
- C. AT ALL CORRIDORS WHERE NEW CEILING ARE BEING INSTALLED, REINSTALL DEVICES ON NEW CEILING AS SHOWN ON NEW WORK DRAWINGS AND EXTEND/MODIFY EXISTING CIRCUITRY AS REQUIRED.
- D. CIRCUIT WIRING FOR ALL LIGHTING CIRCUITS SHALL BE IN 1/2" EMT CONDUIT (MIN) OR TYPE MC CABLE CONCEALED ABOVE CEILING AND IN WALLS (REFER TO SPECIFICATION SECTION 26 05 33 FOR LOCATIONS WHERE MC CABLE IS ACCEPTABLE). ALL CIRCUIT CONDUCTORS SHALL BE #12AWG COPPER (MIN) 90°C THIN THERMOPLASTIC INSULATION.
- E. PROPERLY IDENTIFY ALL CIRCUITS AT PANELS AND J-BOXES AND IN ACCORDANCE WITH PROJECT SPECIFICATIONS.
- F. PROVIDE ALL ADAPTERS, COUPLINGS AND ASSOCIATED FITTINGS REQUIRED FOR COMPLETE OPERATIONAL SYSTEM.
- G. INSTALL CHAIN-HUNG LIGHT FIXTURES AFTER ALL MECHANICAL AND PLUMBING EQUIPMENT, PIPING AND DUCTWORK HAVE BEEN INSTALLED.
- H. WHEN INSTALLING NEW DEVICES IN EXISTING LOCATIONS, REUSE EXISTING CONDUIT/RACEWAY AND BACK BOXES IF IN GOOD CONDITION. EXTEND/INSTALL NEW CONDUIT/RACEWAY AS REQUIRED FOR PROPER MOUNTING OF DEVICE. CONCEAL ABOVE CEILING OR WITHIN WALLS WHERE POSSIBLE. REFER TO SPECIFICATION SECTION 26 05 33.
- J. UNLESS NOTED ELSEWHERE ON THE CONTRACT DOCUMENTS, THE FOLLOWING LIST REPRESENTS THE TYPICAL MOUNTING HEIGHTS FOR THE DEVICES SHOWN:
 - 1. SWITCHES AND PANIC STATIONS.....48" (TO TOP)
 - 2. RECEPTACLES.....16"
 - 3. COMPUTER RECEPTACLES.....16"
 - 4. WALL (W) TELEPHONE AND/OR CALL SWITCHES...48" (TO TOP)
 - 5. TELEPHONE OUTLETS (UNLABELED).....16"
 - 6. VOLUME CONTROLS.....48" (TO TOP)
 - 7. TELEVISION OUTLETS.....16"
 - 8. FIRE ALARM PULL STATIONS.....48" (TO TOP)
 - 9. FIRE ALARM AUDIOVISUAL UNITS.....28"
 - 10. POWER PANELS.....72" (TO TOP)
 - 11. DISCONNECT SWITCHES.....60" (TO TOP)
 - 12. MOTOR STARTERS.....60" (TO TOP)
- K. COORDINATE ALL ELECTRICAL WORK WITH OTHER TRADES.
- L. PROVIDE ALL POWER DISTRIBUTION WORK INCLUDING PANELS, FEEDERS AND BRANCH CIRCUIT WIRING. UPDATE PANEL DIRECTORIES ACCORDINGLY.
- M. TESTS OF ALL ELECTRICAL WORK SHALL BE PERFORMED IN THE PRESENCE OF THE ENGINEER OR ARCHITECT, AS EQUIPMENT IS INSTALLED AND AS SYSTEMS ARE COMPLETED. IN ADDITION AN ELECTRIC APPROVED CERTIFICATE SHALL BE ISSUED BY AN ELECTRICAL INSPECTION AGENCY.
- N. CIRCUIT ALL EXITS AND EMERGENCY LIGHTING TO THE UN-SWITCHED HOT LEG OF LIGHTING CIRCUIT SERVING THE AREA OF EM AND EXIT LIGHT.



Key Plan
N.T.S.

S.E.D. Control No. 48-01-01-06-0-004-020

3 2/22/21 BID Addendum No 3

Rev. No.: Date: Description:



complex world | CLEAR SOLUTIONS

Tetra Tech Engineers, Architects & Landscape Architects, P.C.



Mahopac Central School District
Mahopac, NY

Reconstruction To:
Mahopac High School

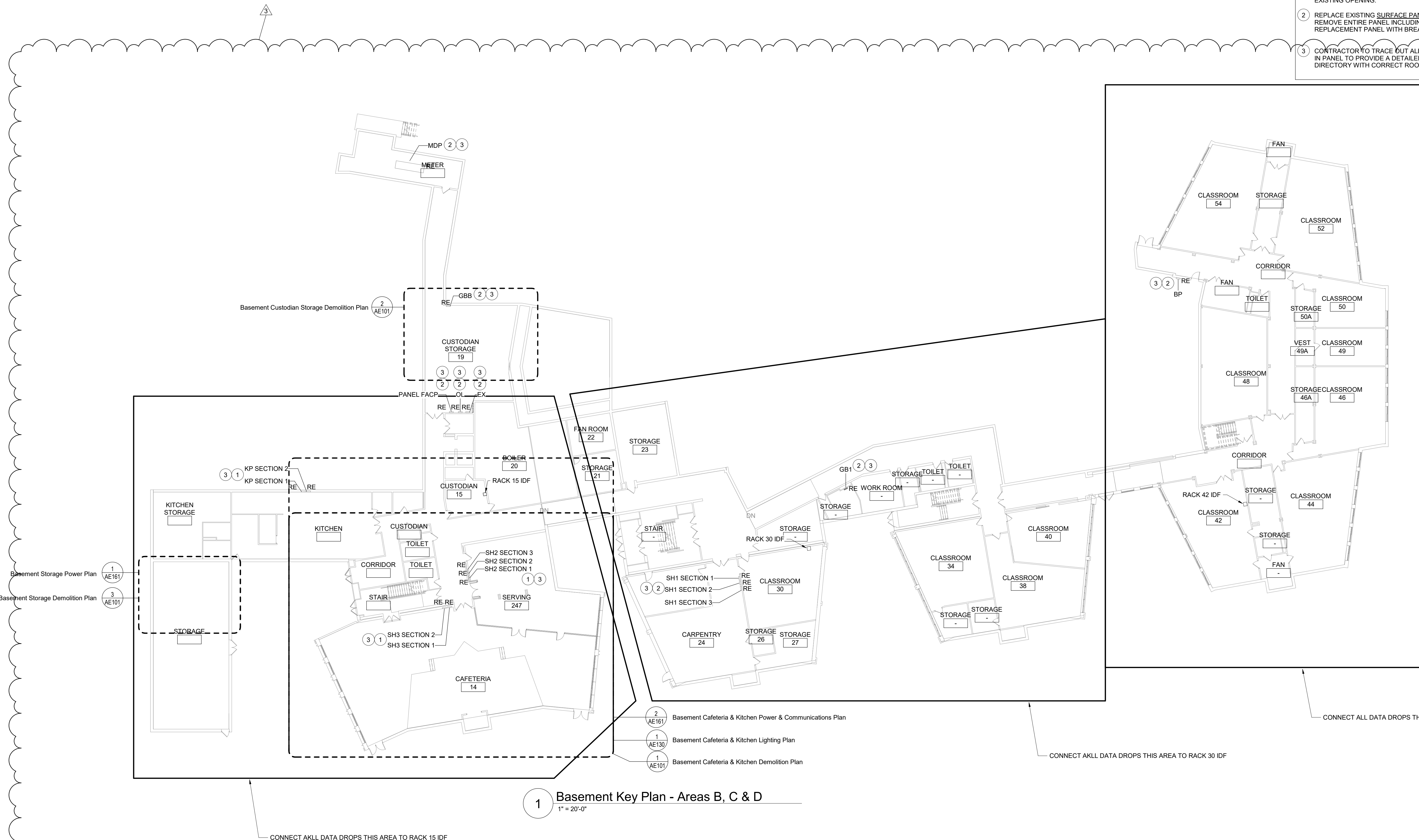
Basement Key Plan

Drawn By: CR Date: 8/21/20 Drawing Number:

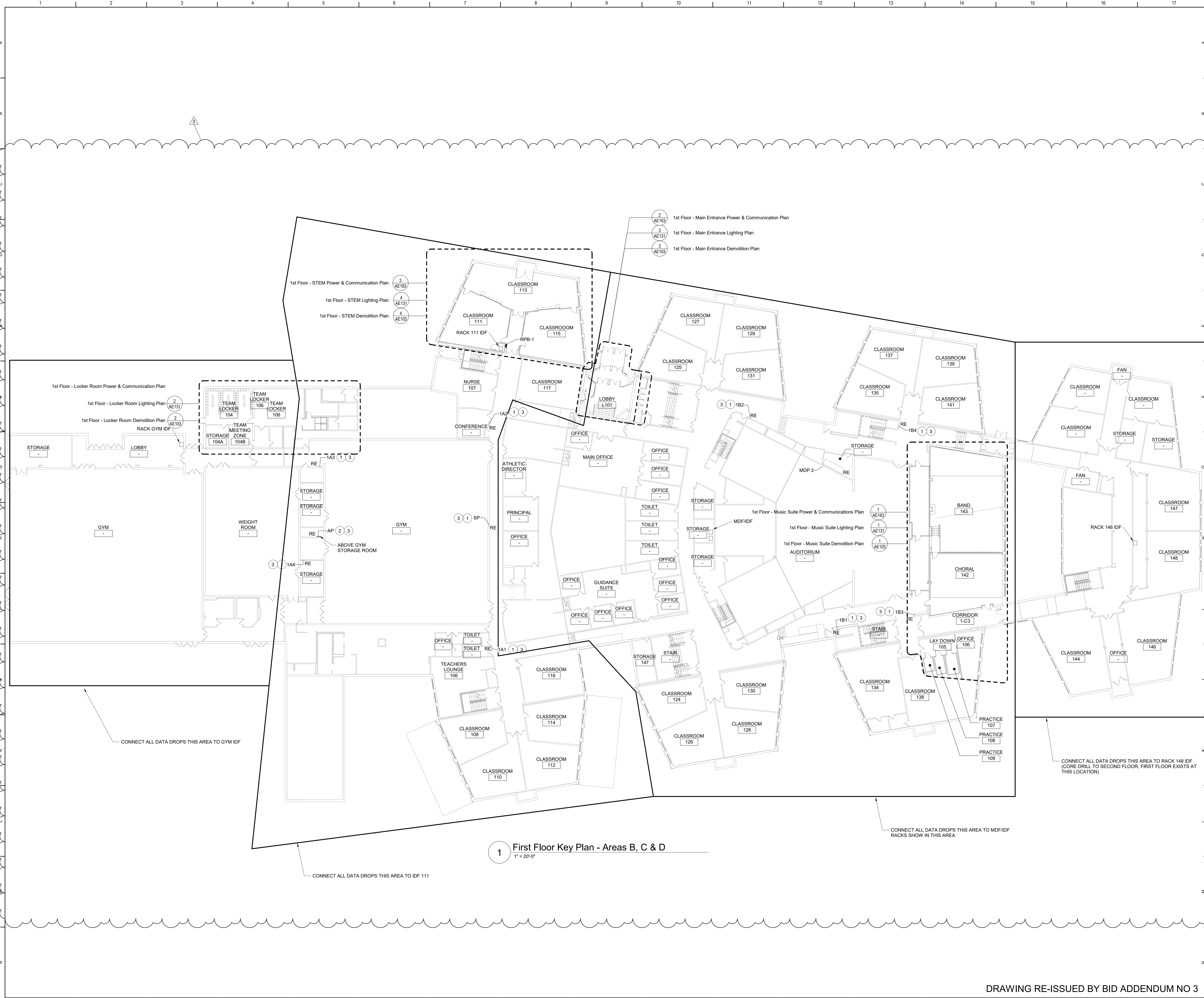
Project No.: 121111-19002

AE050

BID SET



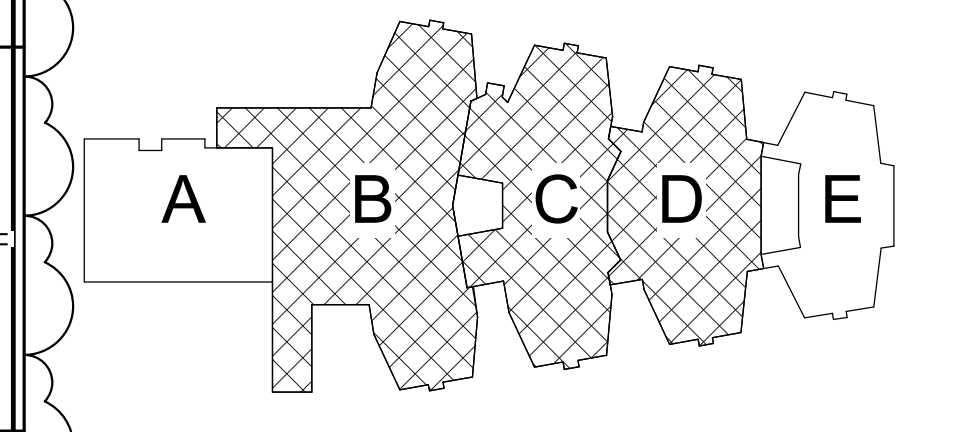
1 Basement Key Plan - Areas B, C & D
1" = 20'-0"



- Keyed Notes**
- 1 REPLACE EXISTING RECESSED PANELS AT LOCATIONS SHOWN. REMOVE ENTIRE PANEL INCLUDING BACKBOX. SAW CUT EXISTING WALL TO ACCOMMODATE PANEL WITH BREAKER REQUIREMENTS AS SHOWN. PROVIDE CUSTOM PANEL COVER EXISTING OPENING.
 - 2 REPLACE EXISTING SURFACE PANELS AT LOCATIONS SHOWN. REMOVE ENTIRE PANEL INCLUDING BACKBOX. AND INSTALL REPLACEMENT PANEL WITH BREAKER REQUIREMENTS AS SHOWN.
 - 3 CONTRACTOR TO TRACE OUT ALL EXISTING BRANCH CIRCUITS IN PANEL TO PROVIDE A DETAILED, ACCURATE, TYPE WRITTEN DIRECTORY WITH CORRECT ROOM NAMES AND NUMBERS.

General Notes


1. REFER TO DRAWING AE050 FOR GENERAL AND DEMOLITION NOTES.



Key Plan
N.T.S.

S.E.D. Control No. 48-01-01-06-0-004-020

3	2/22/21	BID Addendum No 3
Rev. No.:	Date:	Description:



Complex world | CLEAR SOLUTIONS

Tetra Tech Engineers, Architects & Landscape Architects, P.C.



Mahopac Central School District
Mahopac, NY

Reconstruction To:
Mahopac High School

First Floor Key Plan

Drawn By: CR	Date: 8/21/20	Drawing Number:
Project No.:	12111-19002	
		AE051

DRAWING RE-ISSUED BY BID ADDENDUM NO 3

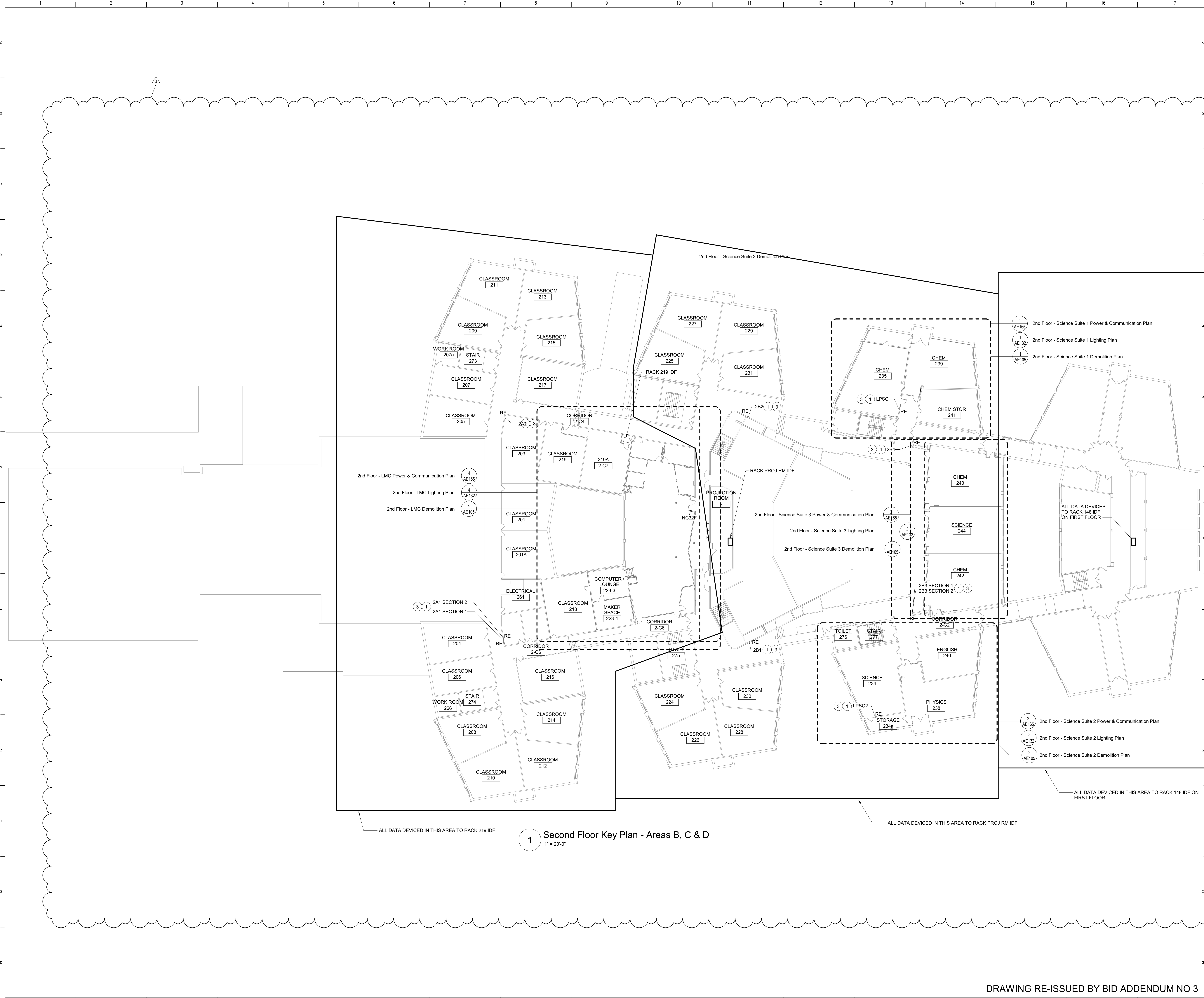
1 First Floor Key Plan - Areas B, C & D
1" = 20'-0"

CONNECT ALL DATA DROPS THIS AREA TO GYM IDF

CONNECT ALL DATA DROPS THIS AREA TO IDF 111

CONNECT ALL DATA DROPS THIS AREA TO MDF/IDF RACKS SHOW IN THIS AREA

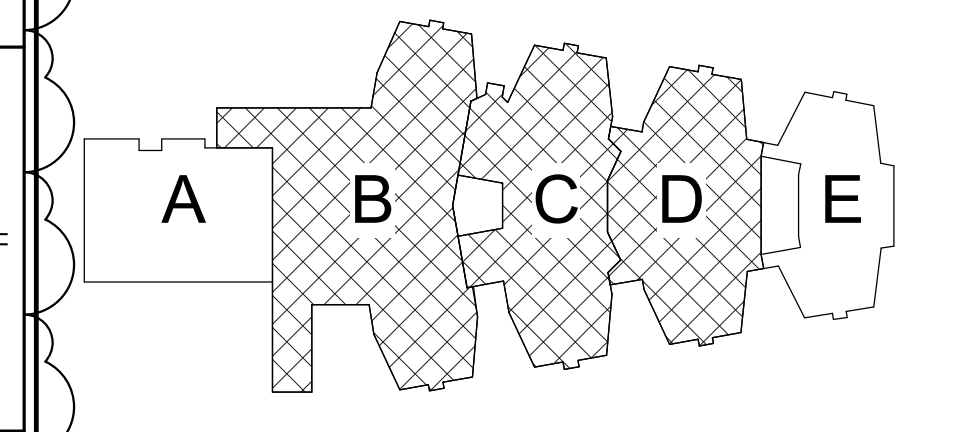
CONNECT ALL DATA DROPS THIS AREA TO RACK 148 IDF (CORE DRILL TO SECOND FLOOR, FIRST FLOOR EXISTS AT THIS LOCATION)



- Keyed Notes**
- 1 REPLACE EXISTING RECESSED PANELS AT LOCATIONS SHOWN. REMOVE ENTIRE PANEL INCLUDING BACKBOX. SAW CUT EXISTING WALL TO ACCOMMODATE PANEL WITH BREAKER REQUIREMENTS AS SHOWN. PROVIDE CUSTOM PANEL COVER EXISTING OPENING.
 - 2 REPLACE EXISTING SURFACE PANELS AT LOCATIONS SHOWN. REMOVE ENTIRE PANEL INCLUDING BACKBOX. AND INSTALL REPLACEMENT PANEL WITH BREAKER REQUIREMENTS AS SHOWN.
 - 3 CONTRACTOR TO TRACE OUT ALL EXISTING BRANCH CIRCUITS IN PANEL TO PROVIDE A DETAILED, ACCURATE, TYPE WRITTEN DIRECTORY WITH CORRECT ROOM NAMES AND NUMBERS.

General Notes


1. REFER TO DRAWING AE050 FOR GENERAL AND DEMOLITION NOTES.



Key Plan
N.T.S.

S.E.D. Control No. 48-01-01-06-0-004-020

3	2/22/21	BID Addendum No 3
Rev. No.:	Date:	Description:



Tetra Tech Engineers, Architects & Landscape Architects, P.C.



Mahopac Central School District
Mahopac, NY


Reconstruction To:
Mahopac High School

Second Floor Key Plan

Drawn By: CR	Date: 8/21/20	Drawing Number: AE052
Project No.:	121111-19002	

1 Second Floor Key Plan - Areas B, C & D
1" = 20'-0"

BID SET



KITCHEN EQUIPMENT SCHEDULE

ITEM	DESCRIPTION	LOAD (WATTS)	VOLTS /PHASE	PANEL	WIRE & CONDUIT	CONN. TYPE	CONN. LOC.	CONN. HGT.	REMARKS
2	REACH-IN REFRIGERATOR	6.9A	120V/1PH	SH2 SECTION 2	(2)#12, (1)#12 G., 1/2" C.	DR	WALL	80"	1, 6
3	HEATED CABINET	17.5A	120V/1PH	SH2 SECTION 2	(2)#10, (1)#10 G., 3/4" C.	DR	WALL	12"	2, 7
6	PIZZA PREP UNIT	6.7A	120V/1PH	SH2 SECTION 2	(2)#12, (1)#12 G., 1/2" C.	DR	WALL	12"	1, 6
7	PIZZA OVEN	40A	208V/3PH	SH2 SECTION 2	(3)#6 (1)#6 G., 1" C.	SR	WALL	36"	3, 9
11	PIZZA COUNTER	5.4A	120V/1PH	SH2 SECTION 2	(2)#12, (1)#12 G., 1/2" C.	DR	FLOOR	--	1, 5, 6
13	SALAD COUNTER	6.3A	120V/1PH	SH2 SECTION 2	(2)#12, (1)#12 G., 1/2" C.	DR	FLOOR	--	1, 5, 6
15	COLD FOOD COUNTER	6.3A	120V/1PH	SH2 SECTION 2	(2)#12, (1)#12 G., 1/2" C.	DR	FLOOR	--	1, 5, 6
16	HOT FOOD COUNTER	24A	208V/1PH	SH2 SECTION 2	(2)#10, (1)#10 G., 3/4" C.	SR	FLOOR	--	4, 5, 8
18	GRAB-N-GO REFRIGERATOR	12A	120V/1PH	SH2 SECTION 2	(2)#12, (1)#12 G., 1/2" C.	DR	WALL	12"	1, 6
20	ICE CREAM FREEZER	3.5A	120V/1PH	SH2 SECTION 2	(2)#12, (1)#12 G., 1/2" C.	DR	FLOOR	--	1, 5, 6
24	OPEN AIR MILK COOLER	12A	120V/1PH	SH2 SECTION 2	(2)#12, (1)#12 G., 1/2" C.	DR	FLOOR	--	1, 5, 6
25	WORKTOP REFRIGERATOR	2.46A	120V/1PH	SH2 SECTION 2	(2)#12, (1)#12 G., 1/2" C.	DR	WALL	12"	1, 6
27	PANINI GRILL	15A	120V/1PH	SH2 SECTION 2	(2)#12, (1)#12 G., 1/2" C.	DR	WALL	48"	1, 6
28	VENTILATION UNIT	5.5A	120V/1PH	SH2 SECTION 2	(2)#12, (1)#12 G., 1/2" C.	DR	WALL	48"	1, 6
30	SANDWICH UNIT	4.5A	120V/1PH	SH2 SECTION 2	(2)#12, (1)#12 G., 1/2" C.	DR	FLOOR	--	1, 5, 6

CONNECTOR TYPE
 SR - SINGLE OUTLET
 DR - DOUBLE OUTLET

REMARKS
 1. RECEPTACLE TO BE A NEMA 5-15P
 2. RECEPTACLE TO BE A NEMA 5-20P
 3. RECEPTACLE TO BE A NEMA 15-50P
 4. RECEPTACLE TO BE A NEMA 6-50P
 5. PROVIDE HUBBELL SA-6955 PEDESTAL TYPE BOX
 6. PROVIDE 20A/1P BREAKER IN AVAILABLE SPACE IN PANEL INDICATED.
 7. PROVIDE 30A/1P BREAKER IN AVAILABLE SPACE IN PANEL INDICATED.
 8. PROVIDE 30A/3P BREAKER IN AVAILABLE SPACE IN PANEL INDICATED.
 9. PROVIDE 50A/3P BREAKER IN AVAILABLE SPACE IN PANEL INDICATED.

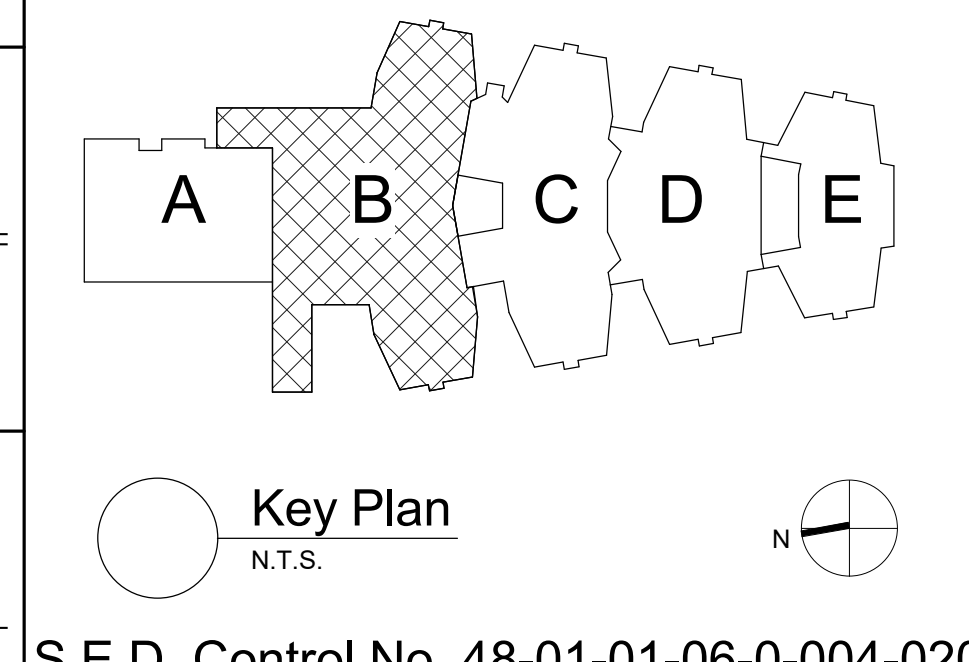
GENERAL NOTE:
 ALL CIRCUITS SUPPLYING RECEPTACLES SHALL BE GROUND FAULT PROTECTED.

NOTES
 1. CONTRACTOR SHALL PROVIDE A NEUTRAL TO EVERY CONNECTION
 2. * CONNECTION TO BE COORDINATED WITH SUBMITTED AND APPROVED EQUIPMENT

- #### Keyed Notes
- PROVIDE 40A/3P BREAKER IN AVAILABLE SPACE IN PANEL INDICATED. CONNECT USING (3)#6, (1)#10G. IN 3/4" CONDUIT. NEW BREAKER TO BE UL LISTED FOR USE IN PANEL AND MEET OR EXCEED AIC RATING OF EXISTING PANEL. AMEND PANEL DIRECTORY ACCORDINGLY.
 - RE-CONNECT POWER CIRCUITRY PREVIOUSLY SERVING HVAC EQUIPMENT INDICATED. EXTEND/MODIFY CIRCUITRY AS REQUIRED.
 - PROVIDE 20A/1P BREAKER IN AVAILABLE SPACE IN PANEL INDICATED. CONNECT USING (2)#12, (1)#12 G. IN 1/2" CONDUIT. NEW BREAKER TO BE UL LISTED FOR USE IN PANEL AND MEET OR EXCEED AIC RATING OF EXISTING PANEL. AMEND PANEL DIRECTORY ACCORDINGLY.
 - PROVIDE (3)DATA DROPS FOR REGISTERS. CONNECT TO DATA RACK 15.

General Notes

A. REFER TO DRAWING AE050 FOR GENERAL AND DEMOLITION NOTES.
 B. CONNECT ALL LUMINAIRES AND GENERAL RECEPTACLES WITH (2)#12, #12G IN 1/2" C TO PANEL AS INDICATED.



S.E.D. Control No. 48-01-01-06-0-004-020

3	2/22/21	BID Addendum No 3
Rev. No.	Date	Description

BID SET

Tetra Tech Engineers, Architects & Landscape Architects, P.C.

TETRA TECH
ARCHITECTS & ENGINEERS

Mahopac Central School District
Mahopac, NY

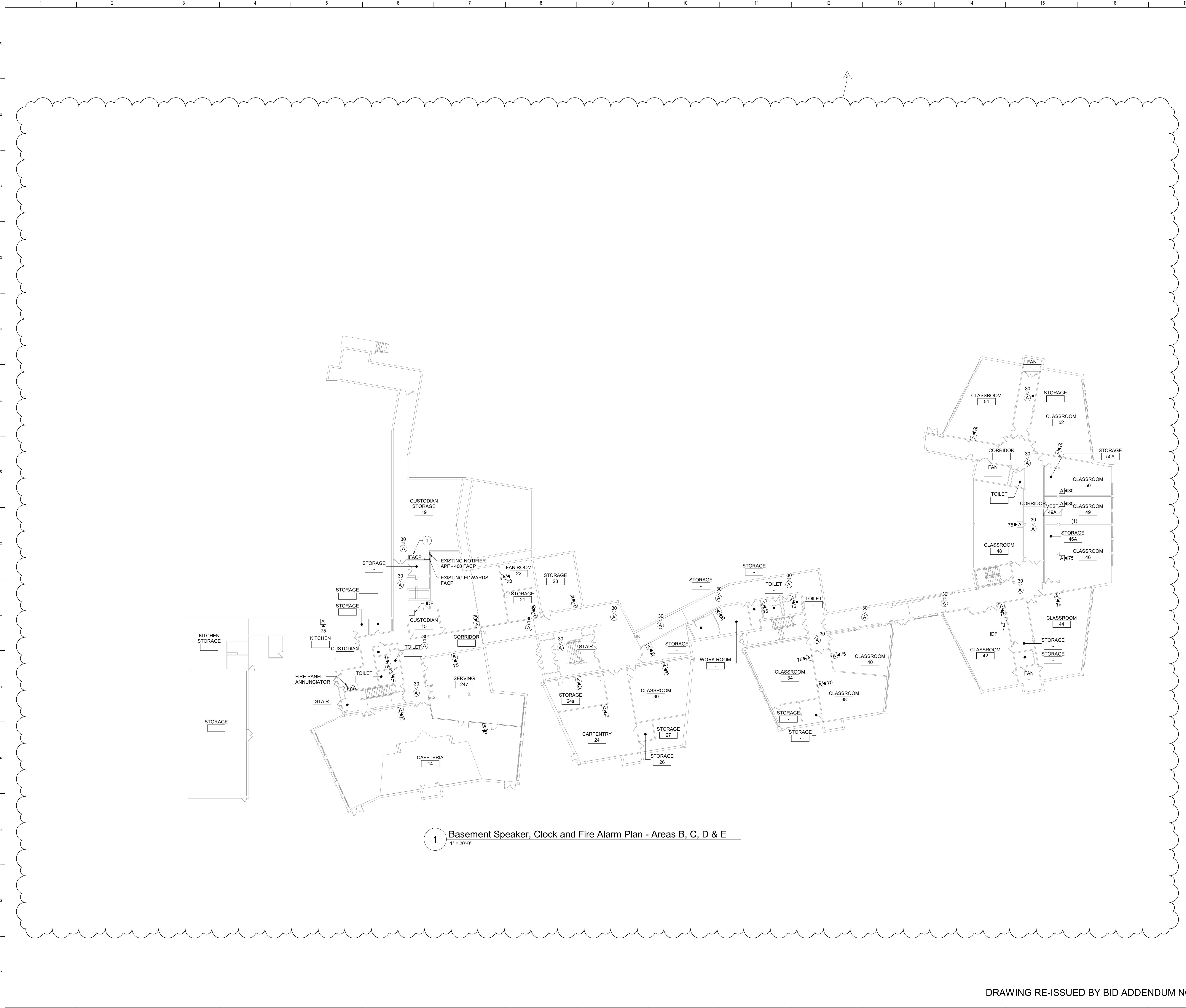
Reconstruction To:
Mahopac High School

Partial Basement Power & Communications Plans

Drawn By: CR	Date: 8/21/20	Drawing Number:
Project No.:	121111-19002	
		AE161

2 Basement Cafeteria & Kitchen Power & Communications Plan - Area B
1/8" = 1'-0"

1 Basement Storage Power & Communications Plan - Area B
1/8" = 1'-0"



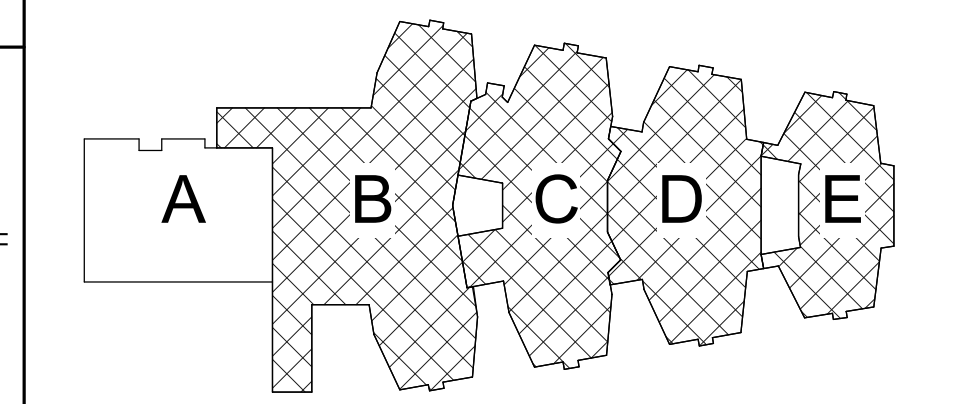
1 Basement Speaker, Clock and Fire Alarm Plan - Areas B, C, D & E
1" = 20'-0"

Keyed Notes

- 1 CONNECT NEW FIRE ALARM DEVICES TO HONEYWELL 4040 FIRE ALARM PANEL. THE EXISTING SYSTEM IS NOTIFIER.

General Notes


A. REFER TO DRAWING AE050 FOR GENERAL AND DEMOLITION NOTES.



Key Plan
N.T.S.

S.E.D. Control No. 48-01-01-06-0-004-020

3	2/22/21	BID Addendum No 3
Rev. No.:	Date:	Description:



complex world | CLEAR SOLUTIONS
Tetra Tech Engineers, Architects & Landscape Architects, P.C.



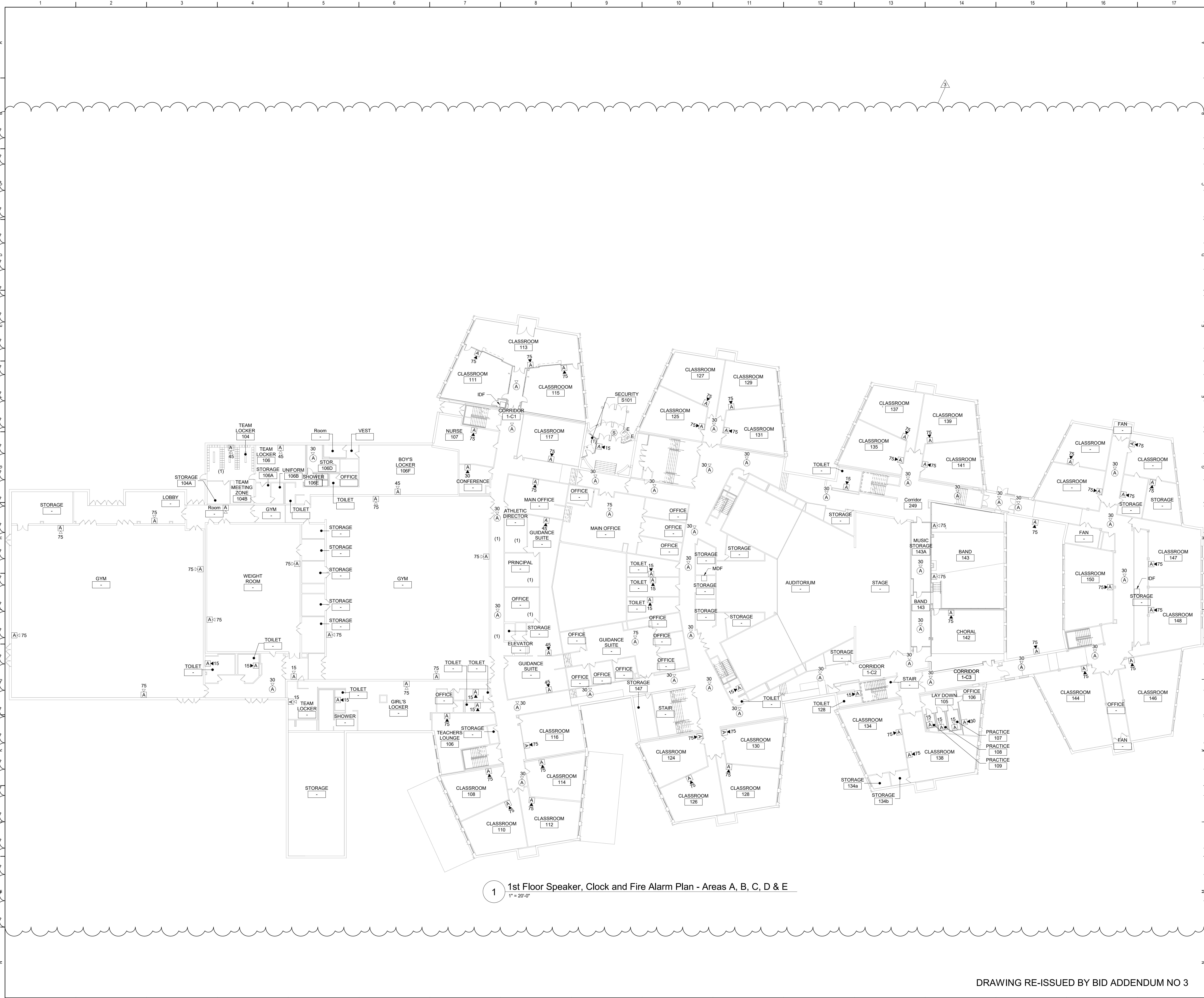
Mahopac Central School District
Mahopac, NY

Reconstruction To:
Mahopac High School

Basement Speaker, Clock and Fire Alarm Plan

Drawn By: CR	Date: 8/21/20	Drawing Number: AE200
Project No.:	121111-19002	

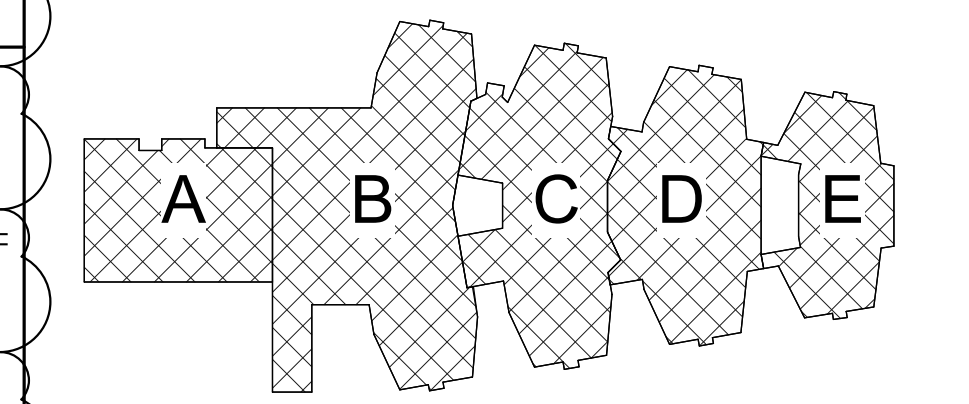
DRAWING RE-ISSUED BY BID ADDENDUM NO 3



1 1st Floor Speaker, Clock and Fire Alarm Plan - Areas A, B, C, D & E
1" = 20'-0"

General Notes


A. REFER TO DRAWING AE050 FOR GENERAL AND DEMOLITION NOTES.



Key Plan
N.T.S.

S.E.D. Control No. 48-01-01-06-0-004-020

3	2/22/21	BID Addendum No 3
Rev. No.:	Date:	Description:



complex world | CLEAR SOLUTIONS
Tetra Tech Engineers, Architects & Landscape Architects, P.C.



Mahopac Central School District
Mahopac, NY

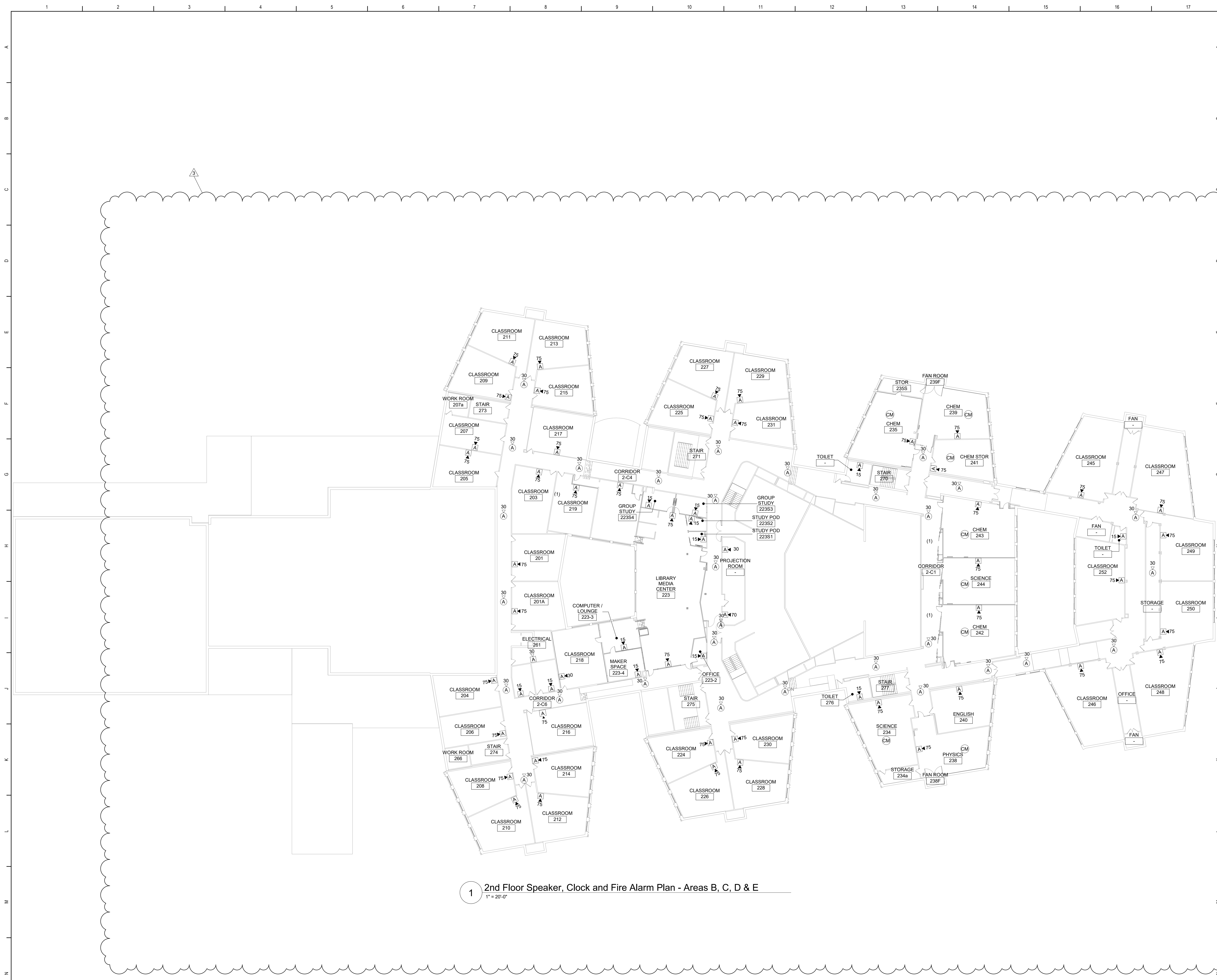
Reconstruction To:
Mahopac High School

First Floor Speaker, Clock and Fire Alarm Plan

Drawn By: CR	Date: 8/21/20	Drawing Number:
Project No.:	121111-19002	
		AE201

DRAWING RE-ISSUED BY BID ADDENDUM NO 3

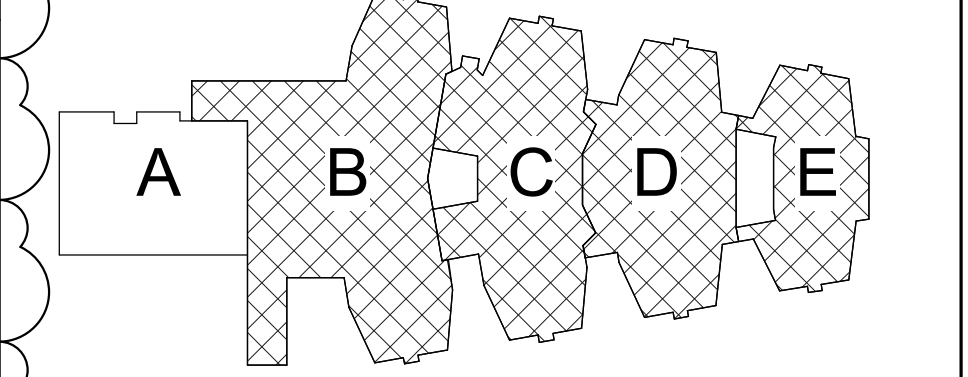
BID SET



1 2nd Floor Speaker, Clock and Fire Alarm Plan - Areas B, C, D & E
1" = 20'-0"

General Notes

REFER TO DRAWING AE050 FOR GENERAL AND DEMOLITION NOTES.



Key Plan
N.T.S.

S.E.D. Control No. 48-01-01-06-0-004-020

Rev. No.	Date	Description
3	2/22/21	BID Addendum No 3



complex world
CLEAR SOLUTIONS
Tetra Tech Engineers, Architects
& Landscape Architects, P.C.

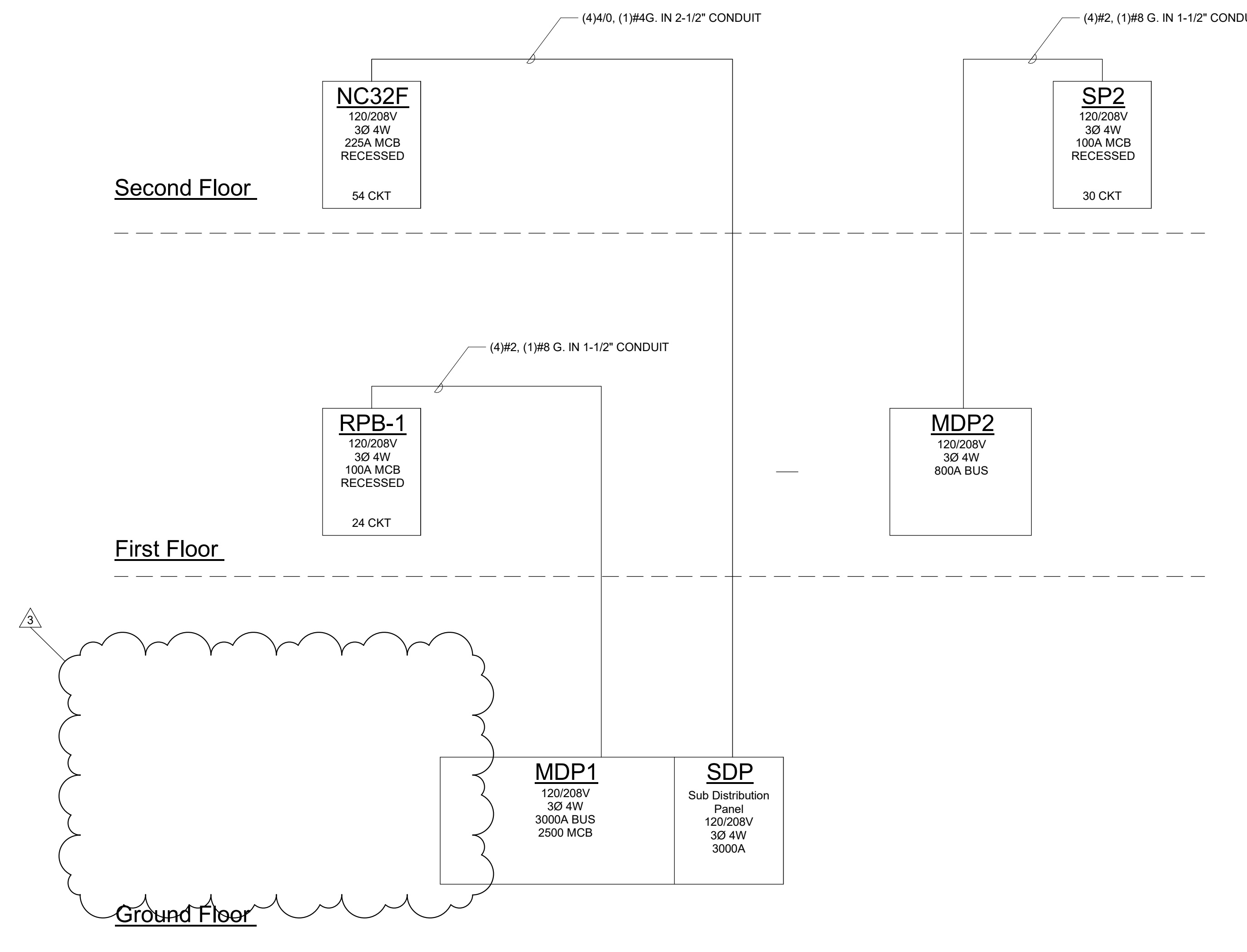


Mahopac Central School District
Mahopac, NY

Reconstruction To:
Mahopac High School
Second Floor Speaker, Clock and Fire Alarm Plan

Drawn By: CR	Date: 8/21/20	Drawing Number: AE202
Project No.: 121111-19002		

BID SET



1 Single Line Diagram
NTS

General Notes

A. REFER TO DRAWING AE050 FOR GENERAL AND DEMOLITION NOTES.

S.E.D. Control No. 48-01-01-06-0-004-020

Rev. No.	Date	Description
3	2/22/21	BID Addendum No 3
2	2/16/21	BID Addendum No 2



complex world | CLEAR SOLUTIONS
Tetra Tech Engineers, Architects & Landscape Architects, P.C.

BID SET



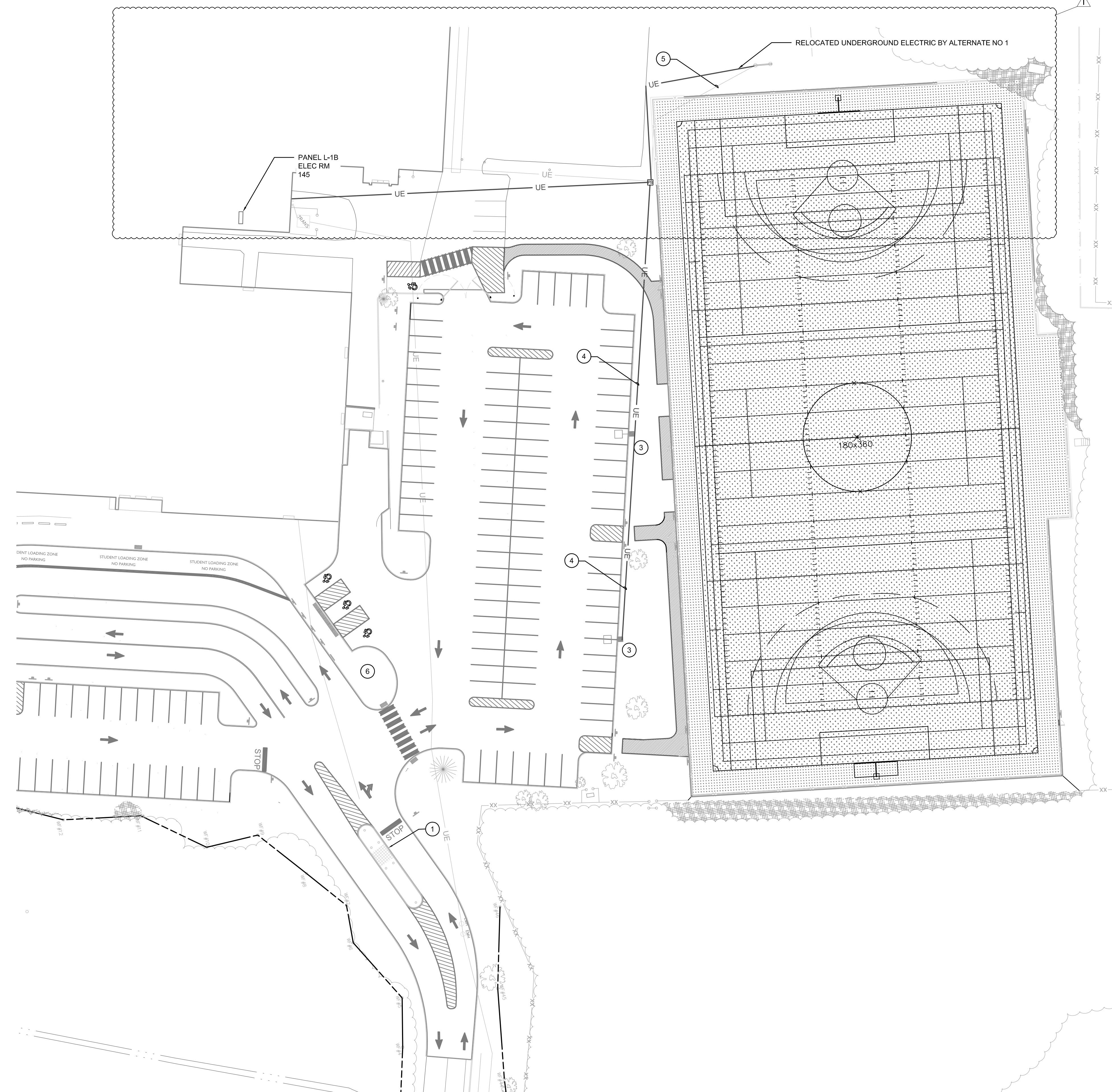
Mahopac Central School District
Mahopac, NY

Reconstruction To:
Mahopac High School

Single Line Diagram

Drawn By: CR	Date: 8/21/20	Drawing Number: AE700
Project No.: 121111-19002		

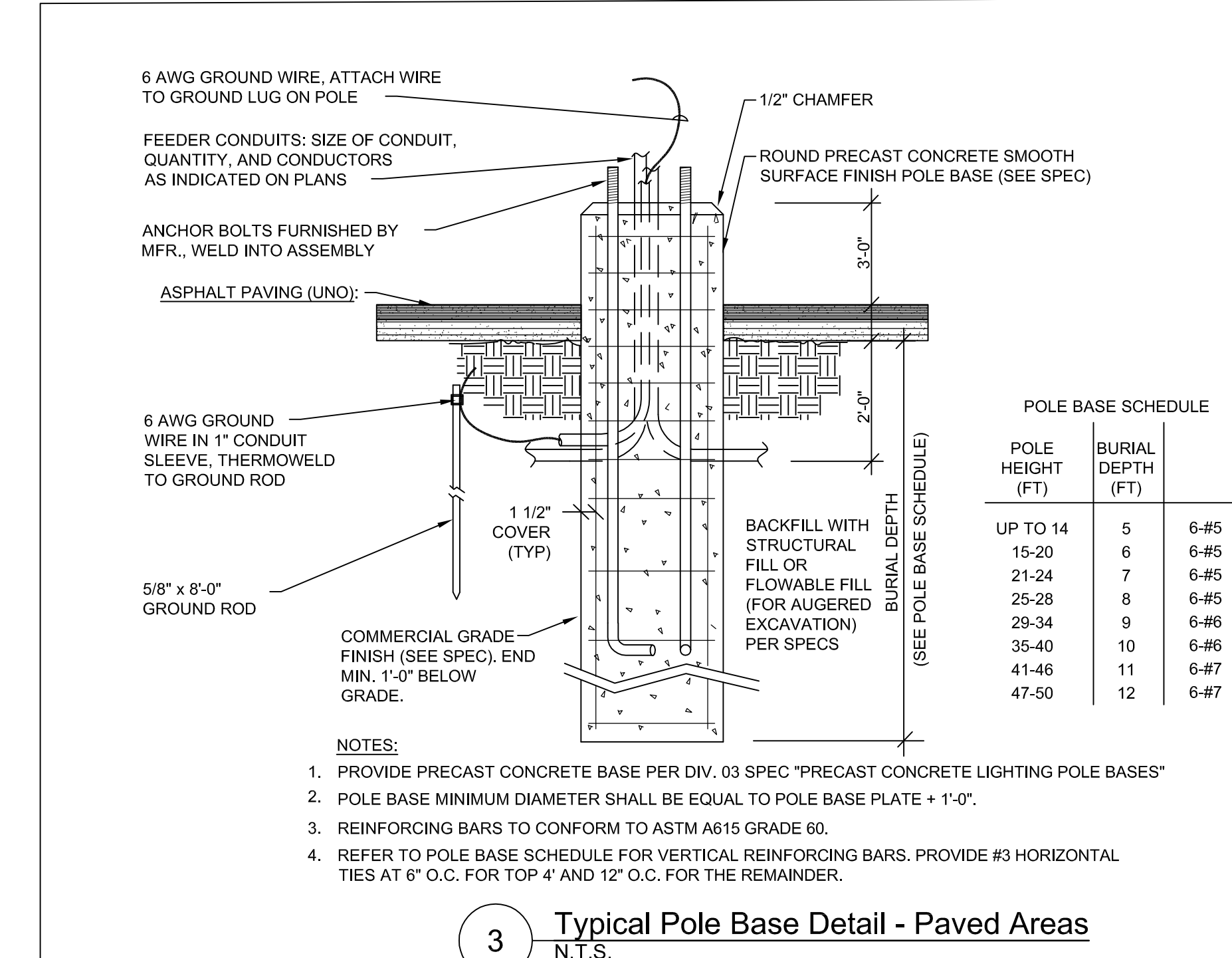
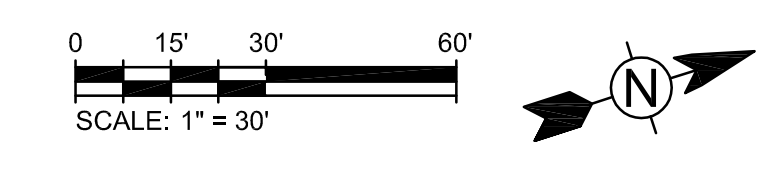
DRAWING RE-ISSUED BY BID ADDENDUM NO 3



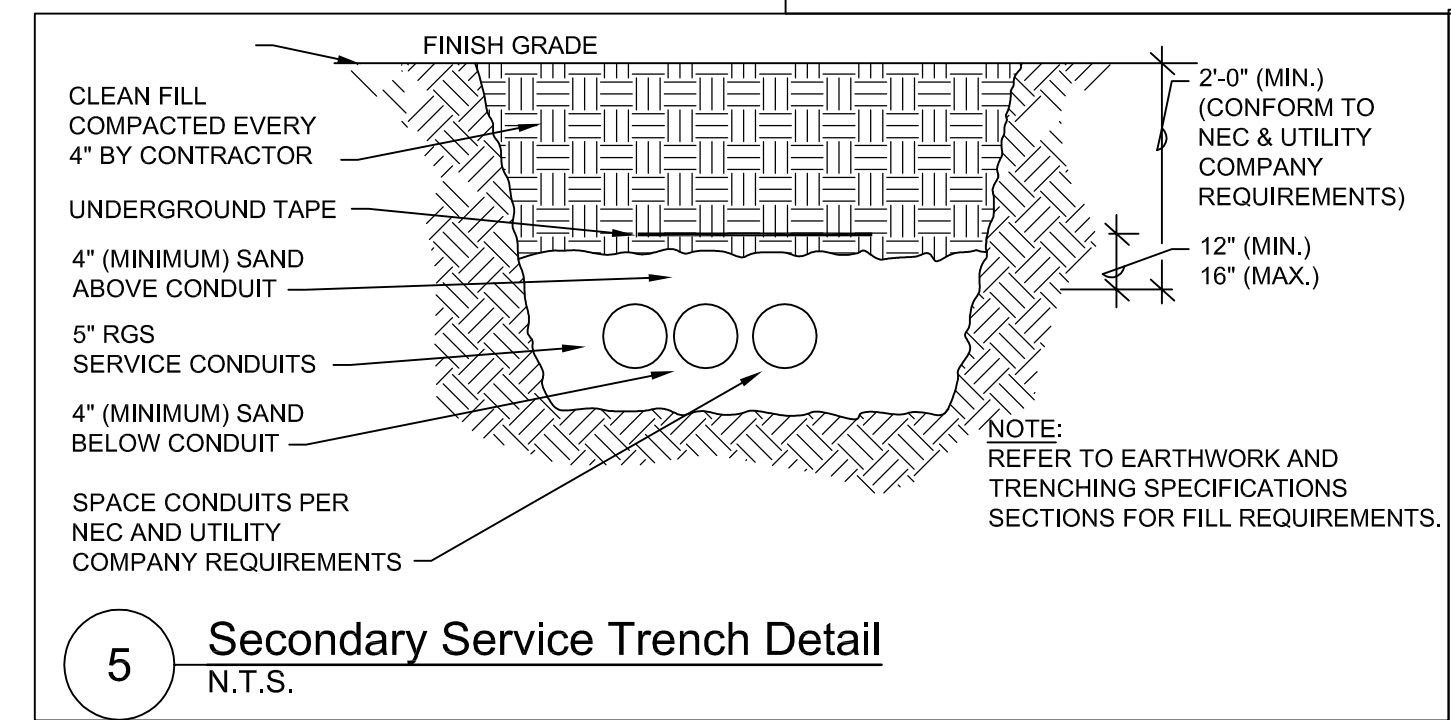
2 Electrical Layout Plan
1" = 30'



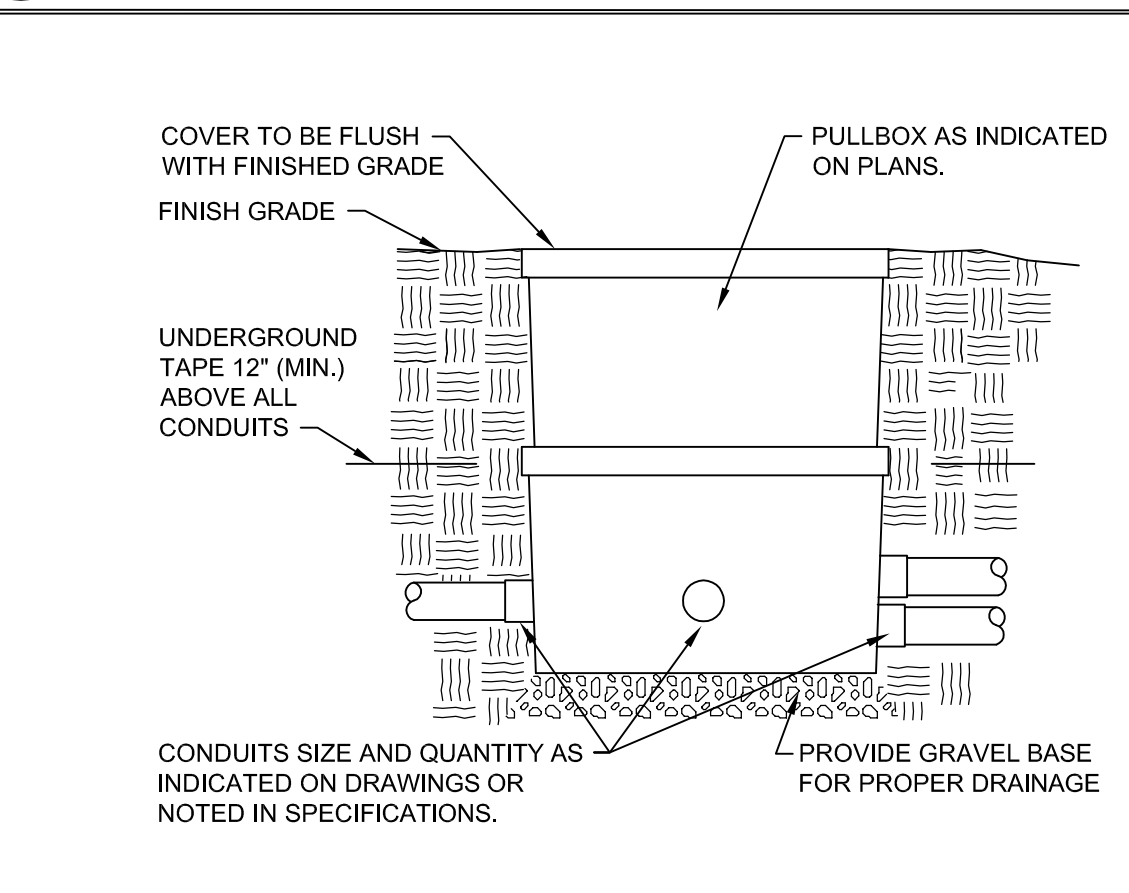
1 Electrical Demolition Plan
1" = 30'



3 Typical Pole Base Detail - Paved Areas
N.T.S.



5 Secondary Service Trench Detail
N.T.S.



4 Typical Buried Pull Box Detail
No Scale

- Keyed Notes:**
- DISCONNECT CIRCUITRY TO GUARD SHACK. MAINTAIN CIRCUITRY TO EXTEND/MODIFY TO RELOCATION.
 - EXTEND/MODIFY CIRCUITRY TO GUARD SHACK TO ACCOMMODATE NEW LOCATION.
 - PROVIDE ROUND POLE AT 20'-0" AFG WITH LUMINAIRE BASED ON MODEL SIGNIFY GARCO PUREFORM P28-48L-NW-GR-3-K AND STANDARD WEATHER PROOF DUPLEX RECEPTACLE. CONNECT RECEPTACLES TO PANEL L-1B IN ELECTRIC ROOM 145 WITH (2) #12, (1) #12G IN 1/2" CONDUIT.
 - CIRCUIT (2) #10, (1) #10G IN 3/4" CONDUIT AND CONNECT TO PANEL L-1B IN ELECTRIC ROOM 145 CONTROL BY PHOTOCELL.
 - BY ALTERNATE NO 1: RELOCATE UNDERGROUND ELECTRIC TO SCOREBOARD TO ROUTE AROUND SPORTSFIELD RENOVATION.
 - PROVIDE FLAGPOLE LIGHT BASED ON MODEL TARGETTI KEPLERO ZOOM MODEL NUMBER KPL-4-H24A-2-40. CONNECT TO CIRCUIT AND LIGHTING CONTROL PREVIOUSLY SERVING EXISTING FLAG POLE LIGHT.

S.E.D. Control No. 48-01-01-06-7-026-001
 S.E.D. Control No. 48-01-01-06-0-003-008
 S.E.D. Control No. 48-01-01-06-0-004-020
 S.E.D. Control No. 48-01-01-06-0-006-013

Rev. No.	Date	Description
2/23/21		BID Addendum No 3



complex world | CLEAR SOLUTIONS

Tetra Tech Engineers, Architects & Landscape Architects, P.C.



Mahopac Central School District
Mahopac, NY

Reconstruction To:
Mahopac Middle School

Electrical Site Demolition
and Layout Plan

Drawn by: GR	Date: 08/21/20	Drawing No.:
-----------------	-------------------	--------------

T* Project No.:
121111-19002

BE001

DRAWING RE-ISSUED BY BID ADDENDUM NO 3

BID SET

Demolition Work General Notes

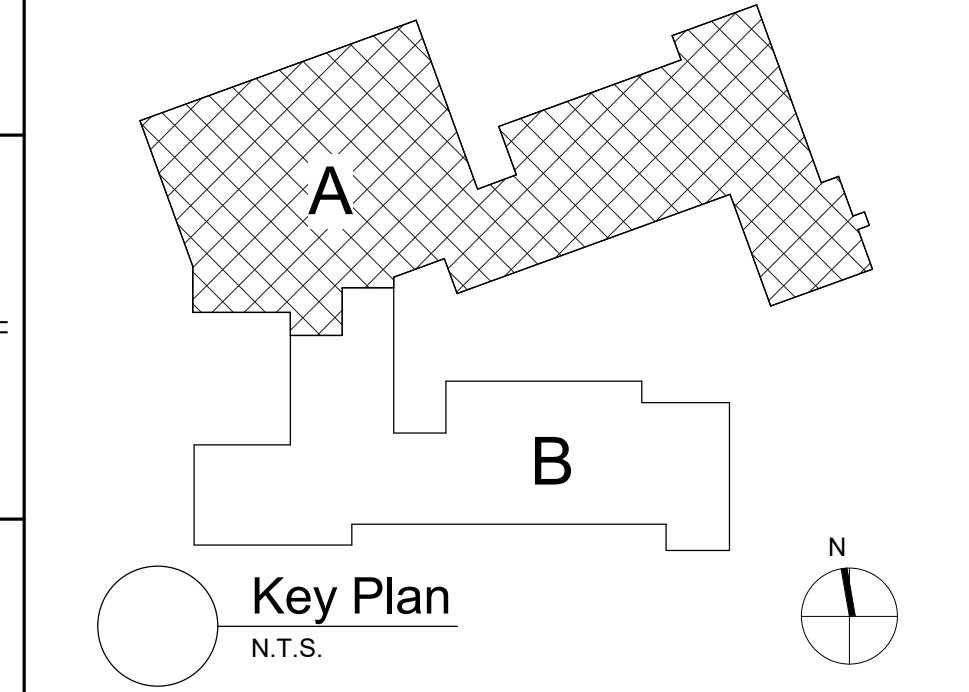
- ALL ELECTRICAL DEVICES INTERFERING WITH DEMOLITION WORK SHALL BE DISCONNECTED AND REMOVED, UNLESS OTHERWISE NOTED. EXISTING CIRCUIT WIRING SHALL BE REMOVED BACK TO SOURCE AND PANEL DIRECTORIES MODIFIED ACCORDINGLY.
- ANY DEVICE INTERFERING WITH DEMOLITION WORK NOT SHOWN ON THESE DRAWINGS SHALL NOT BE REMOVED WITHOUT WRITTEN AUTHORIZATION FROM THE OWNER'S REPRESENTATIVE OR THE ENGINEER.
- ALL ELECTRICAL DEMOLITION WORK SHALL BE PROPERLY COORDINATED WITH ALL OTHER TRADES.
- REFER TO SPECIFICATIONS SECTION 26 05 00 FOR DEMOLITION REQUIREMENTS.
- PROVIDE FOR THE SAFE HANDLING AND DISPOSAL OF ALL REMOVED LIGHT FIXTURES AND BALLASTS THAT MAY CONTAIN PCBs (POLYCHLORINATED BIPHENYLS), IN ACCORDANCE WITH ALL APPLICABLE EPA, OSHA, FEDERAL, STATE, AND LOCAL CODES AND LAWS. REFER TO SPECIFICATIONS SECTION 26 05 01.

General Notes

- COORDINATE ALL ELECTRICAL WORK AND POWER OUTAGES WITH OWNER AND OTHER TRADES PRIOR TO THE START OF CONSTRUCTION. NO POWER OUTAGES SHALL OCCUR WITHOUT OWNER'S PRIOR KNOWLEDGE AND CONSENT.
- REFER TO DRAWING SA FOR STANDARD SYMBOLS AND ABBREVIATIONS.
- WHEN INSTALLING NEW DEVICES IN EXISTING LOCATIONS, REUSE EXISTING CONDUIT TRACEWAY AND BACK BOXES IF IN GOOD CONDITION. EXTENDING NEW CONDUIT TRACEWAY AS REQUIRED FOR PROPER MOUNTING OF DEVICE. CONCEAL ABOVE CEILING OR WITHIN WALLS WHERE POSSIBLE. REFER TO SPECIFICATION SECTION 26 05 03.
- CIRCUIT WIRING FOR ALL LIGHTING CIRCUITS SHALL BE IN 1/2" EMT CONDUIT (MIN) OR TYPE MC CABLE CONCEALED ABOVE CEILING AND IN WALLS (REFER TO SPECIFICATION SECTION 26 05 33 FOR LOCATIONS WHERE MC CABLE IS ACCEPTABLE). ALL CIRCUIT CONDUCTORS SHALL BE #12AWG COPPER (MIN) 90 C THHN THERMOPLASTIC INSULATION.
- PROPERLY IDENTIFY ALL CIRCUITS AT PANELS AND J-BOXES AND IN ACCORDANCE WITH PROJECT SPECIFICATIONS.
- PROVIDE ALL ADAPTERS, COUPLINGS AND ASSOCIATED FITTINGS REQUIRED FOR COMPLETE OPERATIONAL SYSTEM.
- UNLESS NOTED ELSEWHERE ON THE CONTRACT DOCUMENTS, THE FOLLOWING LIST REPRESENTS THE TYPICAL MOUNTING HEIGHTS FOR THE DEVICES SHOWN:
 - a. SWITCHES AND PANG STATIONS.....48" (TO TOP)
 - b. RECEPTACLES.....16"
 - c. COMPUTER RECEPTACLES.....16"
 - d. WALL (W) TELEPHONE AND/OR CALL SWITCHES.....48" (TO TOP)
 - e. TELEPHONE OUTLETS (UNLABELED).....16"
 - f. VOLUME CONTROLS.....48" (TO TOP)
 - g. TELEVISION OUTLETS.....16"
 - h. FIRE ALARM PULL STATIONS.....48" (TO TOP)
 - i. FIRE ALARM AUDIO VISUAL UNITS.....88"
(OR 6" BELOW CEILING, WHICHEVER IS LOWER)
 - j. POWER PANELS.....72" (TO TOP)
 - k. DISCONNECT SWITCHES.....60" (TO TOP)
 - l. MOTOR STARTERS.....60" (TO TOP)
- THE HEIGHTS INDICATED SHALL BE NOMINAL TO THE BOTTOM OF THE BOX UNLESS NOTED OTHERWISE.
- COORDINATE ALL ELECTRICAL WORK WITH OTHER TRADES.
- WIRE EMERGENCY BATTERY PACKS TO UNSWITCHED LIGHTING CIRCUIT SUPPLYING SPACE SERVED BY EMERGENCY BATTERY PACK.
- WIRE EXIT LIGHTS TO EXISTING EXIT LIGHT CIRCUITS.
- ALL CIRCUIT BREAKERS ADDED TO EXISTING PANELBOARDS SHALL BE LISTED/LABELED FOR USE WITH EXISTING PANELBOARDS.


Keyed Notes

- DISCONNECT POWER CIRCUITRY TO UV DISINFECTION, CHLORINE PUMP, BOOSTER PUMP AND WATER SOFTENER. TAG CIRCUITRY FOR RE-USE. CONNECT 1-1/2 HP 208V SINGLE PHASE PUMPS, DISCONNECT, AND CONTROL PANEL TO CIRCUIT PREVIOUSLY SERVING THIS AREA. COORDINATE ALL WORK WITH PLUMBING CONTRACTOR.



S.E.D. Control No. 48-01-01-06-0-003-008

Rev. No.	Date	Description
1	2/22/21	bid Addendum No 3



complex world | CLEAR SOLUTIONS
Tetra Tech Engineers, Architects & Landscape Architects, P.C.



Mahopac Central School District
Mahopac, NY

Reconstruction To:
Mahopac Falls Elementary

First Floor Power Plan

Drawn By: CR	Date: 08/21/20	Drawing Number: FE160
Project No.: 121111-19002		

DRAWING RE-ISSUED BY BID ADDENDUM NO 3



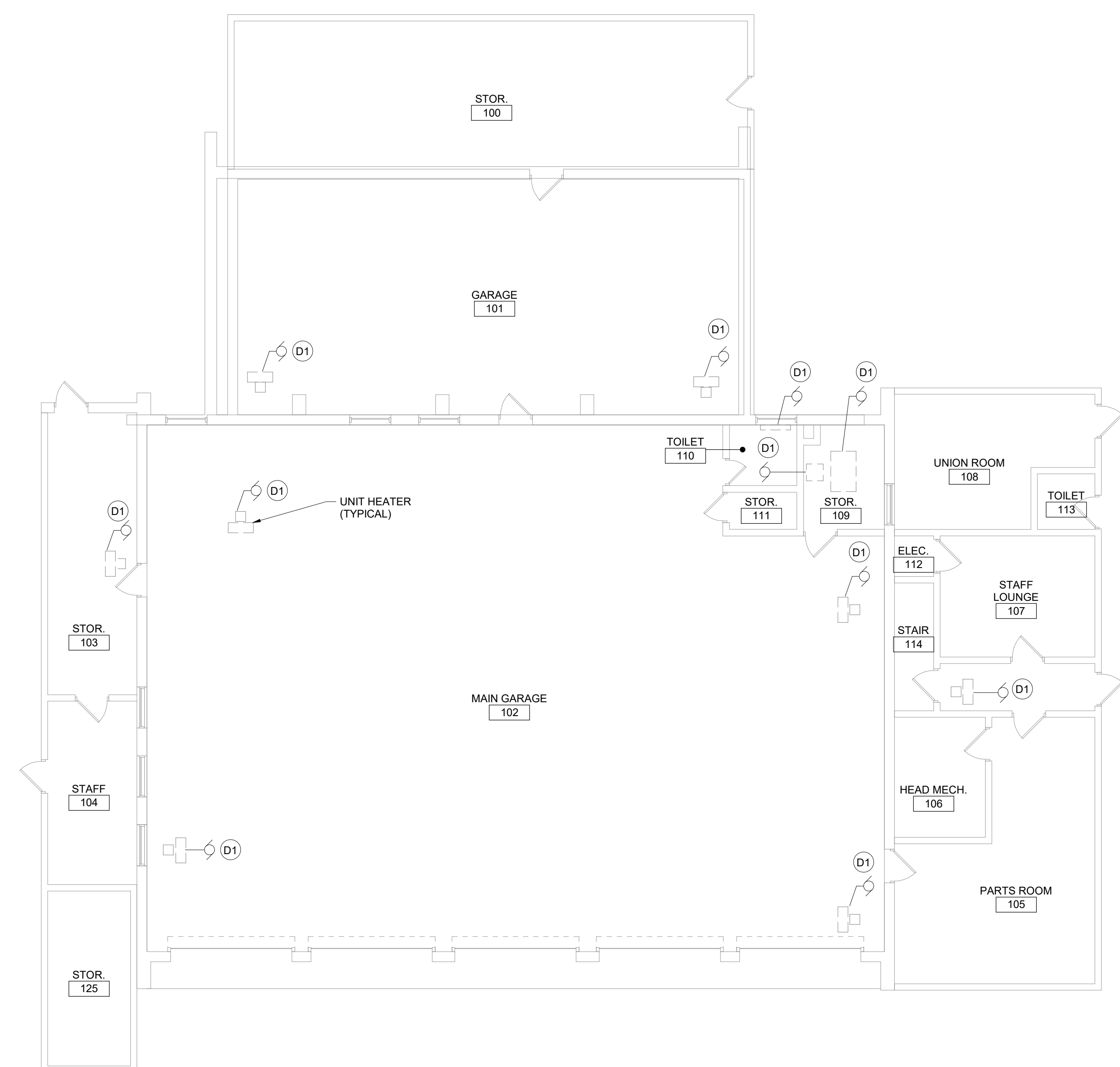
1 First Floor Power Plan - Area A
1/16" = 1'-0"

Keyed Demolition Notes

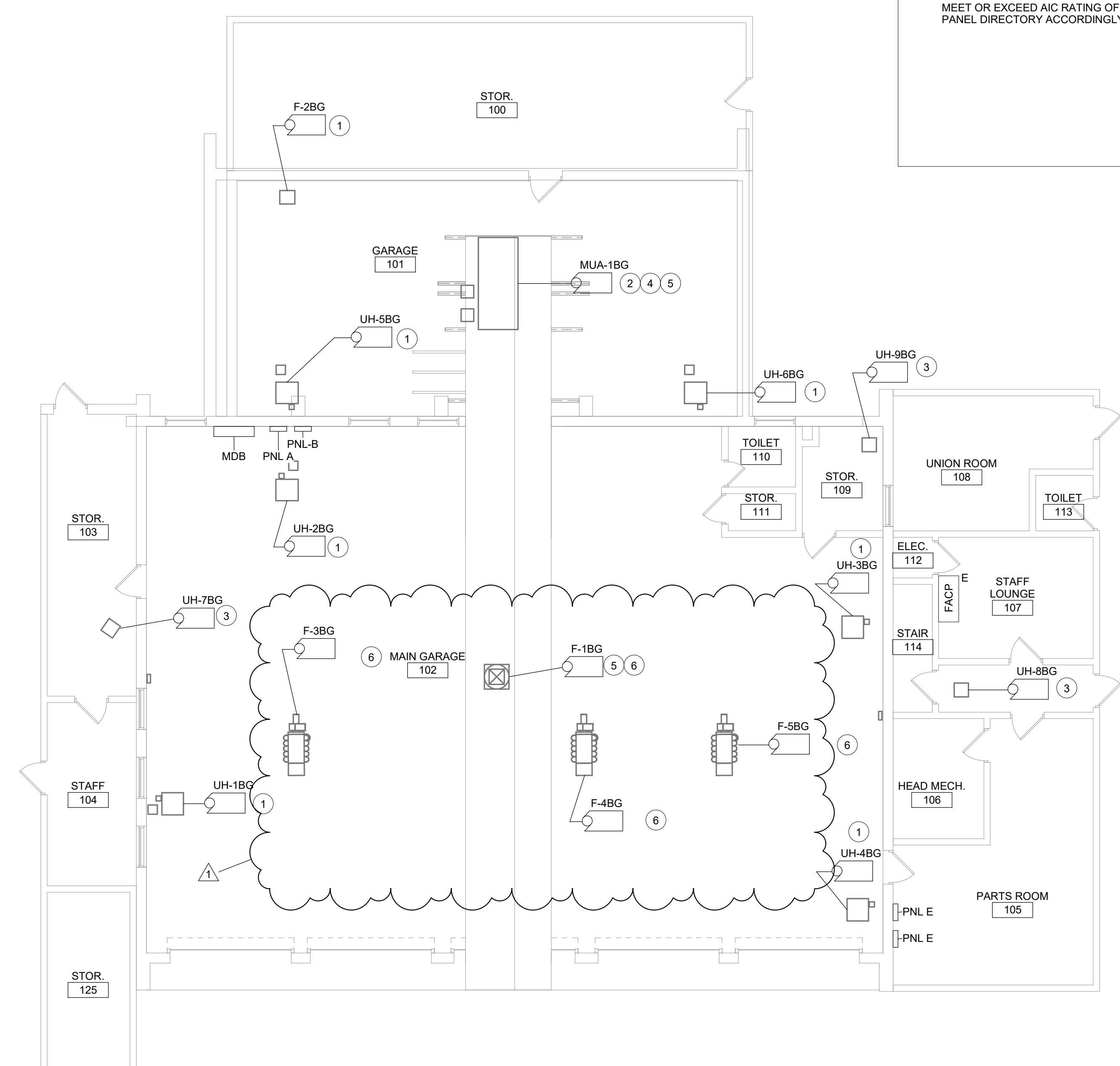
D1 DISCONNECT AND REMOVE POWER CIRCUITRY SERVING HVAC EQUIPMENT INDICATED COMPLETE BACK TO SOURCE LABEL. UNSUED CIRCUIT BREAKERS AS "SPARE". COORDINATE ALL WORK WITH MECHANICAL CONTRACTOR.

- Keyed Notes**
- PROVIDE 20A1P BREAKER IN AVAILABLE SPACE IN PANEL PNL-B. CONNECT USING (2)#12 (1)#125 IN 3/4" CONDUIT. NEW BREAKER TO BE UL LISTED FOR USE IN PANEL AND MEET OR EXCEED AIC RATING OF EXISTING PANEL. AMEND PANEL DIRECTORY ACCORDINGLY.
 - PROVIDE 20A3P BREAKER IN AVAILABLE SPACE IN PANEL PNL-A. CONNECT USING (3)#12 (1)#125 IN 3/4" CONDUIT. NEW BREAKER TO BE UL LISTED FOR USE IN PANEL AND MEET OR EXCEED AIC RATING OF EXISTING PANEL. AMEND PANEL DIRECTORY ACCORDINGLY.
 - PROVIDE 20A2P BREAKER IN AVAILABLE SPACE IN PANEL PNL-B. CONNECT USING (2)#12 (1)#125 IN 3/4" CONDUIT. NEW BREAKER TO BE UL LISTED FOR USE IN PANEL AND MEET OR EXCEED AIC RATING OF EXISTING PANEL. AMEND PANEL DIRECTORY ACCORDINGLY.
 - PROVIDE DUCT SMOKE DETECTOR IN SUPPLY AND RETURN DUCTS OF HVAC UNIT. REMOTE TEST/RESET SWITCH TO BE LOCATED ON ACCESSIBLE WALL NEAR UNIT.
 - PROVIDE FIRE ALARM FAN SHUT DOWN CIRCUIT CONNECTED TO CONTROL CIRCUIT OF STARTER FOR HVAC UNIT.
 - PROVIDE 20A3P BREAKER IN AVAILABLE SPACE IN PANEL PNL-B. CONNECT USING (2)#10, (1)#10G IN 3/4" CONDUIT. NEW BREAKER TO BE UL LISTED FOR USE IN PANEL AND MEET OR EXCEED AIC RATING OF EXISTING PANEL. AMEND PANEL DIRECTORY ACCORDINGLY.

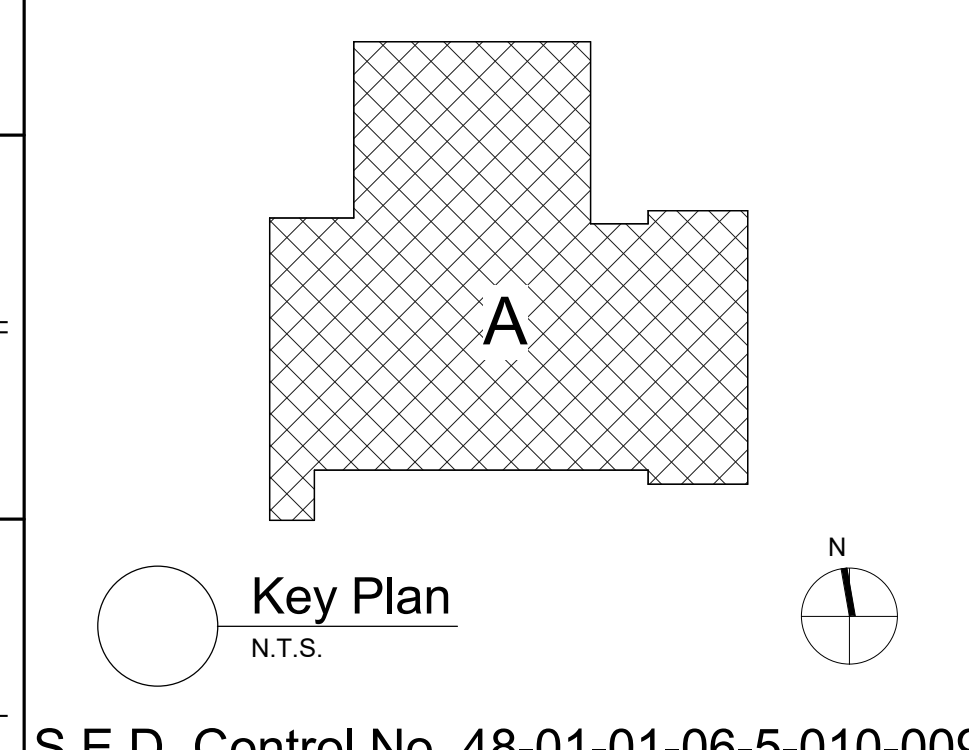
- General Notes**
- COORDINATE ALL ELECTRICAL WORK AND POWER OUTAGES WITH OWNER AND OTHER TRADES PRIOR TO THE START OF CONSTRUCTION. NO POWER OUTAGES SHALL OCCUR WITHOUT OWNER'S PRIOR KNOWLEDGE AND CONSENT.
 - REFER TO DRAWING SA FOR STANDARD SYMBOLS AND ABBREVIATIONS.
 - WHEN INSTALLING NEW DEVICES IN EXISTING LOCATIONS, REUSE EXISTING CONDUIT/TRACEWAY AND BACK BOXES IF IN GOOD CONDITION. EXTENDING ALL NEW CONDUIT/TRACEWAY AS REQUIRED FOR PROPER MOUNTING OF DEVICE. CONCEAL ABOVE CEILINGS OR WITHIN WALLS WHERE POSSIBLE. REFER TO SPECIFICATION SECTION 26 05 03.
 - CIRCUIT WIRING FOR ALL LIGHTING CIRCUITS SHALL BE IN 1/2" EMT CONDUIT (MIN) OR TYPE MC CABLE CONCEALED ABOVE CEILINGS AND IN WALLS (REFER TO SPECIFICATION SECTION 26 05 33 FOR LOCATIONS WHERE MC CABLE IS ACCEPTABLE). ALL CIRCUIT CONDUCTORS SHALL BE #12AWG COPPER (MIN) 90° C THHN THERMOPLASTIC INSULATION.
 - PROPERLY IDENTIFY ALL CIRCUITS AT PANELS AND J-BOXES AND IN ACCORDANCE WITH PROJECT SPECIFICATIONS.
 - PROVIDE ALL ADAPTERS, COUPLINGS AND ASSOCIATED FITTINGS REQUIRED FOR COMPLETE OPERATIONAL SYSTEM.
 - UNLESS NOTED ELSEWHERE ON THE CONTRACT DOCUMENTS, THE FOLLOWING LIST REPRESENTS THE TYPICAL MOUNTING HEIGHTS FOR THE DEVICES SHOWN:
 - a. SWITCHES AND PULL STATIONS.....48" (TO TOP)
 - b. RECEPTACLES.....16"
 - c. COMPUTER RECEPTACLES.....16"
 - d. WALL (W) TELEPHONE AND/OR CALL SWITCHES.....48" (TO TOP)
 - e. TELEPHONE OUTLETS (UNLABELED).....16"
 - f. VOLUME CONTROLS.....48" (TO TOP)
 - g. TELEVISION OUTLETS.....16"
 - h. FIRE ALARM PULL STATIONS.....48" (TO TOP)
 - i. FIRE ALARM AUDIO/VISUAL UNITS.....68" (OR 9" BELOW CEILING, WHICHEVER IS LOWER)
 - j. POWER PANELS.....72" (TO TOP)
 - k. DISCONNECT SWITCHES.....60" (TO TOP)
 - l. MOTOR STARTERS.....60" (TO TOP)
 - THE HEIGHTS INDICATED SHALL BE NOMINAL TO THE BOTTOM OF THE BOX UNLESS NOTED OTHERWISE.
 - COORDINATE ALL ELECTRICAL WORK WITH OTHER TRADES.
 - ALL CIRCUIT BREAKERS ADDED TO EXISTING PANELBOARDS SHALL BE LISTED/LABELED FOR USE WITH EXISTING PANELBOARDS AND BE EQUAL OR GREATER THAN THE PANEL'S AIC.
 - WIRE (2) CO DETECTORS PROVIDED BY OTHERS TO THE FIRE ALARM CONTROL PANEL.



2 First Floor Demolition Plan
1/8" = 1'-0"



1 First Floor Power Plan
1/8" = 1'-0"



S.E.D. Control No. 48-01-01-06-5-010-009

Rev. No.	Date	Description
1	2/22/21	BID Addendum No 3

complex world CLEAR SOLUTIONS

Tetra Tech Engineers, Architects & Landscape Architects, P.C.

BID SET



Mahopac Central School District
Mahopac, NY

Reconstruction To:
Mahopac Bus Garage

First Floor Demolition and Power Plans

Drawn By: CR	Date: 8/21/20	Drawing Number: GE160
Project No.: 121111-19002		

DRAWING RE-ISSUED BY BID ADDENDUM NO 3