

BULLETIN # 8

DATE: January 19, 2024

TO: Laura Li Industries, LLC
Attn: Vincent Sessano

FROM: Brian Dunn, AIA
KG+D Architects, PC

PROJECT: Harrison Recreation & Community Center – PHASE 1
Harrison, NY

RE: Revised Geothermal Well Layout- Reference M-401 and M-402



Message:

See revised geothermal well layout per M-401 and M-402 dated 1/16/24. Note that all well locations are to maintain a 10' clearance from the property lines, perimeter foundation walls, and/or piers. See M-402 for revision to piping layout within the building footprint.

Cc: Town of Harrison Engineering Department
File

Encl: M-401
M-402

KG+D Architects, PC

285 Main Street, Mount Kisco, New York 10549
914.666.5900 kgdarchitects.com

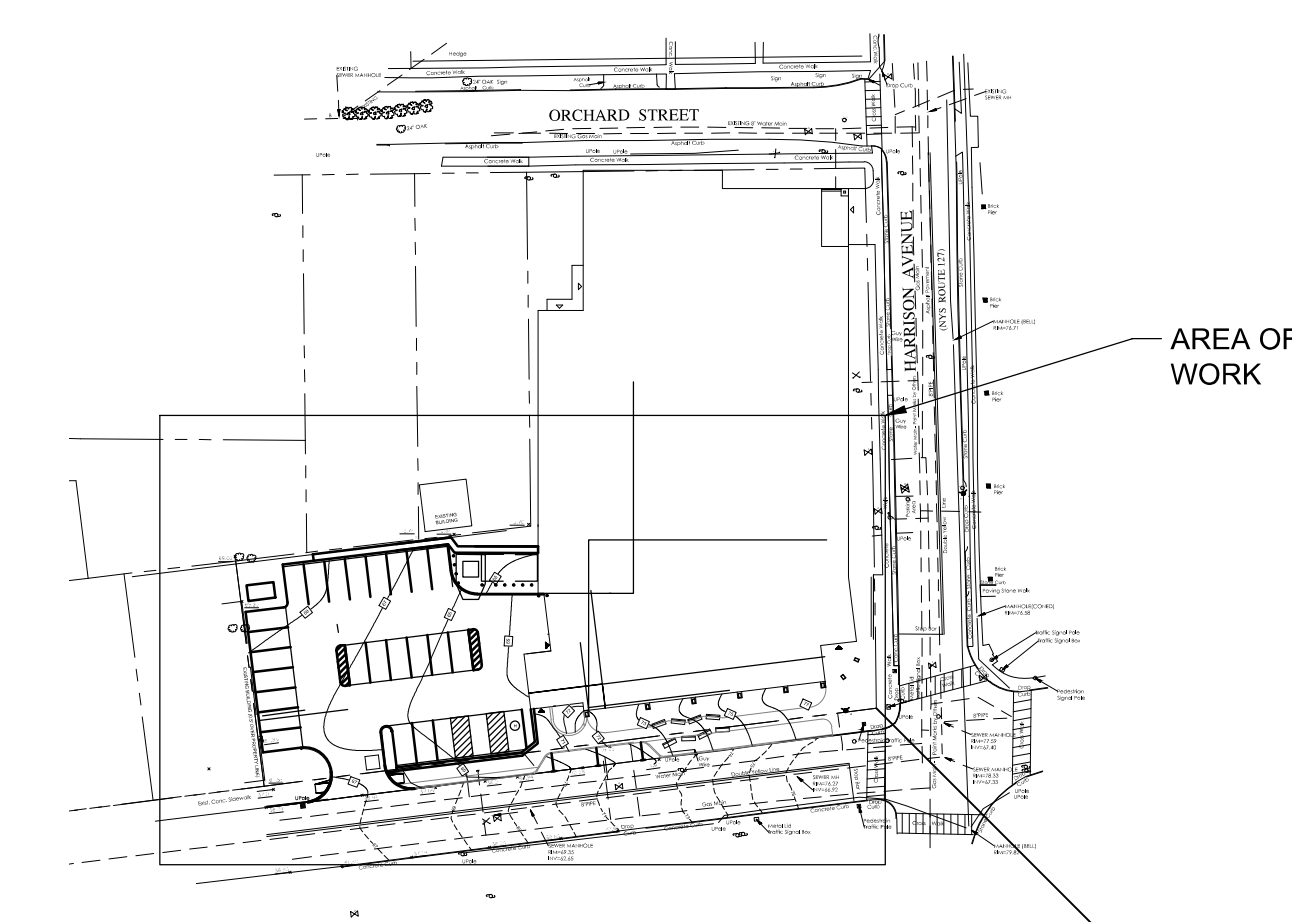
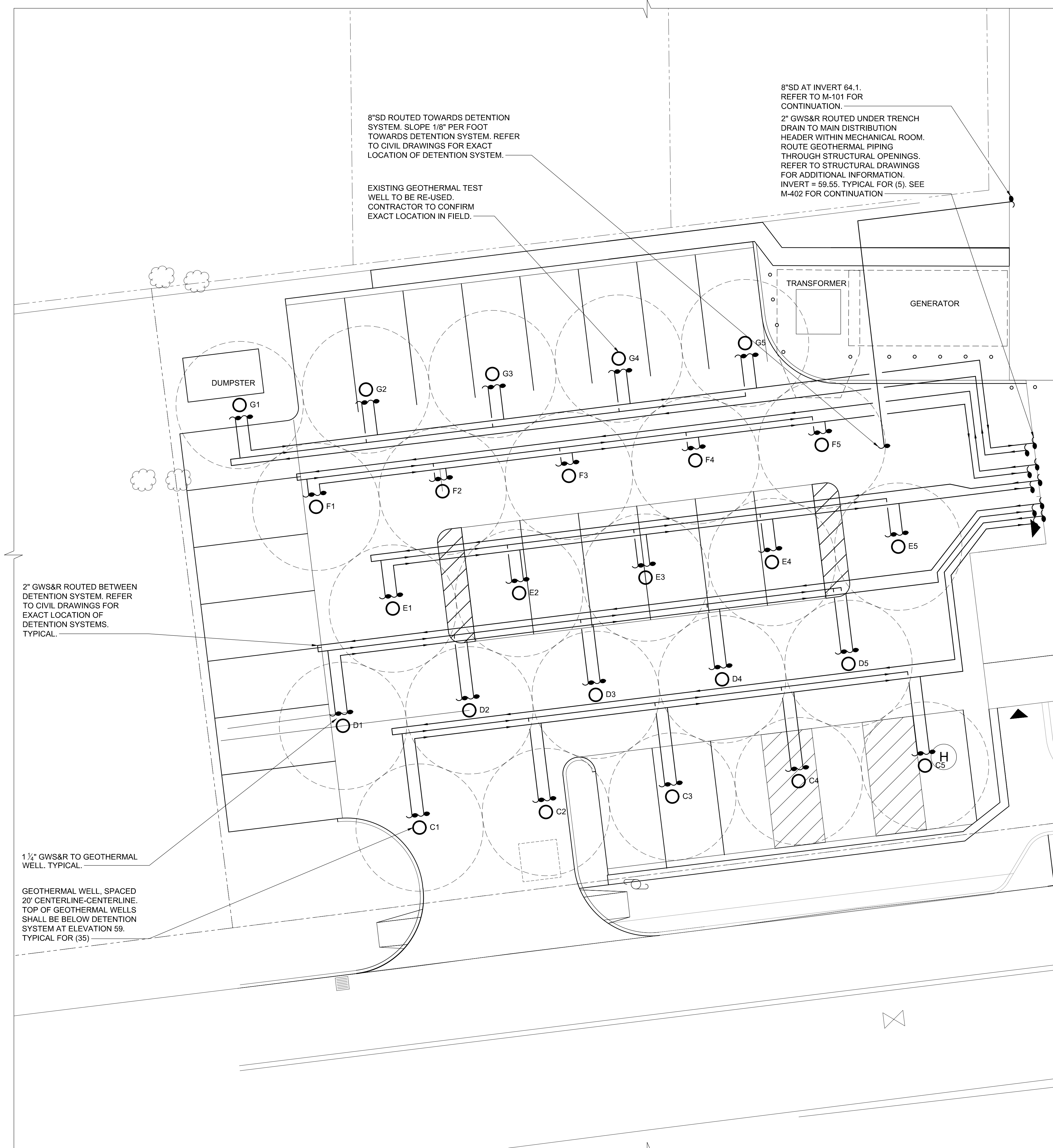
**HARRISON
RECREATION &
COMMUNITY
CENTER**

New Construction
Town / Village of Harrison
270 Harrison Avenue
Harrison, NY 10528

KG+D listen
imagine
build
KG+D ARCHITECTS, PC
285 MAIN STREET • MOUNT KISCO, NEW YORK 10549
P:914.666.5900 KGDARCHITECTS.COM

OLA Consulting Engineers
50 Broadway,
Hawthorne, NY 10532
914.747.2800
8 West 38th Street,
Suite 501
New York, NY 10018
646.849.4110
olace.com

CONSTRUCTION DOCUMENTS



2 MECHANICAL SITE PLAN 1 OF 2
SCALE: 1/8" = 1'-0"

NOTES:
1.) ALL GEOTHERMAL PIPING SHALL BE ROUTED BETWEEN DETENTION SYSTEM.
2.) ALL GEOTHERMAL WELLS SHALL BE UNDERNEATH DETENTION SYSTEM. TOP OF ALL GEOTHERMAL WELLS SHALL BE AT ELEVATION 59.

1 KEY PLAN
SCALE: NONE

NOTE: ALL IDEAS, DESIGN ARRANGEMENTS AND PLANS DEPICTED OR REPRESENTED BY THIS DRAWING ARE OWNED BY AND ARE THE PROPERTY OF KG+D ARCHITECTS, PC AND WERE CREATED FOR USE ON THIS PROJECT. NONE OF SUCH IDEAS, DESIGN ARRANGEMENTS OR PLANS SHALL BE USED BY OR DISCLOSED TO ANY PURPOSE WHATSOEVER WITHOUT THE WRITTEN PERMISSION OF KG+D.

WRITTEN DIMENSIONS ON THIS DRAWING SHALL HAVE PRECEDENCE OVER SCALE DIMENSIONS. CONTRACTOR SHALL VERIFY ALL ACTUAL DIMENSIONS AND CONDITIONS ON THE JOB AND THE ARCHITECT SHALL BE NOTIFIED OF ANY VARIATION FROM THE DIMENSIONS AND CONDITIONS SHOWN. SHOP DETAILS MUST BE SUBMITTED TO THIS OFFICE FOR APPROVAL, BEFORE PROCEEDING WITH FABRICATION.

ALTERATIONS BY ANY PERSON IN ANY WAY OF ANY ITEM CONTAINED ON THIS DOCUMENT, UNLESS ACTING UNDER THE DIRECTION OF THE LICENSED ARCHITECT WHOSE PROFESSIONAL SEAL IS AFFIXED HERETO, IS A VIOLATION OF TITLE 16, SECT. 263.5(b) OF NEW YORK STATE LAW.
© COPYRIGHT KG+D ARCHITECTS, PC. ALL RIGHTS RESERVED.

Professional Seal

No.	Date	Issue
3	01/16/2024	ISSUED FOR PERMIT
2	06/01/2020	DESIGN DEVELOPMENT
1	03/31/2020	50% DESIGN DEVELOPMENT

Sheet Title

**MECHANICAL SITE
PLAN 1 OF 2**

Job No.	Date
NKGD0207.00	01/16/2024
Scale	Drawn / Checked
AS NOTED	

Sheet Number

M-401

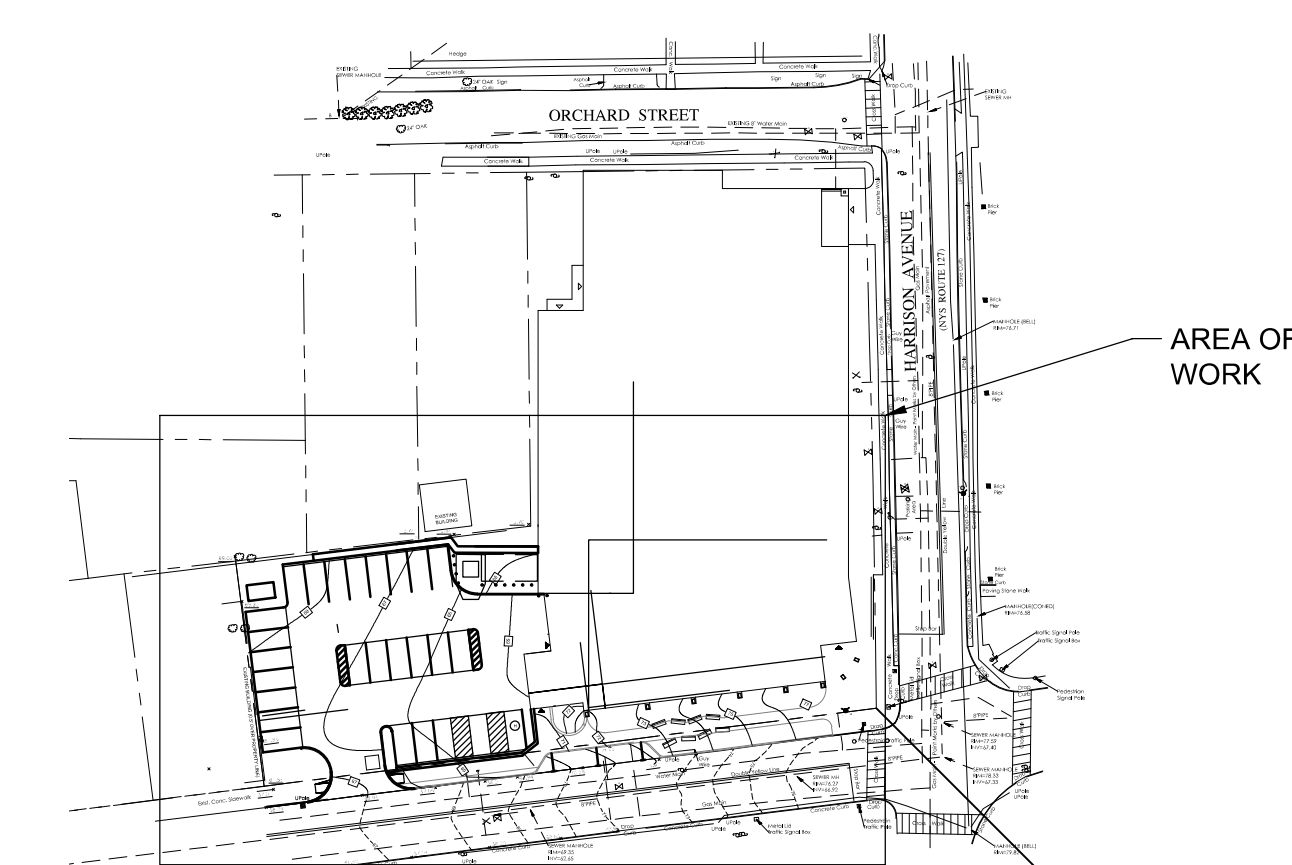
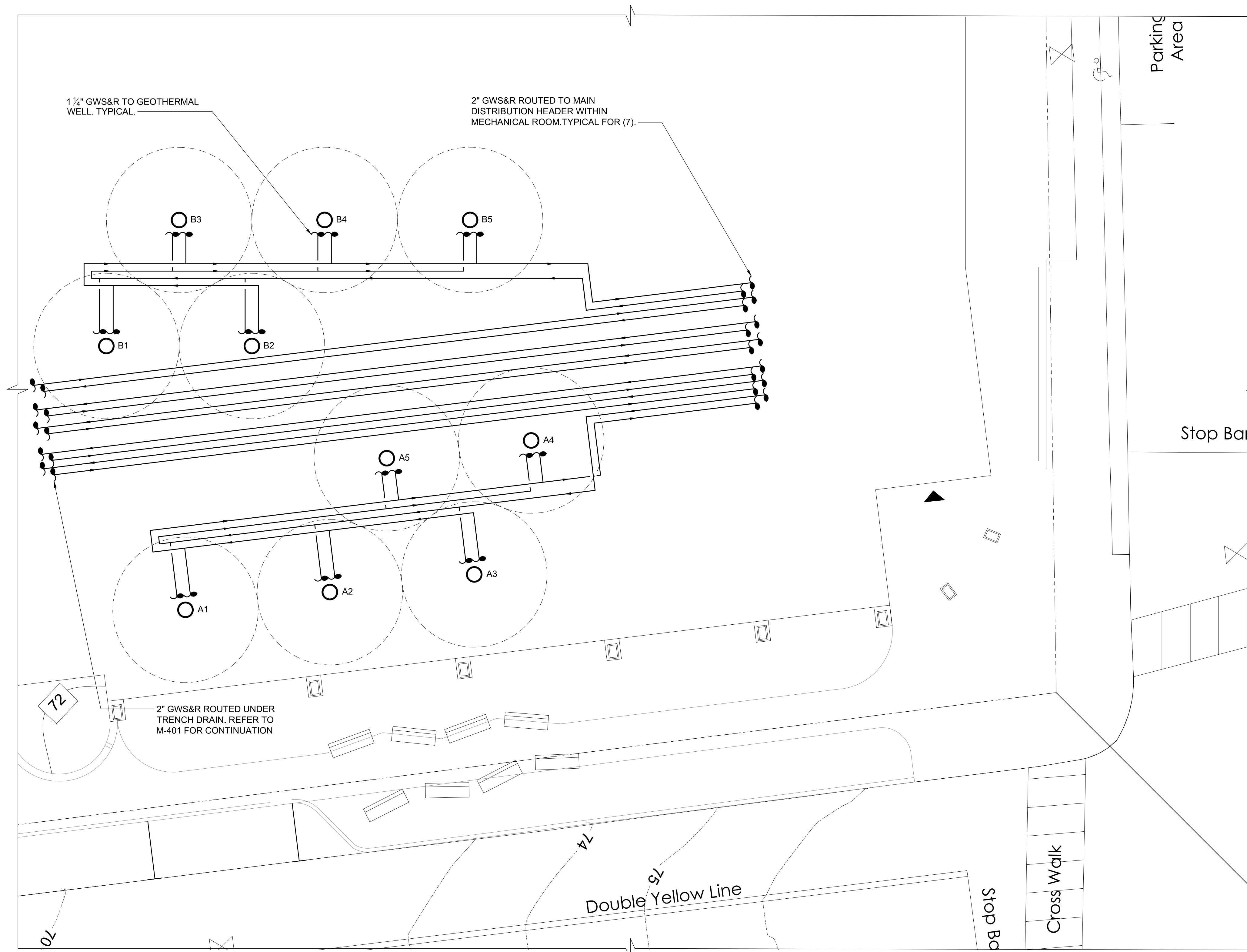
**HARRISON
RECREATION &
COMMUNITY
CENTER**

New Construction
Town / Village of Harrison
270 Harrison Avenue
Harrison, NY 10528

KG+D listen
imagine
build
KG+D ARCHITECTS, PC
285 MAIN STREET • MOUNT KISCO, NEW YORK 10549
P:914.666.5900 KGDARCHITECTS.COM

OLA Consulting Engineers
50 Broadway,
Hawthorne, NY 10532
914.747.2800
8 West 38th Street,
Suite 501
New York, NY 10018
646.849.4110
olace.com

CONSTRUCTION DOCUMENTS



2 MECHANICAL SITE PLAN 2 OF 2
SCALE: 1/8" = 1'-0"

NOTES:
1.) ALL GEOTHERMAL PIPING SHALL BE ROUTED BETWEEN DETENTION SYSTEM.
2.) ALL GEOTHERMAL WELLS SHALL BE UNDERNEATH DETENTION SYSTEM. TOP OF ALL GEOTHERMAL WELLS SHALL BE AT ELEVATION 59.

1 KEY PLAN
SCALE: NONE

NOTE: ALL IDEAS, DESIGN ARRANGEMENTS AND PLANS PREPARED OR REPRESENTED BY THIS DRAWING ARE OWNED BY AND ARE THE PROPERTY OF KG+D ARCHITECTS, PC AND ARE HEREBY GRANTED FOR USE ON THIS PROJECT. NONE OF SUCH IDEAS, DESIGN ARRANGEMENTS OR PLANS SHALL BE USED BY OR DISCLOSED TO ANY PURPOSE WHATSOEVER WITHOUT THE WRITTEN PERMISSION OF KG+D.

WRITTEN DIMENSIONS ON THIS DRAWING SHALL HAVE PRECEDENCE OVER SCALE DIMENSIONS. CONTRACTOR SHALL VERIFY ALL ACTUAL DIMENSIONS AND CONDITIONS ON THE JOB AND THE ARCHITECT SHALL BE NOTIFIED OF ANY VARIATION FROM THE DRAWING AND CONDITIONS BEFORE PROCEEDING WITH FABRICATION.

ALTERATIONS BY ANY PERSON IN ANY WAY OF ANY ITEM CONTAINED ON THIS DOCUMENT, UNLESS ACTING UNDER THE DIRECTION OF THE LICENSED ARCHITECT WHOSE PROFESSIONAL SEAL IS AFFIXED HERETO, IS A VIOLATION OF TITLE 16, SECT. 16-150 OF NEW YORK STATE LAW.
© COPYRIGHT KG+D ARCHITECTS, PC. ALL RIGHTS RESERVED.

Professional Seal

No.	Date	Issue
3	01/16/2024	ISSUED FOR PERMIT
2	06/01/2020	DESIGN DEVELOPMENT
1	03/31/2020	50% DESIGN DEVELOPMENT

Sheet Title

**MECHANICAL SITE
PLAN 2 OF 2**

Job No. NKGD0207.00	Date 01/16/2024
Scale AS NOTED	Drawn / Checked

Sheet Number
M-402

BULLETIN # 8 R

DATE: January 24, 2024

TO: Laura Li Industries, LLC
Attn: Vincent Sessano

FROM: Brian Dunn, AIA
KG+D Architects, PC

PROJECT: Harrison Recreation & Community Center – PHASE 1
Harrison, NY

RE: Revised Geothermal Well Layout- Reference M-401 1/19/24



Message:

See revised geothermal well layout per M-401 dated 1/19/24. Note that all well locations are to maintain a 10' clearance from the property lines, perimeter foundation walls, and/or piers. The revised M-401 combines the previous M-401 and M-402 sheets into a single drawing.

Cc: Town of Harrison Engineering Department
File

Encl: M-401 1/19/24

KG+D Architects, PC

285 Main Street, Mount Kisco, New York 10549
914.666.5900 kgdarchitects.com

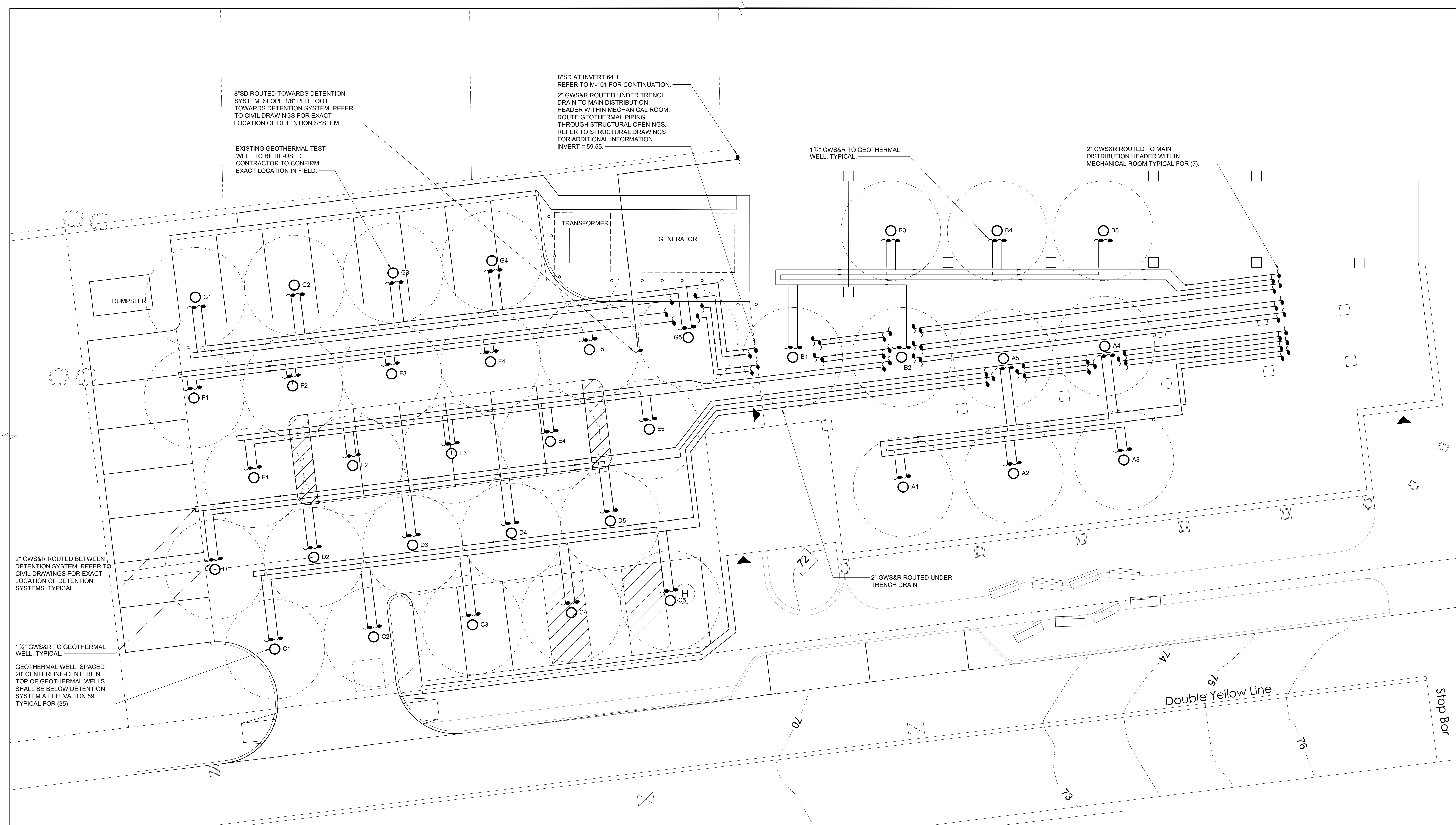
**HARRISON
RECREATION &
COMMUNITY
CENTER**

New Construction
Town / Village of Harrison
270 Harrison Avenue
Harrison, NY 10528

KG+D listen
imagine
build
KG+D ARCHITECTS, PC
285 MAIN STREET • MOUNT KISCO, NEW YORK 10549
P:914.666.5900 KGARCHITECTS.COM

OLA Consulting Engineers
50 Broadway,
Hawthorne, NY 10532
914.747.2800
8 West 38th Street,
Suite 501
New York, NY 10018
646.849.4110
olace.com

CONSTRUCTION DOCUMENTS



NOTE: ALL IDEAS, DESIGN ARRANGEMENTS AND PLANS INDICATED OR REPRESENTED BY THIS DRAWING ARE OWNED BY AND ARE THE PROPERTY OF KG+D ARCHITECTS, PC AND ARE NOT TO BE REPRODUCED OR USED FOR ANY OTHER PROJECT. NONE OF SUCH IDEAS, DESIGN ARRANGEMENTS OR PLANS SHALL BE USED BY OR DISCLOSED TO ANY PURPOSE WHATSOEVER WITHOUT THE WRITTEN PERMISSION OF KG+D.

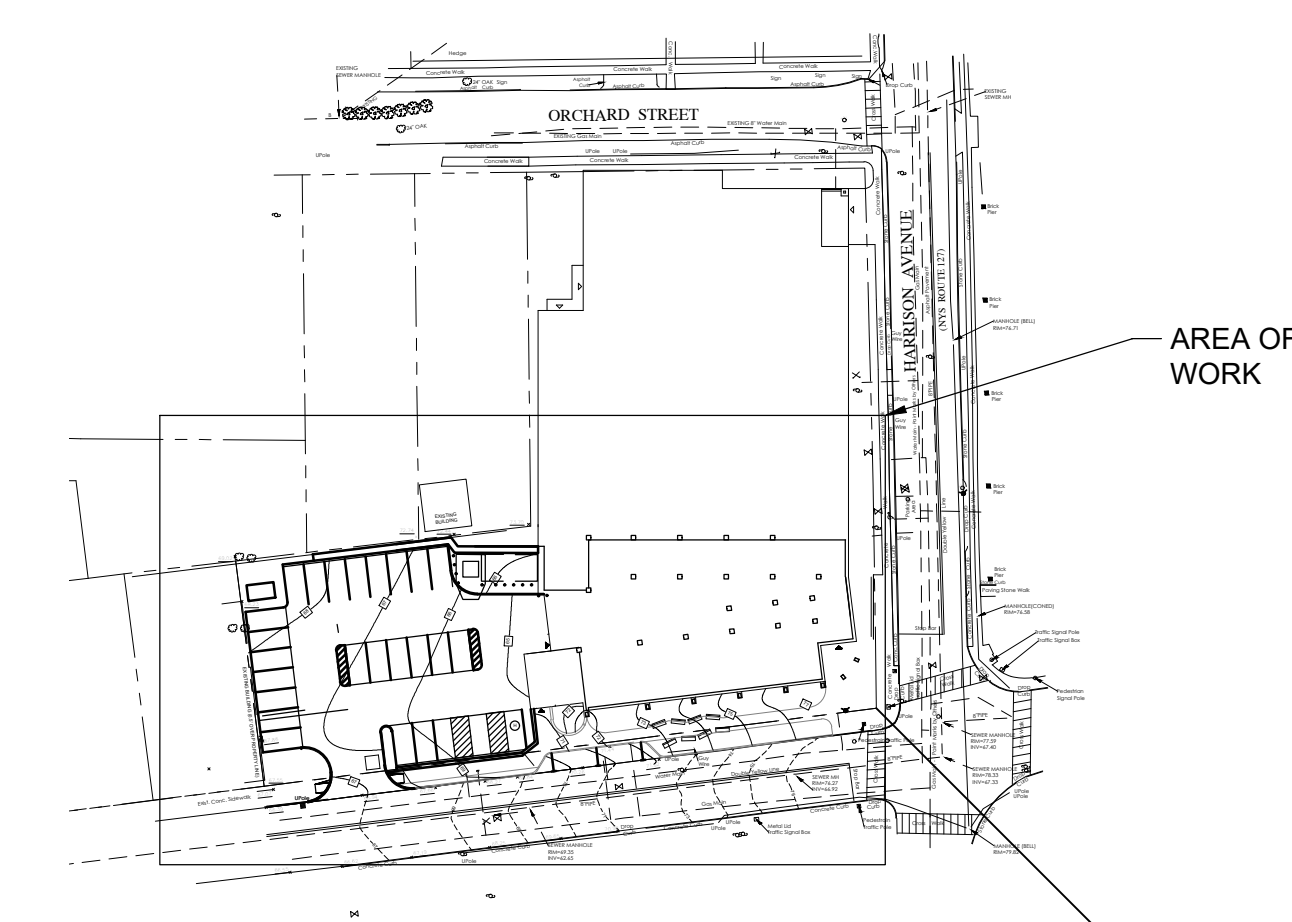
WRITTEN DIMENSIONS ON THIS DRAWING SHALL HAVE PRECEDENCE OVER SCALED DIMENSIONS. CONTRACTOR SHALL VERIFY ALL ACTUAL DIMENSIONS AND CONDITIONS ON THE JOB AND THE ARCHITECT MUST BE NOTIFIED OF ANY VARIATIONS FROM DIMENSIONS AND CONDITIONS SHOWN. SHOP DETAILS MUST BE SUBMITTED TO THIS OFFICE FOR APPROVAL BEFORE PROCEEDING WITH FABRICATION.

ALTERATIONS BY ANY PERSON IN ANY WAY OF ANY ITEM CONTAINED ON THIS DOCUMENT UNLESS ACTING UNDER THE DIRECTION OF THE LICENSED ARCHITECT WHOSE PROFESSIONAL SEAL IS AFFIXED HERETO, IS A VIOLATION OF TITLE 16, SECTION 263.5 OF THE NEW YORK STATE LAW.

© COPYRIGHT KG+D ARCHITECTS, PC.
ALL RIGHTS RESERVED.

2 MECHANICAL SITE PLAN 1 OF 2
SCALE: 1/8" = 1'-0"

- NOTES:
1.) ALL GEOTHERMAL PIPING SHALL BE ROUTED BETWEEN DETENTION SYSTEM.
2.) ALL GEOTHERMAL WELLS SHALL BE UNDERNEATH DETENTION SYSTEM. TOP OF ALL GEOTHERMAL WELLS SHALL BE AT ELEVATION 59.



1 KEY PLAN
SCALE: NONE

Professional Seal

3	01/19/2024	REVISED GEO FIELD
2	06/01/2020	DESIGN DEVELOPMENT
1	03/31/2020	50% DESIGN DEVELOPMENT

No. _____ Date _____ Issue _____

Sheet Title

MECHANICAL SITE PLAN 1 OF 2

Job No.	NKGD0207.00	Date	01/19/2024
Scale	AS NOTED	Drawn / Checked	HM / RG
Sheet Number	M-401		