



AIA[®] Document G716[™] – 2004

Request for Information (“RFI”)

TO:

Brian T. Dunn, AIA
KG+D Architects, PC
285 Main Street
Mount Kisco, NY 10549

PROJECT:

Harrison, Town-Village Recreation Center Phase 2
270 Harrison Avenue
Harrison, NY 10528

FROM:

Piazza Inc.
3 W. Stevens Ave
HAwthorne, NY 10532

ISSUE DATE: 03/20/2025 **RFI No.** 051 - Phase 1 Conduit Rework

REQUESTED REPLY DATE: ASAP
COPIES TO:

PROJECT NUMBERS: 2020-1005 /

RFI DESCRIPTION: See attached.

REFERENCES/ATTACHMENTS: *(List specific documents researched when seeking the information requested.)*

SPECIFICATIONS:

DRAWINGS:

OTHER:

SENDER'S RECOMMENDATION: *(If RFI concerns a site or construction condition, the sender may provide a recommended solution, including cost and/or schedule considerations.)*

The generator conduits were intended to be left below grade in Phase 1 to accommodate the eventual Phase 2 generator install. Remove the above grade conduit to a point at or below grade as necessary to allow for the conduits to be extended to the generator in the appropriate configuration.

As stated the conduits were incorrectly terminated outside the building perimeter by the Phase 1 contractor. On a Time and Material basis please extend the conduits from their current location into the Electrical Room to the locations required by the previously approved (Phase 2 electrical subcontractor) equipment layout. Utilize the notch created in the foundation wall that currently exists from Phase 1 to enter the building perimeter. A separate directive will be issued for the infill/header detail to complete the concrete foundation wall at that location. It is the intent that the conduit work can commence upon receipt of this RFI response.

Brian Dunn

2025-03-28

Based on our reviewing of the Phase 1 conduit installation, we have identified a few issues that need to be addressed.

1. Generator Conduit Issue:

The conduits installed for the generator were based on an different generator layout and do not match with our approved generator model. As a result, they will need to be redone to be stubbed up at the right location.

2. Electrical Room Conduit Termination:

The conduits installed during Phase 1 were originally intended to be run all the way to the electrical room. However, they currently terminate at the foundation wall within the staircase instead. These would have to be extended to the electrical room. This is not part of our contract and would be an extra to us (See attached phase 1 drawing for reference).

Attached is the updated drawings for the phase 1 work showing the our work in to the electrical room. Please advice on how you would like to proceed with this issue. Also, we have determined that core drilling/slab cutting of the foundation wall will not be required, as previously anticipated.

Let me know if you would like to set up a call with the group to discuss further.

HARRISON
RECREATION &
COMMUNITY
CENTER

New Construction - Phase 1

Town / Village of Harrison

270 Harrison Avenue
Harrison, NY 10528

KG+D listen
imagine
build

KG+D ARCHITECTS, PC
285 MAIN STREET • MOUNT KISCO, NEW YORK 10549
P:914.666.5900 KGDARCHITECTS.COM

OLA Consulting Engineers
50 Broadway,
Hawthorne, NY 10532
914.747.2800
8 West 38th Street,
Suite 501
New York, NY 10018
646.849.4110
olace.com

CONSTRUCTION DOCUMENTS

NOTE: ALL IDEAS, DESIGNS, ARRANGEMENTS AND PLANS INDICATED OR REPRESENTED BY THIS DRAWING ARE OWNED BY AND ARE THE PROPERTY OF KG+D ARCHITECTS, PC. NO PART OF THIS DRAWING SHALL BE REPRODUCED OR USED IN ANY PROJECT WITHOUT THE WRITTEN PERMISSION OF KG+D ARCHITECTS, PC. NO PART OF THIS DRAWING SHALL BE USED BY OR DISCLOSED TO ANY PERSON WITHOUT THE WRITTEN PERMISSION OF KG+D ARCHITECTS, PC.

WRITTEN DIMENSIONS ON THIS DRAWING SHALL HAVE PRECEDENCE OVER SCALED DIMENSIONS. CONTRACTOR SHALL VERIFY ALL ACTUAL DIMENSIONS AND CONDITIONS ON THE JOB AND THE ARCHITECT MUST BE NOTIFIED OF ANY VARIATIONS FROM DIMENSIONS AND CONDITIONS SHOWN. SHOP DETAILS MUST BE SUBMITTED TO THIS OFFICE FOR APPROVAL BEFORE PROCEEDING WITH FABRICATION.

ALTERATIONS BY ANY PERSON IN ANY WAY OF ANY ITEM CONTAINED ON THIS DOCUMENT, UNLESS ACTING UNDER THE DIRECTION OF THE LICENSED ARCHITECT, INFRINGES PROFESSIONAL SEAL. IT IS A VIOLATION OF TITLE 16, SECTION 16-01 OF NEW YORK STATE LAW. © COPYRIGHT KG+D ARCHITECTS & ENGINEERS, PC. ALL RIGHTS RESERVED.

Professional Seal

3 07/12/2023 ISSUE FOR BID - PHASE 1

No. Date Issue

Sheet Title

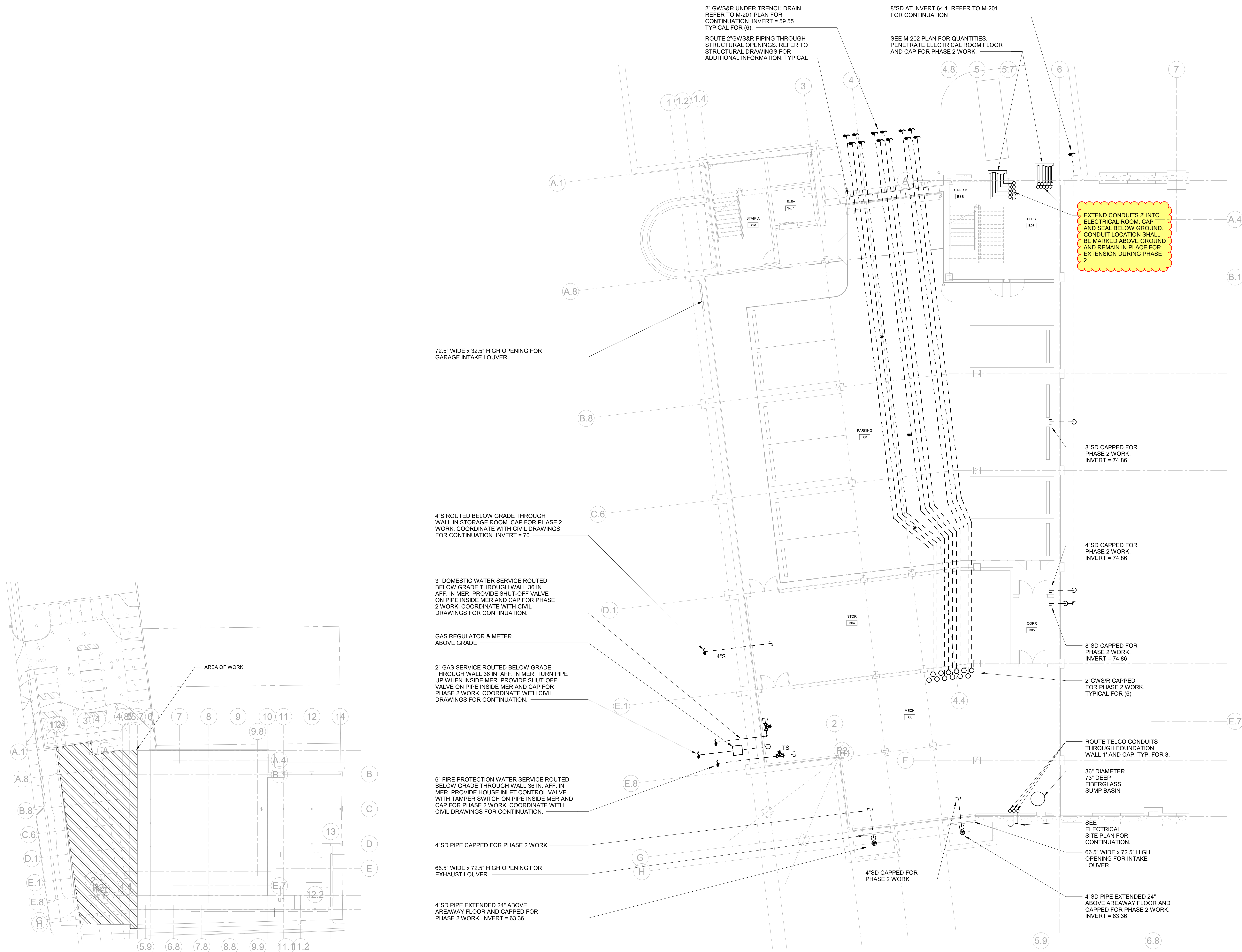
PARKING FLOOR
PLAN PHASE 1

Job No. NKGD0207.00 Date 06/29/2023

Scale AS NOTED Drawn / Checked HM / RG

Sheet Number

M-101



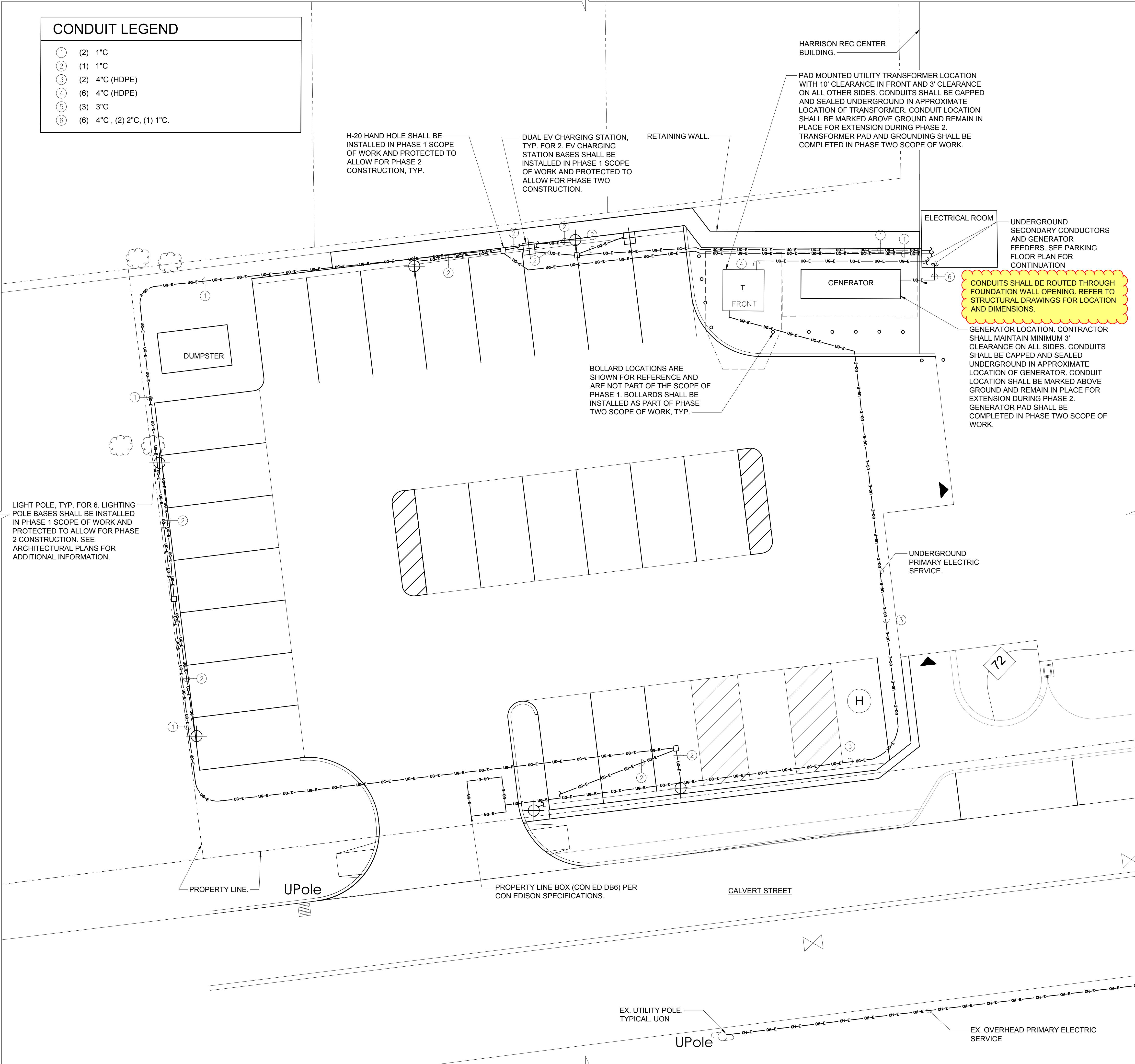
2
SCALE: 1/32" = 1'-0"



1
PARKING FLOOR PLAN PHASE 1
SCALE: 1/8" = 1'-0"

NOTES:
1.) ALL ELECTRICAL CONDUITS ARE ROUTED UNDERGROUND. UON.
2.) ALL ELECTRICAL CONDUITS SHALL BE PROVIDED WITH DRAGLINES.

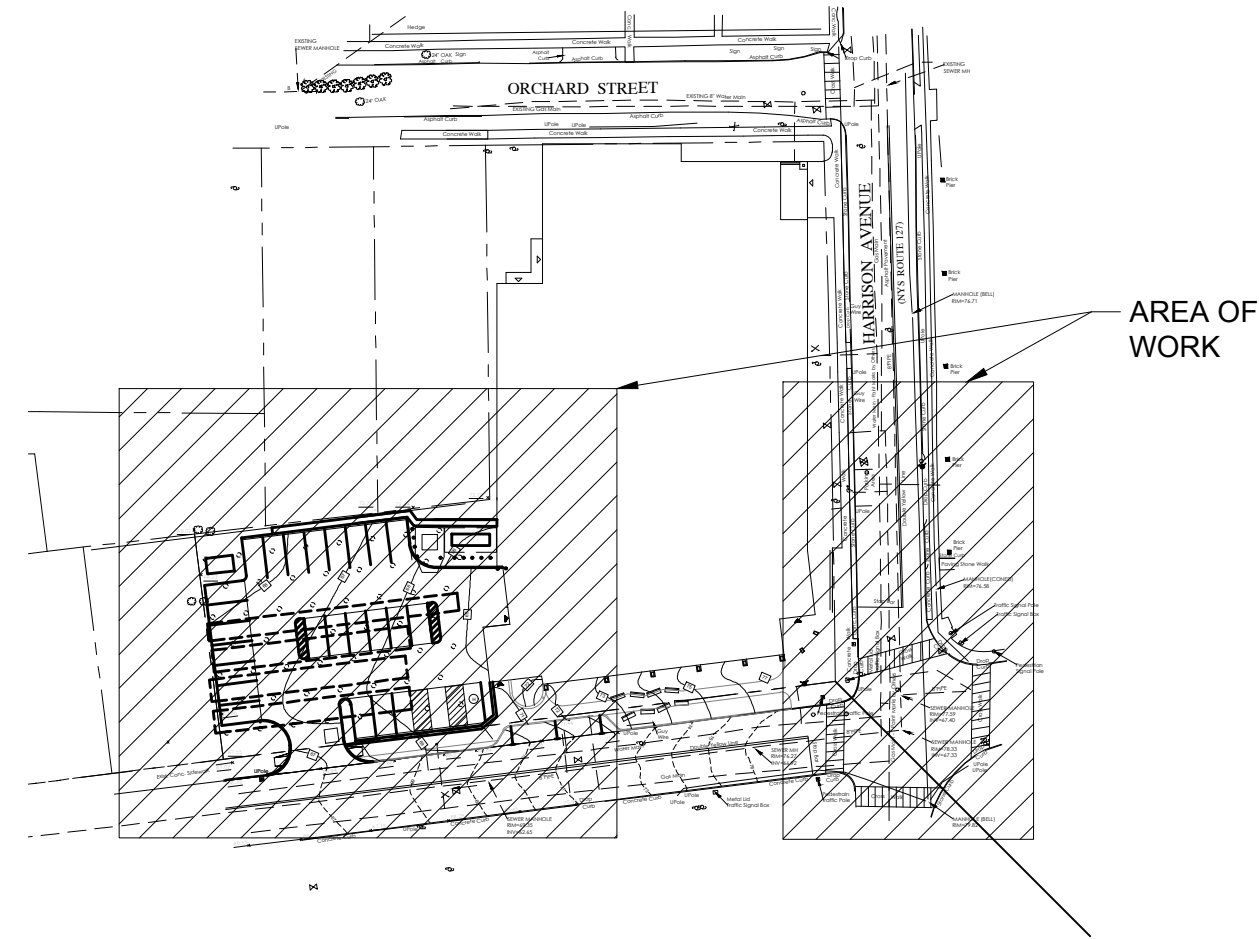
CONDUIT LEGEND	
①	(2) 1"C
②	(1) 1"C
③	(2) 4"C (HDPE)
④	(6) 4"C (HDPE)
⑤	(3) 3"C
⑥	(6) 4"C, (2) 2"C, (1) 1"C.



3 ELECTRICAL SITE PLAN
SCALE: 1/8" = 1'-0"

- NOTES:
 1.) ALL ELECTRICAL CONDUITS ARE ROUTED UNDERGROUND, UON.
 2.) ALL ELECTRICAL CONDUITS SHALL BE PROVIDED WITH DRAGLINES.
 3.) ALL CONDUITS SHALL BE SCHEDULE 40 PVC, UON.

2 ELECTRICAL SITE PLAN
SCALE: 1/8" = 1'-0"



1 KEY PLAN
SCALE: NONE

**HARRISON
RECREATION &
COMMUNITY
CENTER**
 New Construction - Phase 1
 Town / Village of Harrison
 270 Harrison Avenue
 Harrison, NY 10528

KG+D listen
imagine
build

KG+D ARCHITECTS, PC
 285 MAIN STREET • MOUNT KISCO, NEW YORK 10549
 P-914.666.5900 KGDARCHITECTS.COM

OLA Consulting Engineers
 50 Broadway,
 Hawthorne, NY 10532
 914.747.2800
 8 West 38th Street,
 Suite 501
 New York, NY 10018
 646.849.4110
 olace.com

CONSTRUCTION DOCUMENTS

NOTE: ALL IDEAS, DESIGN, ARRANGEMENTS AND PLANS INDICATED OR REPRESENTED BY THIS DRAWING ARE OWNED BY AND ARE THE PROPERTY OF KG+D ARCHITECTS, PC. NO PART OF THIS DRAWING SHALL BE REPRODUCED OR TRANSMITTED IN ANY FORM OR BY ANY MEANS, ELECTRONIC OR MECHANICAL, INCLUDING PHOTOCOPYING, RECORDING, OR BY ANY INFORMATION STORAGE AND RETRIEVAL SYSTEM, WITHOUT THE WRITTEN PERMISSION OF KG+D.

WRITTEN DIMENSIONS ON THIS DRAWING SHALL HAVE PRECEDENCE OVER SCALED DIMENSIONS. CONTRACTOR SHALL VERIFY ALL ACTUAL DIMENSIONS AND CONDITIONS ON THE JOB AND THE ARCHITECT MUST BE NOTIFIED OF ANY VARIATIONS FROM DIMENSIONS AND CONDITIONS BEFORE PROCEEDING WITH FABRICATION.

ALTERATIONS BY ANY PERSON IN ANY WAY OF ANY ITEM CONTAINED ON THIS DOCUMENT, UNLESS ACTING UNDER THE DIRECTION OF THE LICENSED ARCHITECT, UNLESS PROFESSIONAL SEAL IS AFFIXED HERETO, IS A VIOLATION OF TITLE 16, SECT. 16-1.5 (a) (3) OF NEW YORK STATE LAW.

© COPYRIGHT KG+D ARCHITECTS, PC. ALL RIGHTS RESERVED.

Professional Seal

3 07/12/2023 ISSUE FOR BID - PHASE 1

**ELECTRICAL
SITE PLAN**

Job No. NKGD0207 00 Date 06/29/2023
 Scale AS NOTED Drawn / Checked HM / RC
 VB / ML / DS

Sheet Number
M-202