

# L.J. COPPOLA INC.

MECHANICAL CONTRACTORS

40 Farrington Road  
Brewster, NY 10509  
(914) 769-7666  
Fax: (914) 769-5141  
Plumbing License No. 750

PLUMBING

H.V.A.C.

PROCESS PIPING

SEWAGE TREATMENT

ESTABLISHED 1972

## REQUEST FOR INFORMATION

**Project:** HARRISON REC CENTER PHASE 2 **Date:** 11/12/24 **Log No.:** LJC# -01

**Drwg.:** A402 **Spec.:** N/A **Area:** LOCKER ROOM

**Directed To:** Piazza Brothers **Date Required:** \_\_\_\_\_

**Impact:** N/A

**Regarding:** SHOWER INSTALLATION

**REQUESTED BY:** S. MCCABE/P. DOLSON **cc:** \_\_\_\_\_

### **INFORMATION REQUIRED:**

Upon review of the A402 shower layout, LJC has two concerns regarding the model numbers selected in the fixture schedule and the architectural install plans.

The P-4 model selected includes a flange reveal (MEN 120), which is not compatible with the wall layout. Please advise.

The second issue is that these showers are depicted being installed against drywall instead of being installed directly to the studs. These showers have a flange at the top that is designed to be flush against the studs, and receive drywall in front of it to prevent water from getting behind the wall. Please adjust the architectural dimensions as required to facilitate this change.

### **RESPONSE:**

- [Revise the Plumbing Fixture Type 4 to the attached Best Bath Model # 4LS3838FB5B. V2](#)

-

**RESPONSE BY:** Brian Dunn 2025-03-26

**RESPONSE DATE:** \_\_\_\_\_ **cc:** \_\_\_\_\_

**Your response is requested by the date listed above. Failure to respond by this date may delay the project schedule and may have a cost impact.**

## Stephen McCabe

---

**From:** Beltran, Richard <Richard.Beltran@bestbath.com>  
**Sent:** Tuesday, November 12, 2024 10:25 AM  
**To:** Stephen McCabe  
**Cc:** Strong, Mike  
**Subject:** RE: Harrison Rec Center - Shower Quote Request  
**Attachments:** RevealOnePage.pdf

Morning Stephen,

Great question, we do have a straight flange shower, however it will not provide the ADA required clear floor space outside the shower. I've attached an informational reference guide for your review.

The quote is for the shower stalls, drains and accessories. We can add the trim kit on the quote if you'd like.

Let us know if you have any questions

Thank you,



Richard Beltran  
Inside Sales Representative | Bestbath  
723 Garber Street | Caldwell, ID 83605  
[@ richard.beltran@bestbath.com](mailto:richard.beltran@bestbath.com)  
[Bestbath Factory Tour](#)

**Holiday Closure Notice**

*Bestbath's factory will be closed for production on:*

- November 28th and 29th for Thanksgiving
- December 19th
- December 24th through January 1st for Christmas and New Year's Day

*Bestbath's Sales Department will also be closed on:*

- November 28th and 29th for Thanksgiving
- December 25th and 26<sup>th</sup> for Christmas
- January 1st for New Year's Day

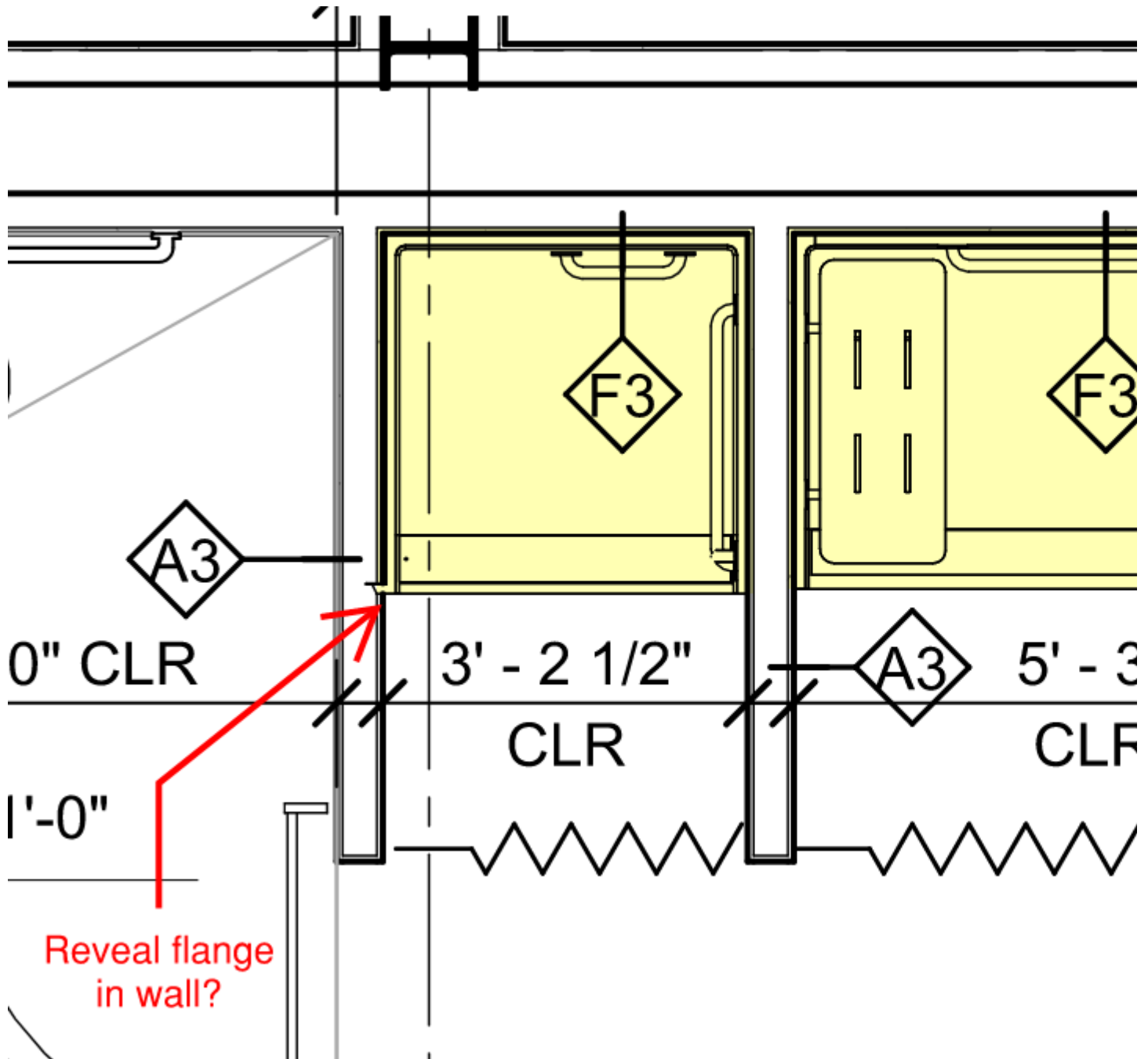
*Please anticipate extended lead times due to factory closures*

---

**From:** Stephen McCabe <s.mccabe@ljcoppolainc.com>  
**Sent:** Tuesday, November 12, 2024 5:32 AM  
**To:** Beltran, Richard <Richard.Beltran@bestbath.com>  
**Cc:** Strong, Mike <Mike.Strong@bestbath.com>  
**Subject:** RE: Harrison Rec Center - Shower Quote Request

Thanks Rich.

Is there a variant for the P-4 shower that doesn't have the reveal flange?



# Bestbath® Reveal



## ADA Bathroom Requirements Make Bestbath Reveal a Huge Help for Design & Safety

The Americans with Disabilities Act (ADA) requires that bathrooms have an adequate amount of clear floor space in a bathroom. Clear floor space makes it much easier — and safer — for those in wheelchairs or who are otherwise physically challenged.

Creating clear floor space can be particularly challenging in designing an ADA-compliant bathroom layout with showers and baths. After all, most showers and baths are designed to fit within a “pocket” or “alcove” between two framed walls. This means the walls on either side of the shower typically protrude into the floorspace of the shower, reducing accessibility, particularly for those in wheelchairs who need to roll close to the shower entry to transfer themselves onto a bench.

For years, the only solution was to use specialty trim kits or design custom solutions — then hope the framing crew and other contractors got it right. That's both expensive and impractical.

That's where Bestbath stepped in, developing the “Reveal” feature.

The Reveal feature allows architects, designers and contractors to more easily create bathrooms that meet code requirements.

### Here's how it works:

Bestbath's Reveal extends the structure and finish of interior walls of the shower to make a 90-degree turn. When finished, the bathroom wall drywall butts up against the Reveal to make a nearly seamless extension of the shower. The result is that the shower's walls terminate flush with the adjoining



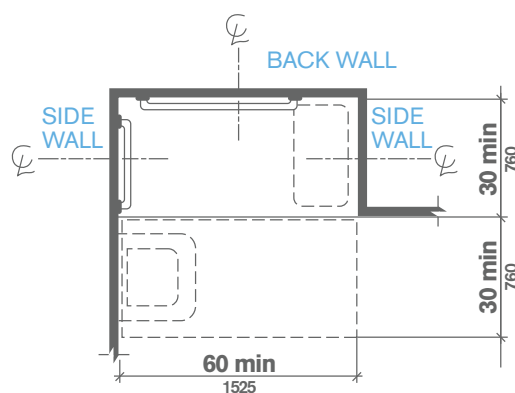
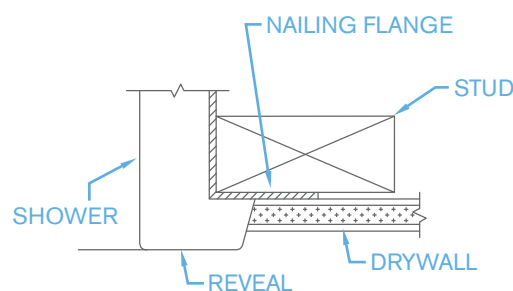
**Reveal extends the structure & finish of the shower walls to make a 90-degree turn.**



**Drywall butts up against Reveal.**

For those trying to design or build an ADA-compliant bathroom, the Reveal makes it easier than ever to ensure clear floor space in front of the shower. No need to customize the shower entrance. No need for fancy accessories. When you choose a Bestbath shower with Reveal, it is easy — almost automatic — to create a bathroom that not only meets the intent of the ADA, but also most universal design or aging-in-place goals.

Curious about how Bestbath's Reveal can help you achieve your ADA and ANSI compliance, universal design or aging-in-place goals? Please contact your local dealer or regional sales representative for more examples of specific applications.



**30**  
**YEAR**  
**LIMITED**  
**WARRANTY**

