



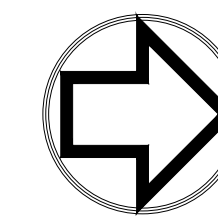
## ARCHITECTURAL DRAWINGS

- ## MECHANICAL DRAWINGS

- ## ELECTRICAL DRAWINGS

- ## PLUMBING DRAWINGS

- ## WORK LOCATION PLAN



## VICINITY MAP



3	06-02-2025	ADDENDUM 1
2	05-25-2023	NYSED REVISIONS
1	05-10-2023	ISSUED FOR NYSED SUBMISSION
ISSUE NO.	ISSUE DATE	DESCRIPTION

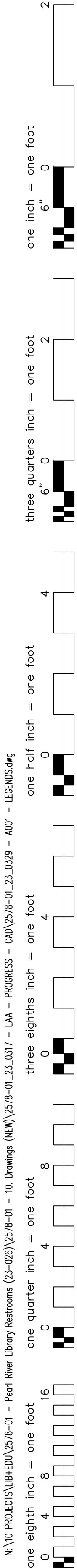
## COVER PAGE

DRAWING NO.:


A000




















N:\0 PROJECTS\18\EDU\2578-01 - Pearl River Library Restrooms (21-026)\2578-01 - 10 Drawings (NEW)\2578-01\_23\_0317 - LAA - PROGRESS - CAD\2578-01\_23\_0329 - A001 - LEGENDS.dwg











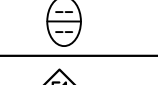
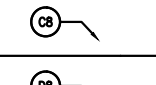

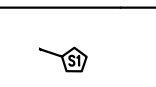

EXISTING AND DEMOLITION TAG LEGEND	
	PHOTO TAG – SEE PHOTO BOO FOR IMAGE. NUMBERS CORRESPOND TO THE END OF THE FILE NAME











-  DEMOLISH AREA OF WORK TO BASE BUILDING CONDITION. BASE BUILDING SHALL MEAN THE FOLLOWING:
- FLOORS SHALL BE EXPOSED DOWN TO THE SLAB AND SCRAPPED CLEAN OF GLUES AND OTHER REMAINING MATERIAL;
  - REMOVE CEILINGS AND EXPOSE THE STRUCTURE ABOVE. PRIMARY DISTRIBUTION OF MECHANICAL, ELECTRICAL AND PLUMBING SYSTEMS SHALL REMAIN INTACT OR AS DIRECTED BY THE ENGINEERING DRAWINGS. BRANCH OR SECONDARY DISTRIBUTION SHALL BE REMOVED;
  - SECURITY AND FIRE ALARM SYSTEMS SHALL REMAIN INTACT OR AS OTHERWISE DIRECTED BY THE VENDORS. COORDINATION SHALL BE REQUIRED FOR DEMOLITION OF THESE SYSTEMS;
  - UNUSED WIRING SHALL BE REMOVED BACK TO THE ELECTRICAL PANEL;


















PROTECTION PLAN	
	PROTECT AREA OF WORK AND SURROUNDING AREAS FROM POTENTIAL DAMAGE FROM CONSTRUCTION. PROVIDE A PROTECTION PLAN FOR REVIEW AND APPROVAL BY OWNERS REP.
	1. COVER THE FLOOR AND WALLS IN AREAS WHERE MATERIALS OR WORKERS ACCESS THE SITE.
	2. PROTECT OCCUPIED AREAS FROM DUST AND ODORS.
	3. PROTECT HVAC SYSTEMS FROM DUST AND MATERIAL ENTERING THE SYSTEM.
	4. PROTECT PUBLIC AREAS WITH PHYSICAL AND VISUAL BARRICADES OR TEMPORARY WALLS











FIXTURES & ACCESSORIES TAG LEGEND	
	TOILET PARTITION – GLOBAL PARTITIONS MODEL #102113.13
	INCLUDES: CEILING HUNG PILASTERS, TOILET STALL DOORS AND FOLLOWING ACCESSORIES
	TOILET COVER – BOBRICK MODEL #B-221
	TOILET PAPER HOLDER – ASI MODEL #9013
	COAT HOOK – ASI MODEL #0714
	PARTITION MOUNTED SANITARY NAPKIN DISPOSAL – BOBRICK MODEL B-354
	UNISEX RESTROOMS & ADA STALL ALSO INCLUDES:
	CHANGING TABLE – ASI MODEL #9013
	GRAB BAR 42 – BOBRICK MODEL #B-5806 SERIES
	GRAB BAR 24 – BOBRICK MODEL #B-5806 SERIES
	GRAB BAR 36 – BOBRICK MODEL #B-5806 SERIES
	RECESSED SANITARY NAPKIN DISPOSAL – BOBRICK MODEL B-353 *AT EVERY WATER CLOSET STALL IN WOMEN'S & UNISEX RESTROOMS.*



	MIRROR – BOBRICK MODEL B-293
	TOWEL DISPENSER & DISPOSAL – ASI MODEL #0469
	MOP/BROOM RACK – BOBRICK MODEL #B223
	FIRE EXTINGUISHER ENCLOSURE

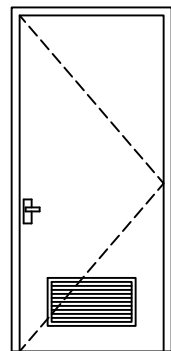
SYMBOL LEGEND			
	NORTH ARROW		SECTION INDICATOR
	ELEVATION INDICATOR		ELEVATION DATUM
	DOOR TAG		CONSTRUCTION KEYNOTE
	WALL TYPE TAG		DEMOLITION KEYNOTE
			FIXTURE & ACCESSORY TAG

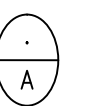
EXISTING AND DEMOLITION TAG LEGEND	
	REMOVE DOOR FRAMES AND ASSOCIATED ELEMENTS.
	REMOVE ALL PLUMBING FIXTURES, PIPES AND ASSOCIATED ELEMENTS. CAP . SEE PLUMBING DRAWINGS 1&2 ON SHEET P101
	REMOVE EXISTING RADIATOR AND ENCLOSURE. CAP PIPE INSIDE WALLS OR AS DIRECTED BY MECHANICAL DRAWINGS
	REMOVE HAND DRYER AND ASSOCIATED ELEMENTS. REMOVE CONDUIT AND WIRING BACK TO PANEL.
	REMOVE TOILET STALL PARTITIONS
	REMOVE ELECTRIC HEATER AND ASSOCIATED ELEMENTS. REMOVE CONDUIT AND WIRING BACK TO PANEL.
	REMOVE WALL TILE AND GWB FROM CONCRETE BLOCK WALL. BLOCK WALL TO REMAIN, CLEAN WALLS OF ADHESIVE AND OTHER RESIDUAL MATERIAL.
	REMOVE WALL TILE AND GWB FROM STUD WALL. STUD WALL TO REMAIN, REMOVE INSULATION, PREPARE AND CLEAN FOR FOAM.
	TRENCH SLAB TO REMOVE EXISTING SANITARY WASTE LINE. SEE PLUMBING DRAWINGS FOR MORE INFORMATION.
	TRENCH SLAB TO AS SHOWN FOR NEW SANITARY WASTE LINE. COORDINATE WITH PLUMBER FOR TRENCH SIZE AND LOCATIONS.

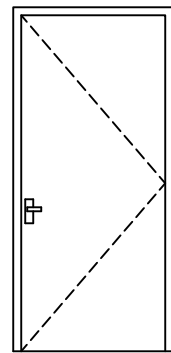
PLUMBING FIXTURES TAG LEGEND	
	TOILET AND CONCEALED FLUSH VALVE – SLOAN ST246 REAR SPUD : SLOAN 152-SS
	INCLUDES:  BACK-TO-BACK WC CARRIER – ZURN MODEL #ZN1202-ND4
	 ZURN POD PRO STUD SUPPORTED WC CARRIER – MODEL #ZPWC1
	URINAL WITH CONCEALED FLUSH VALVE – SLOAN MODEL #WEUS-1010.1331
	LAVATORY BASIN – SLOAN MODEL #AD-82000
	INCLUDES FIXTURES & ACCESSORIES BELOW:
	FAUCET – SLOAN MODEL #EFX250.502.0100
	HAND DRYER – SLOAN BASYS STYLE
	SOAP DISPENSER – SLOAN BASYS STYLE ESD 500
	LAVATORY BASIN – SLOAN MODEL #AD-81000
	FAUCET – SLOAN MODEL #EFX250.502.0100
	HAND DRYER – SLOAN MODEL #EHD-511-SPOUT
	SOAP DISPENSER – SLOAN MODEL #ESD-500
	CUSTODIAL MOP SINK – ACORN TERRAZZO-WARE MODEL #TDF-24
	DRINKING FOUNTAIN – ELKAY MODEL #EDFPBVR117FPRA_T


CONSTRUCTION TAG LEGEND	
	PREPARE CONCRETE SUBSTRATE FOR NEW FLOOR INSTALLATION. SKIM COAT AND FLASH PATCH TO LEVEL THE FLOOR. ACHIEVE THE LEVELING REQUIREMENTS OF THE TILE MANUFACTURERS REQUIREMENTS.
	PREPARE THE EXISTING SLAB PER SPECIFICATIONS FOR SEALANT(S). APPLY SEALANT AS SPECIFIED.
	CEILING-HUNG PARTITIONS – SEE MANUFACTURING SPECIFICATIONS FOR MORE INFORMATION.
	CLOSED CELL SPRAY FOAM INSULATION AT UNDERSIDE OF ROOF DECK AND EXTERIOR WALLS.
	FRAME 16"X24" SOFFIT
	FRAME 24"X24" SOFFIT
	INSTALL ACOUSTICAL CEILING TILE AND TRACK SYSTEM.
	INSTALL GYPSUM WALL BOARD DROPPED CEILING. SEE DETAIL 9/A611
	INSTALL RADIANT HEATING PANEL, SEE MEP FOR MORE INFORMATION.
	NEW SANITARY WASTE LINE, SEE PLUMBING DRAWINGS FOR MORE INFORMATION

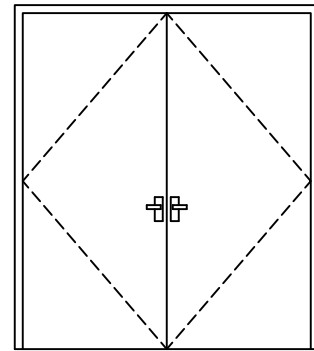
DOOR AND HARDWARE TAG LEGEND	
	DOOR NUMBER
	LETTER DENOTES DOOR TYPE AND NUMBER DENOTES HARDWARE SET









 DOOR TYPE A – 3'-0"x6'-8" HOLLOW METAL DOOR AND 2 INCH HOLLOW METAL FRAME WITH LOUVER INSERT






















 DOOR TYPE B – 3'-0"x6'-8" HOLLOW METAL DOOR AND 2 INCH HOLLOW METAL FRAME



 DOOR TYPE C – 6'-0"x6'-8" HOLLOW METAL DOUBLE DOOR AND 2 INCH HOLLOW METAL FRAME

DOOR AND HARDWARE TAG LEGEND	
	HARDWARE SET E – EXISTING HARDWARE TO REMAIN
	HARDWARE SET 1 – 1 PRIVACY LOCK SET WITH LEVER HANDLES 1-1/2 PAIR OF HINGES 1 SURFACE MOUNTED CLOSER
	HARDWARE SET 2 – 1 STOREROOM LOCK SET WITH LEVER HANDLES 1-1/2 PAIR OF HINGES 1 SURFACE MOUNTED CLOSER
	HARDWARE SET 3 – 2 ENTRANCE LOCK SET – 2 POINT LOCKING TOP AND BOTTOM WITH LEVER HANDLES 3 PAIR OF HINGES 2 SURFACE MOUNTED CLOSERS
	HARDWARE SET 4 – 1 PASSAGE LOCK SET WITH LEVER HANDLES 1-1/2 PAIR OF HINGES 1 SURFACE MOUNTED CLOSER

FINISH TAG LEGEND	
	PORCELAIN FLOOR TILE (RESTROOM VESTIBULE AND JANITOR'S CLOSET) MANUFACTURER: GARDEN STATE TILE TYPE: PORCELAIN FLOOR TILE STYLE: TBD PRODUCT NUMBER: TBD SIZE: 12" x 24" x 3/8" COLOR: TBD, MATTE FINISH
	PORCELAIN FLOOR TILE (MEN'S, WOMEN'S AND FAMILY RESTROOM) MANUFACTURER: GARDEN STATE TILE TYPE: PORCELAIN FLOOR TILE STYLE: TRIBECA PRODUCT NUMBER: GSP1102643 SIZE: 12" x 24" x 3/8" COLOR: MIST GREY, MATTE FINISH
	PORCELAIN WALL BASE (RESTROOM VESTIBULE AND JANITOR'S CLOSET) MANUFACTURER: GARDEN STATE TILE TYPE: PORCELAIN COVE BASE TILE STYLE: TBD PRODUCT NUMBER: TBD SIZE: TBD COLOR: TBD, MATTE FINISH
	PORCELAIN WALL BASE (MEN'S, WOMEN'S AND FAMILY RESTROOM) MANUFACTURER: GARDEN STATE TILE TYPE: PORCELAIN COVE BASE TILE STYLE: TRIBECA PRODUCT NUMBER: GSP1102643 SIZE: 8" x 12" x 5/16" COLOR: MIST GREY, MATTE FINISH
	MAIN WALL TILE (MEN'S, WOMEN'S AND FAMILY RESTROOM) MANUFACTURER: CREATIVE MATERIALS CORP. TYPE: CERAMIC WALL TILE STYLE: EFFERVESCENT SIZE: 3" x 12" x 5/16" COLOR: WHITE FINISH: GLOSSY
	ACCENT WALL TILE (MEN'S, WOMEN'S AND FAMILY RESTROOM) MANUFACTURER: CREATIVE MATERIALS CORP. TYPE: CERAMIC WALL TILE STYLE: EFFERVESCENT SIZE: 3" x 12" x 5/16" COLOR: BLUE FIZZY FINISH: GLOSSY
	WALL PAINT (JANITOR'S CLOSET) MANUFACTURER: BENJAMIN MOORE TYPE: WALL PAINT COLOR: TBD PRIMER: 380 DRYWALL PRIMER FINISH: V342 EPOXY EGGSHELL
	WALL PAINT (MEN'S, WOMEN'S AND FAMILY RESTROOM) MANUFACTURER: BENJAMIN MOORE TYPE: WALL PAINT COLOR: TBD PRIMER: 380 DRYWALL PRIMER FINISH: V342 EPOXY EGGSHELL
	DOOR AND TRIM PAINT (MEN'S, WOMEN'S, FAMILY RESTROOM AND JANITOR'S CLOSET) MANUFACTURER: BENJAMIN MOORE TYPE: DOOR AND TRIM PAINT COLOR: TBD PRIMER: V110 ACRYLIC METAL PRIMER FINISH: V341 EPOXY SEMI-GLOSS
	FLOOR GROUTS MANUFACTURER: MAPEI TYPE: KERACOLOR U PREMIUM UNSANDED GROUT WITH PRIMER NOTE: SEE ATTACHED SPEC SHEET COLOR: TBD
	FLOOR GROUTS MANUFACTURER: MAPEI TYPE: KERACOLOR U PREMIUM UNSANDED GROUT WITH PRIMER NOTE: SEE ATTACHED SPEC SHEET COLOR: TBD
	WALL GROUTS MANUFACTURER: MAPEI TYPE: KERACOLOR U PREMIUM UNSANDED GROUT WITH PRIMER NOTE: SEE ATTACHED SPEC SHEET COLOR: TBD
	FLOOR MATERIAL TRANSITION MANUFACTURER: SCHLUTER TYPE: TILE TO TILE STYLE: DECO, AE100D COLOR: SATIN ANODIZED ALUMINUM NOTE: SEE ATTACHED SPEC SHEET
	FLOOR MATERIAL TRANSITION MANUFACTURER: SCHLUTER TYPE: TILE TO CARPET STYLE: SCHIENE, AE200 COLOR: SATIN ANODIZED ALUMINUM NOTE: SEE ATTACHED SPEC SHEET
	WALL MATERIAL TRANSITION MANUFACTURER: SCHLUTER TYPE: PROFILE EDGE FOR TILE STYLE: JOLLY, J80AE COLOR: SATIN ANODIZED ALUMINUM NOTE: SEE ATTACHED SPEC SHEET
	WALL MATERIAL TRANSITION MANUFACTURER: SCHLUTER TYPE: OUTSIDE WALL CORNERS FOR TILE STYLE: JOLLY, EVJ80AE COLOR: SATIN ANODIZED ALUMINUM NOTE: SEE ATTACHED SPEC SHEET
	CEILING TILE MANUFACTURER: ARMSTRONG TYPE: CIRRUS #558 – BEVELED TEGULAR SIZE: 24"x24" WITH 9/16"GRID COLOR: WHITE (WH) FINISH: TEXTURED MEDIUM NOTES: SEE ATTACHED SPEC SHEET
	FIBERGLASS REINFORCED PANELS MANUFACTURER: NUDO TYPE: #LP-S9 SIZE: 48"x96" COLOR: TBD FINISH: SMOOTH NOTES: SEE ATTACHED SPEC SHEET
	SOLID SURFACE MATERIAL MANUFACTURER: WILSONART MANUFACTURE BY SLOAN/AERDEC BASIN SYSTEM NOTES: NOT IN CONTRACT – SEE SLOAN AERDEC BASIN SPECIFICATIONS. COLOR: TBD FINISH: SMOOTH/GLOSS

Lothrop


Associates Architects D.P.C.

333 Westchester Avenue

White Plains, New York 10604

914-741-1115

MEP ENGINEER:  
OLA CONSULTING ENGINEERS  
50 Broadway Ste 2, Hawthorne, NY 10532  
(914) 747 2800

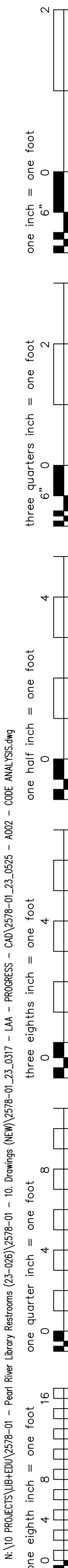
	06-02-2025	ADDENDUM 1
2	05-25-2023	NYSED REVISIONS
1	05-10-2023	ISSUED FOR NYSED SUBMISSION
ISSUE NO.	ISSUE DATE	DESCRIPTION

PEARL RIVER  
PUBLIC LIBRARY  
80 FRANKLIN AVE,  
PEARL RIVER, NY 10965  
RESTROOMS RENOVATION

NY SED PROJECT CONTROL NO. 50 - 03 - 08 - 03 - 6 - 005 - 005		
NOTES AND LEGENDS		
PROJECT NO.:	2578-01	SCALE:
DRAWING NO.:	A001	



N:\0 PROJECTS\LIB+EDU\2578-01 - Pearl River Library Restrooms (21-026)\2578-01 - 10 Drawings (NEW)\2578-01\_23\_0317 - LAA - PROGRESS - CAD\2578-01\_23\_0325 - A002 - CODE ANALYSIS.dwg



PEARL RIVER PUBLIC LIBRARY BUILDING CODE ANALYSIS									
GOVERNING BUILDING CODES									
	2020 EXISTING BUILDING CODE OF NEW YORK STATE (EBCNYS)								
	2020 NEW YORK STATE BUILDING CODE (BC)								
	2020 ENERGY CONSERVATION CONSTRUCTION CODE OF NEW YORK STATE (ECCC)								
	2020 NEW YORK MECHANICAL CODE								
	2020 NEW YORK FIRE CODE								
	2020 NEW YORK STATE PLUMBING CODE								
	NATIONAL ELECTRIC CODE (2017)								
	2020 NEW YORK FUEL GAS CODE								
	ADA, ANSI, ICC A117.1-2009								
THESE PLANS COMPLY WITH THE PROVISION OF TITLE III OF THE "AMERICANS WITH DISABILITIES ACT" (ADA) PUBLIC LAW 101-336, FOR HANDICAPPED ACCESSIBILITY FOR CUSTOMER AND EMPLOYEES.									
EXISTING BUILDING CODE OF NEW YORK STATE (EBCNYS)									
SECTION 603.1	LEVEL 2 ALTERATION								
SECTION 301.3.2	WORK AREA COMPLIANCE METHOD								
NEW YORK STATE BUILDING CODE (BC)									
BC 303.4	USE GROUP/OCCUPANCY	EXISTING	PROPOSED						
BC TABLE 601	CONSTRUCTION CLASSIFICATION	A-3	A-3						
	BUILDING AREA (SF)	26,157	26,157						
	BUILDING AREA TO BE RENOVATED (SF)		807						
	PERCENTAGE OF BUILDING AREA								3%
	BUILDING HEIGHT (LF)	22'-0"	22'-0"						
	NUMBER OF STOREYS	2	2						
	CHANGE IN OCCUPANCY CLASS	N.A.							
FIRE RESISTANCE RATINGS									
BC TABLE 601	BUILDING ELEMENT		REQUIRED RATING		PROVIDED				
	STRUCTURAL FRAME		1		1				
	STRUCTURAL FRAME SUPPORTING ROOF ONLY		1		1				
	EXTERIOR BEARING WALLS		1		N.A.				
	INTERIOR BEARING WALLS		1		N.A.				
	ROOF CONSTRUCTION		0		0				
	FIRE WALL		2		2				
FIRE PROTECTION SYSTEMS									
	SPRINKLER	Not required as per EBCNYS 803.2.2	REQUIRED		PROVIDED				
	STAND PIPE	Not required as per EBCNYS 803.3	NO		NO				
	FIRE ALARM AND DETECTION		YES		YES				
MEANS OF EGRESS									
LENGTH OF TRAVEL			REQUIRED		PROPOSED				
BC 1016.1	MAXIMUM TRAVEL DISTANCE (FEET)		200		138				
OCCUPANCY LOAD									
BC SECTION 1004.1.2									
	NUMBER OF EXITS	REQUIRED	3		NUMBER OF EXITS PROVIDED:	4			
AREA (SF)	OCCUPANCY TYPE	SF / PERSON			OCC. LOAD				
2,607	BUSINESS	150			17				
1,135	ASSEMBLY - CONCENTRATED	7			162				
2,875	ASSEMBLY - UNCONCENTRATED	15			192				
4,004	STORAGE / MECHANICAL ROOMS	300			13				
4,421	READING ROOM	50			88				
9,116	STACKS	100			91				
24,156	TOTAL OCCUPIED AREA (SF)	TOTAL OCCUPANTS			564				
PLUMBING FIXTURES									
USE GROUP / OCCUPANCY	A-3				564 PERSONS				
					WOMEN: 539/2 = 270				
					MEN: 539/2 = 270				
BC TABLE 2902.1									
MINIMUM NUMBER OF PLUMBING FIXTURES:			REQUIRED		EXISTING		PROPOSED		
	WATERCLOSETS	1 WC PER 65 FEMALE	5		4		6		
		1 WC/URINAL PER 125 MEN	3		2WC / 1 U		5 WC / 1U		
	LAVATORIES	1 LAV/200 FEMALE	3		2		4		
		1 LAV/200 MEN	3		2		4		
	DRINKING FOUNTAINS	1 FOUNTAIN /500 PERSONS	2		2		2 + BOTTLE FILLER		
	SERVICE SINKS	1	1		1		1		
ENERGY CONSERVATION CONSTRUCTION CODE OF NEW YORK STATE (ECCC)									
TABLE C301.1	CLIMATE ZONE	5A							
TABLE C402.1.3	WALLS ABOVE GRADE - METAL FRAMED		MINIMUM REQUIRED		PROPOSED				
	WALL TYPE E1:		R-13 + R-7.5d		R-30				
	BRICK VENEER, 1" AIR GAP, 6" STUD AT 16" O.C.								
	WITH CONTINUOUS SPRAY FOAM INSULATION, 5/8" GYP SHEATHING.								
	WALL TYPE E2:		R-11.4 d		R-15				
	8" CMU, 2.5" STUD AT 16" O.C.,								
	WITH CONTINUOUS SPRAY FOAM INSULATION, 5/8" GYP SHEATHING.								
TABLE C402.1.3	ROOF ASSEMBLY								
	EXISTING STEEL DECK ON OWSJ		R-38		R-38 - CONTINUOUS SPRAY FOAM INSULATION UNDER DECK & ABOVE CEILING				
SECTION C501.2	WINDOW/GLASS AREA		N.A. - EXISTING WINDOWS NOT TO BE ALTERED						
	SLAB ON GRADE PERIMETER INSULATION		N.A. - EXISTING SLAB PERIMETER NOT TO BE ALTERED						

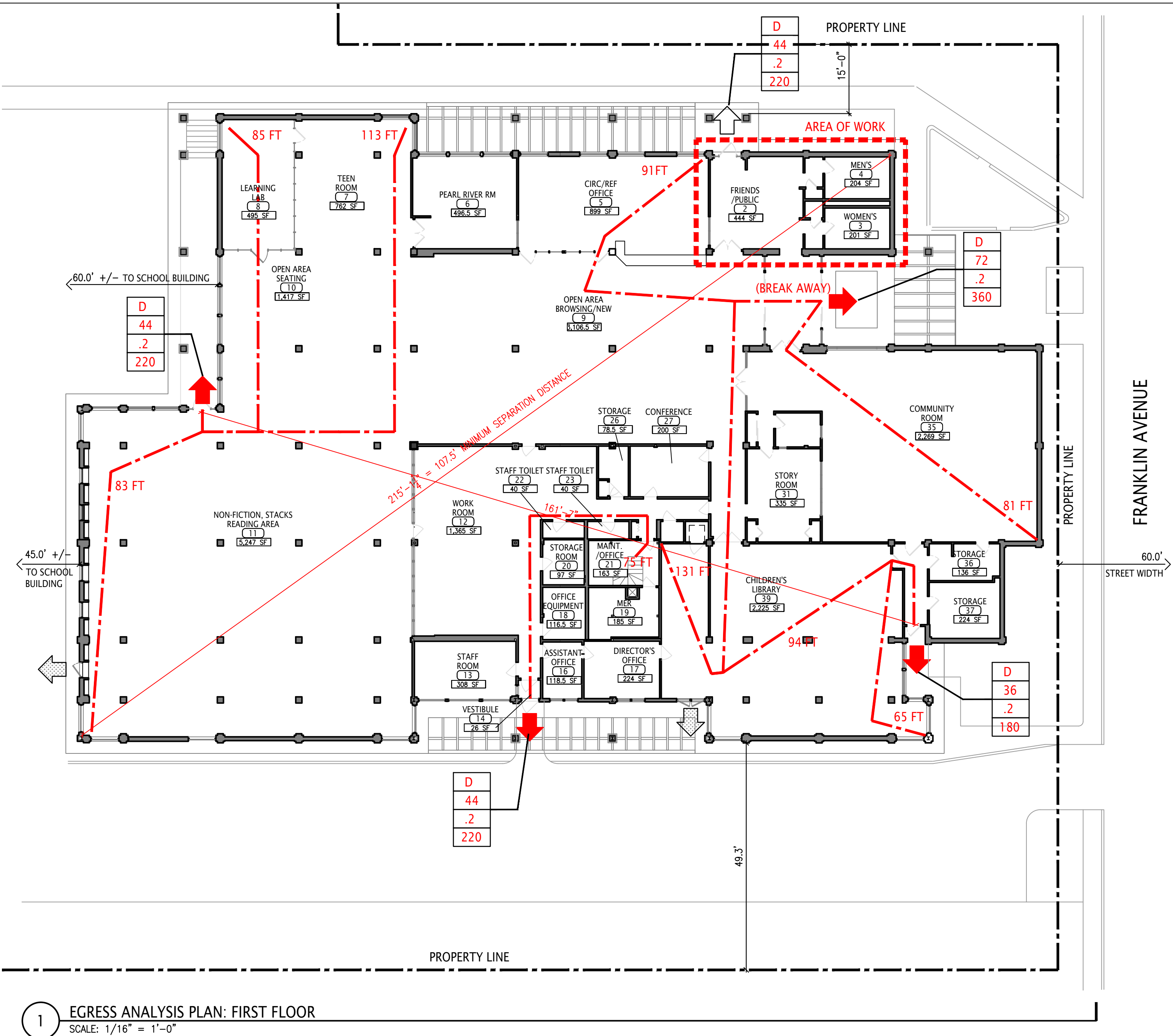
D/W	- EGRESS DOOR (D) OR WINDOW (W)
36	- EGRESS WIDTH
.2	- EGRESS WIDTH PER PERSON
240	- EXIT CAPACITY

--- EGRESS PATH

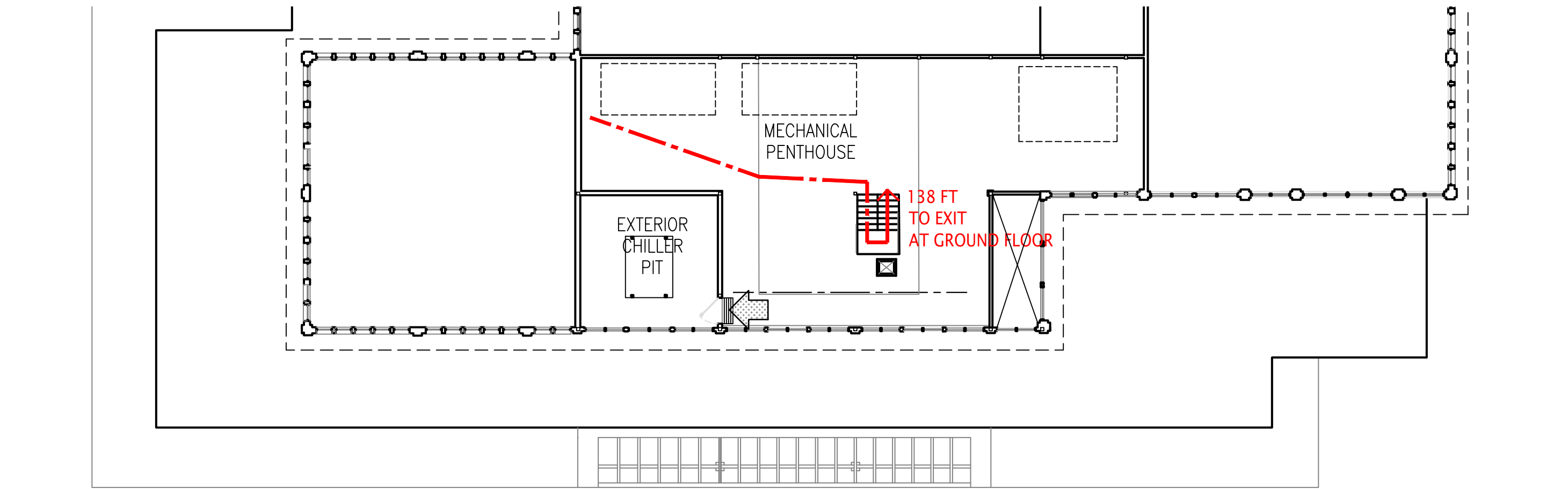
→ EXISTING EXIT CALCULATED

→ EXISTING EXIT NOT IN CALCULATIONS

→ EXISTING EXIT TO BE INFILLED FOR ADDITIONAL



1 EGRESS ANALYSIS PLAN: FIRST FLOOR  
SCALE: 1/16" = 1'-0"



2 EGRESS ANALYSIS PLAN: SECOND FLOOR  
SCALE: 1/16" = 1'-0"

**Lothrop**  
Associates Architects D.P.C.

333 Westchester Avenue  
White Plains, New York 10604  
914-741-1115

MEP ENGINEER:  
OLA CONSULTING ENGINEERS  
50 Broadway Ste 2, Hawthorne, NY 10532  
(914) 747 2800

ISSUE NO.	ISSUE DATE	DESCRIPTION
3	06-02-2025	ADDENDUM 1
2	05-25-2023	NYSED REVISIONS
1	05-10-2023	ISSUED FOR NYSED SUBMISSION

PEARL RIVER  
PUBLIC LIBRARY  
80 FRANKLIN AVE,  
PEARL RIVER, NY 10965

RESTROOMS RENOVATION

NY SED PROJECT CONTROL NO.  
50 - 03 - 08 - 03 - 6 - 005 - 005

EGRESS & CODE  
ANALYSIS

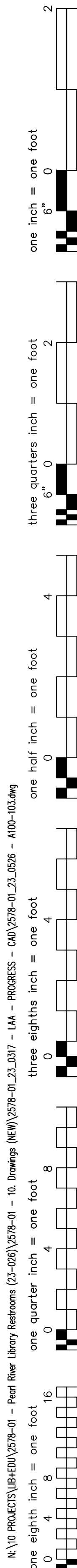
PROJECT NO.: 2578-01 SCALE:

DRAWING NO.:

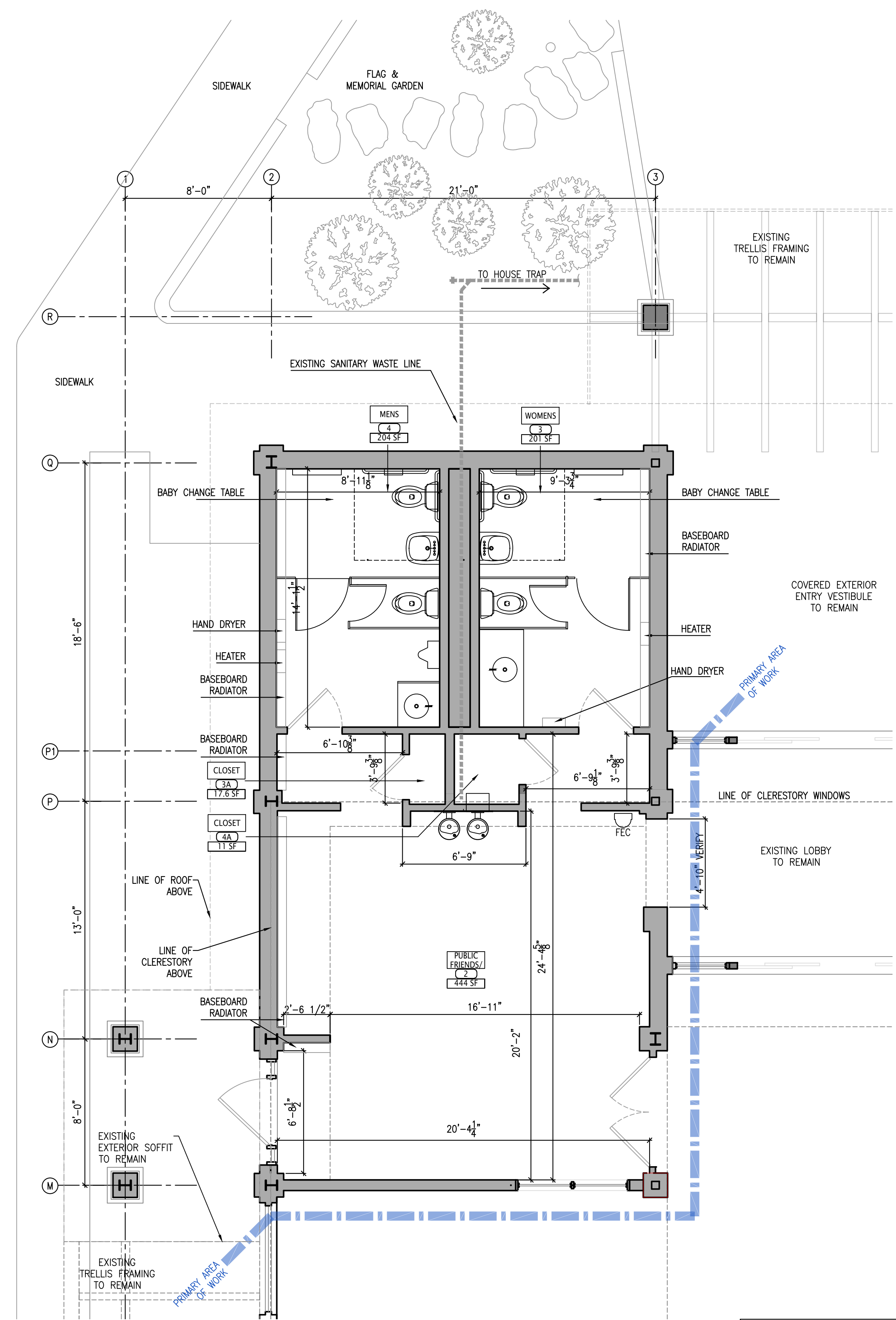
A002



N:\10 PROJECTS\UP-EDU\2578-01 - Pearl River Library Restrooms (25-03)\2578-01 - 10 Drawings (NEW)\2578-01\_23\_0317 - LA - PROGRESS - CAD\2578-01\_23\_0326 - A100-03.dwg

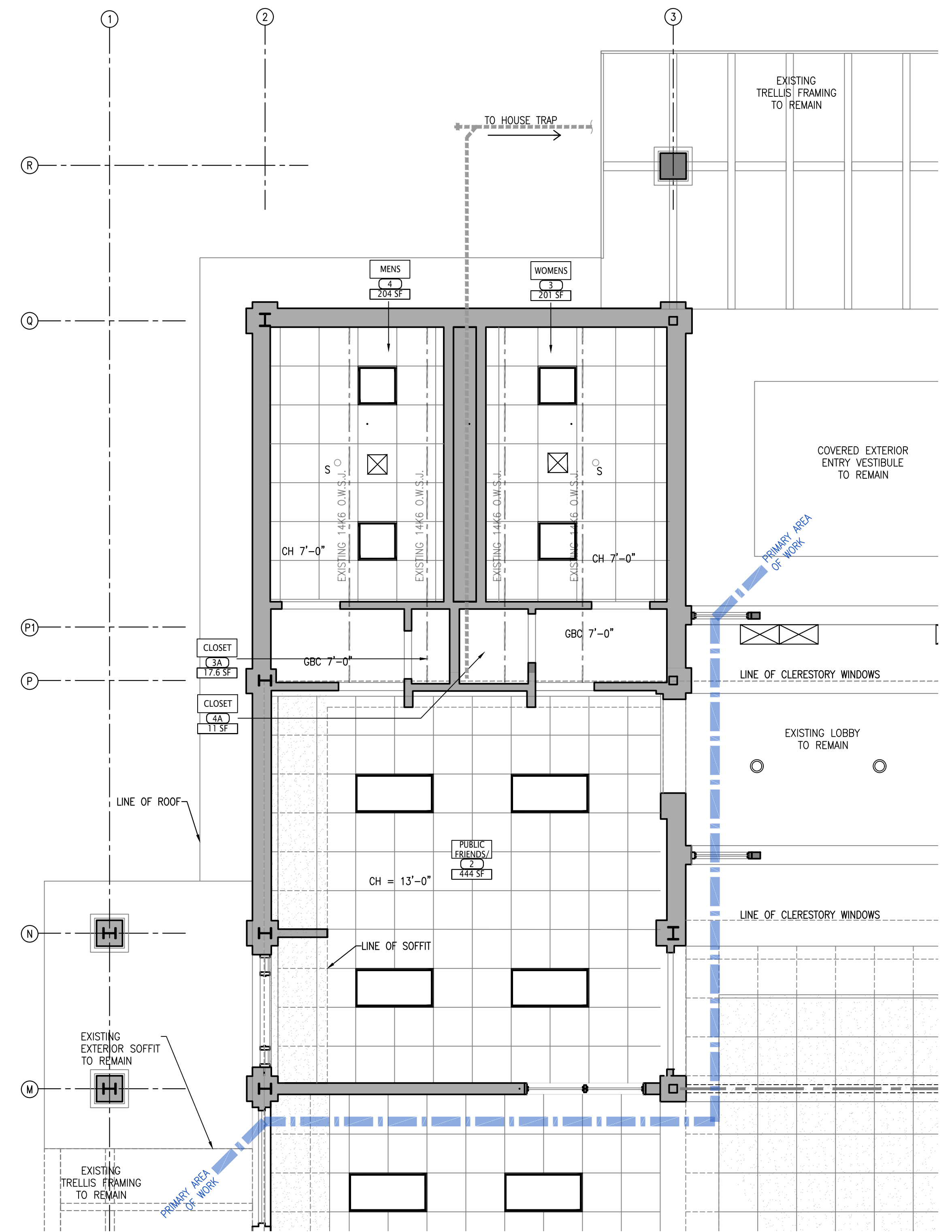


1 FLOOR PLAN  
1/4" = 1'-0"



SEE A101 (DEMO PLAN) FOR TEMPORARY WATER CLOSET FACILITY LOCATION.

2 REFLECTED CEILING PLAN  
1/4" = 1'-0"



ISSUE NO.	ISSUE DATE	DESCRIPTION
1	05-10-2023	ISSUED FOR NYSED SUBMISSION
2	05-25-2023	NYSED REVISIONS
3	06-02-2025	ADDENDUM 1



**PEARL RIVER  
PUBLIC LIBRARY**  
80 FRANKLIN AVE,  
PEARL RIVER, NY 10965

**RESTROOMS RENOVATION**

NY SED PROJECT CONTROL NO.  
50 - 03 - 08 - 03 - 6 - 005 - 005

**FLOOR PLANS:  
EXISTING  
CONDITIONS**

PROJECT NO.: 2578-01 SCALE:

DRAWING NO.:

**A100**











**333 Westchester Avenue  
White Plains, New York 10604  
914-741-1115**

MEP ENGINEER:  
**OLA CONSULTING ENGINEERS**  
50 Broadway Ste 2, Hawthorne, NY 10532  
(914) 747 2800

3	06-02-2025	ADDENDUM 1
2	05-25-2023	NYSED REVISIONS
1	05-10-2023	ISSUED FOR NYSED SUBMISSION
ISSUE NO.	ISSUE DATE	DESCRIPTION



PEARL RIVER  
PUBLIC LIBRARY  
80 FRANKLIN AVE,  
PEARL RIVER, NY 10965

## RESTROOMS RENOVATION

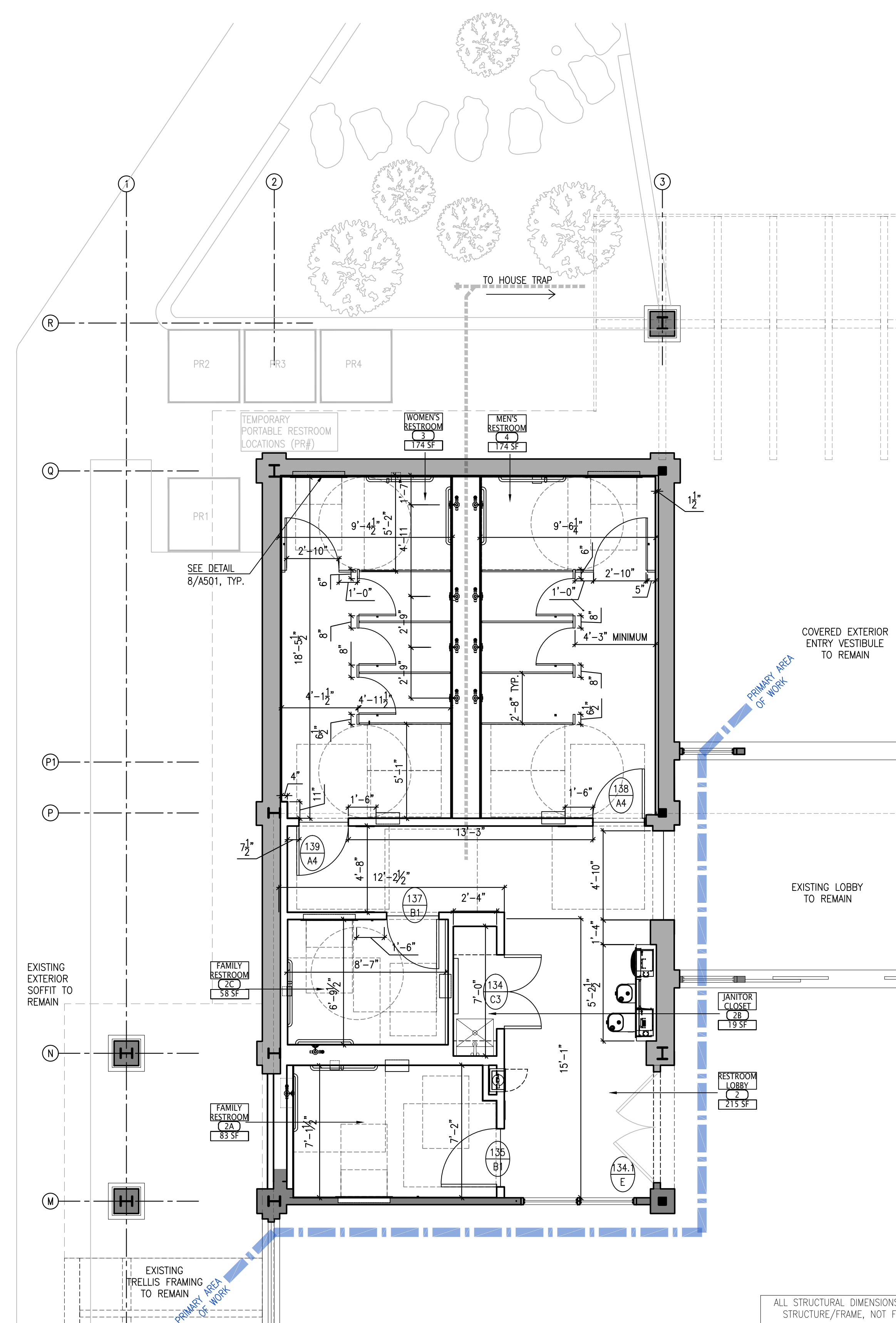
NY SED PROJECT CONTROL NO.  
50 - 03 - 08 - 03 - 6 - 005 - 005

FLOOR PLANS.  
DIMENSION &  
FINISH PLAN

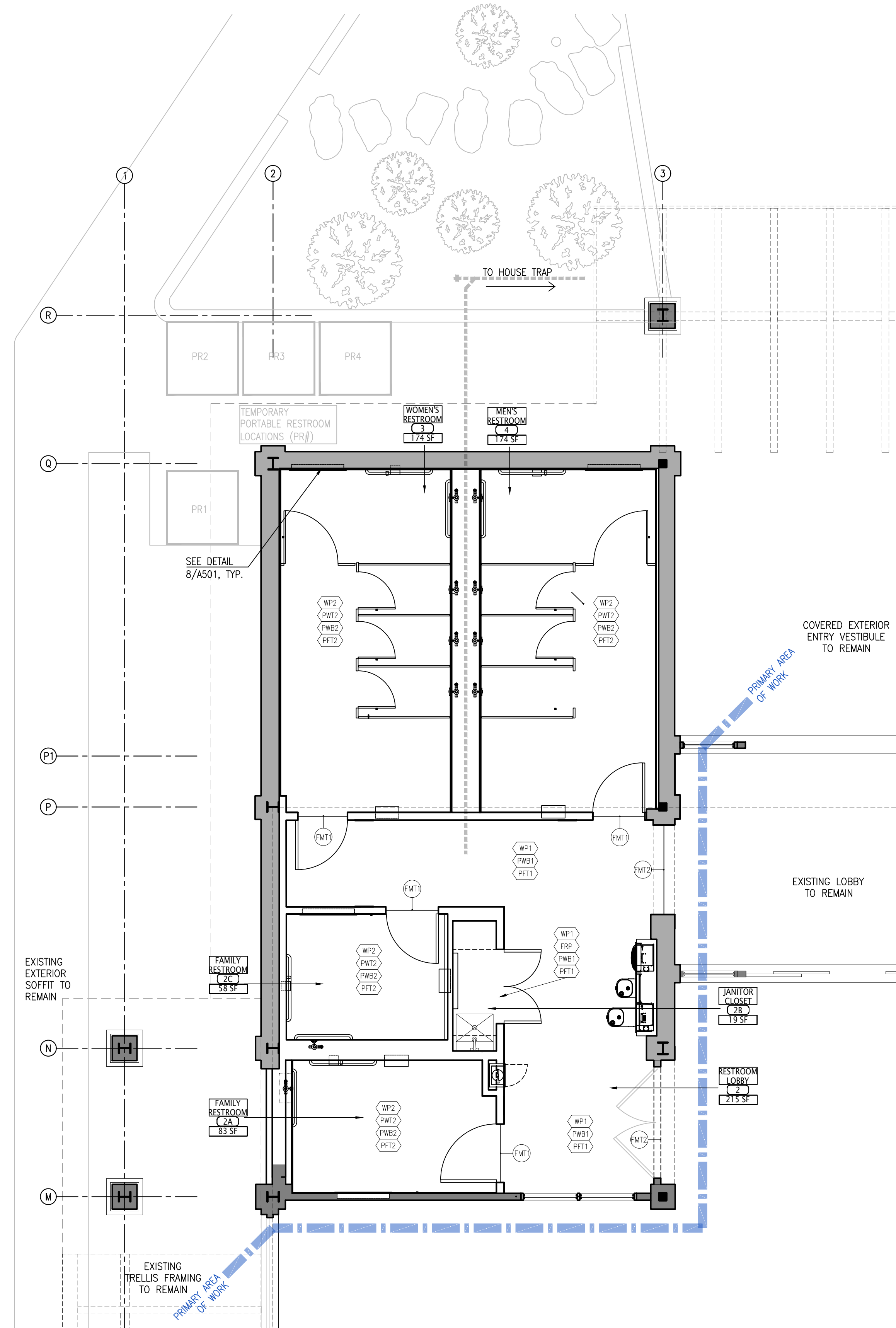
PROJECT NO.:	2578-01	SCALE:
--------------	---------	--------

DRAWING NO.:

A103



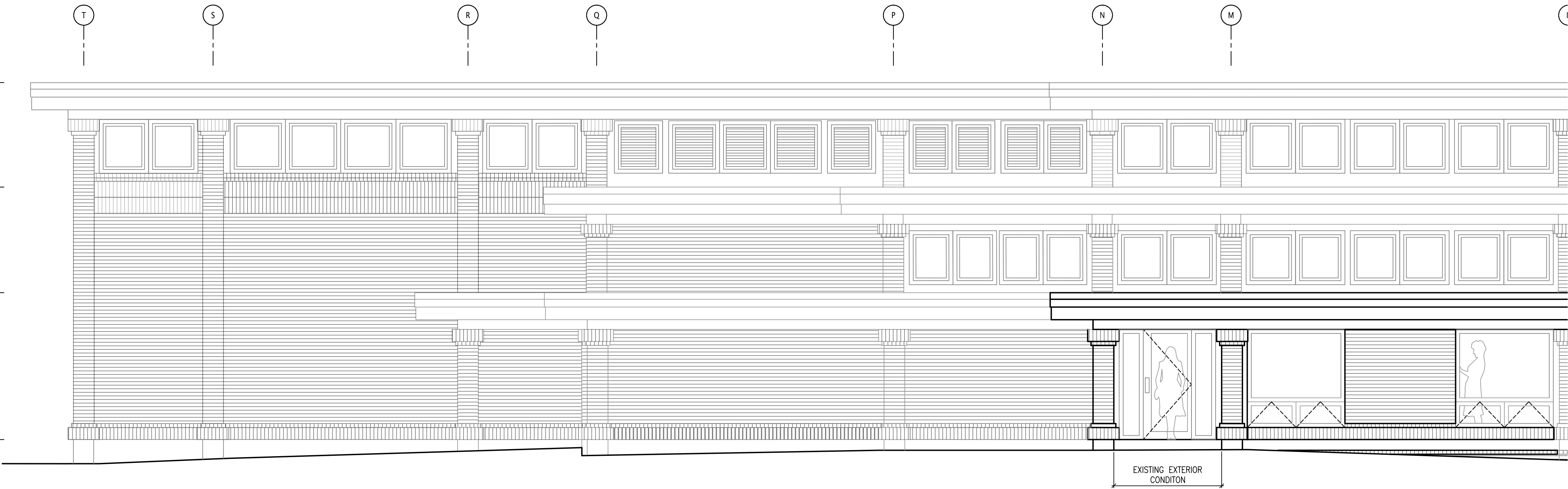
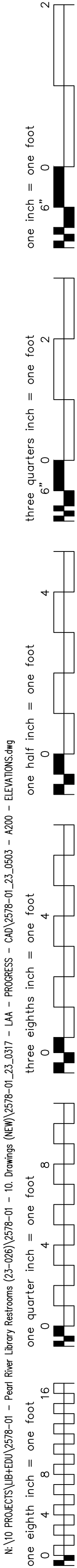
1 CONSTRUCTION DIMENSION PLAN  
1/4" = 1' = 0"



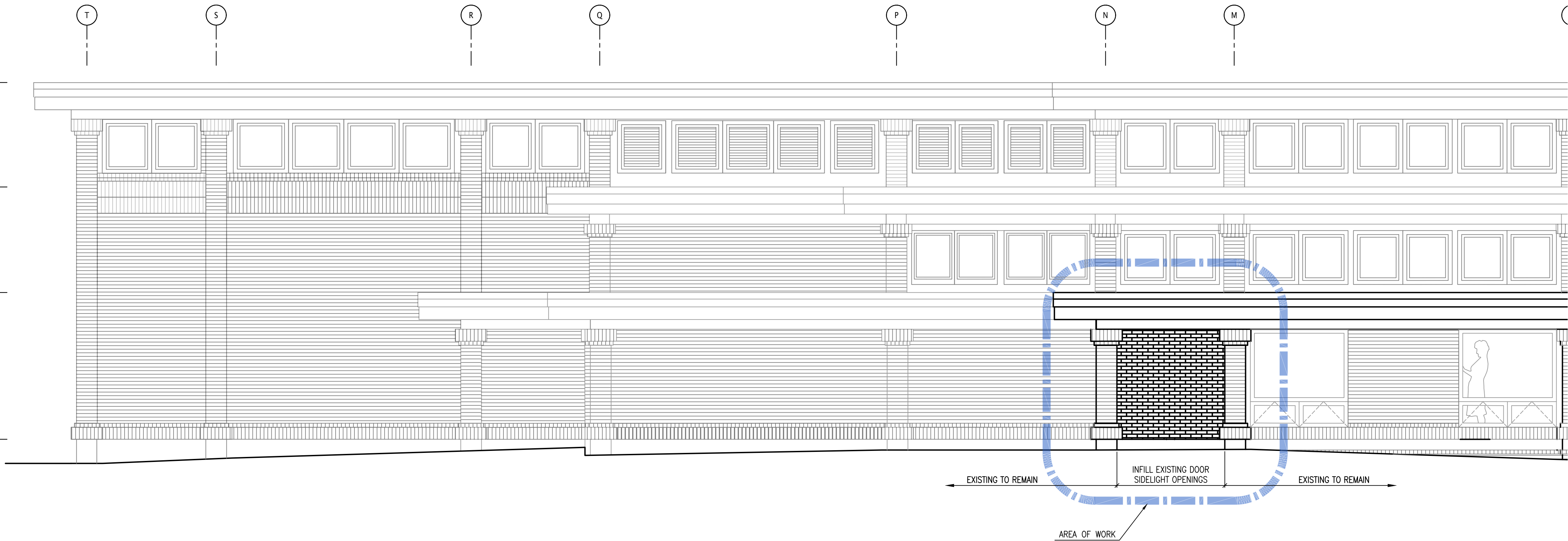
2 FINISH PLAN  
1/4" = 1'-0"



N:\0 PROJECTS\BIBLIO\2578-01 - Pearl River Library Restrooms (21-026)\2578-01 - 10 Drawings (NEW)\2578-01\_23\_0317 - LAA - PROGRESS - CAO\2578-01\_23\_0303 - A200 - ELEVATIONS.dwg



1 BUILDING ELEVATION EXISTING  
1/4" = 1'-0"



2 BUILDING ELEVATION PROPOSED  
1/4" = 1'-0"

3	06-02-2025	ADDENDUM 1
2	05-25-2023	NYSED REVISIONS
1	05-10-2023	ISSUED FOR NYSED SUBMISSION
ISSUE NO.	ISSUE DATE	DESCRIPTION

PEARL RIVER  
PUBLIC LIBRARY  
80 FRANKLIN AVE,  
PEARL RIVER, NY 10965

RESTROOMS RENOVATION

NY SED PROJECT CONTROL NO.  
50 - 03 - 08 - 03 - 6 - 005 - 005

EXTERIOR ELEVATIONS

PROJECT NO.: 2578-01 SCALE:

DRAWING NO.:

A200



**333 Westchester Avenue  
White Plains, New York 10604  
914-741-1115**

MEP ENGINEER:  
**OLA CONSULTING ENGINEERS**  
50 Broadway Ste 2, Hawthorne, NY 10532  
(914) 747 2800

3	06-02-2025	ADDENDUM 1
2	05-25-2023	NYSED REVISIONS
1	05-10-2023	ISSUED FOR NYSED SUBMISSION
ISSUE NO.	ISSUE DATE	DESCRIPTION

PEARL RIVER  
PUBLIC LIBRARY  
80 FRANKLIN AVE,  
PEARL RIVER, NY 10965

## RESTROOMS RENOVATION

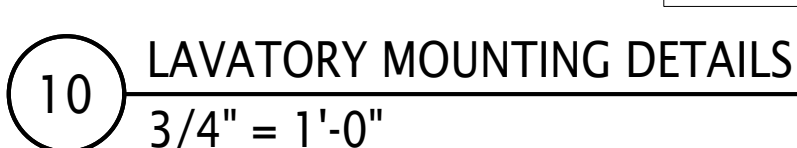
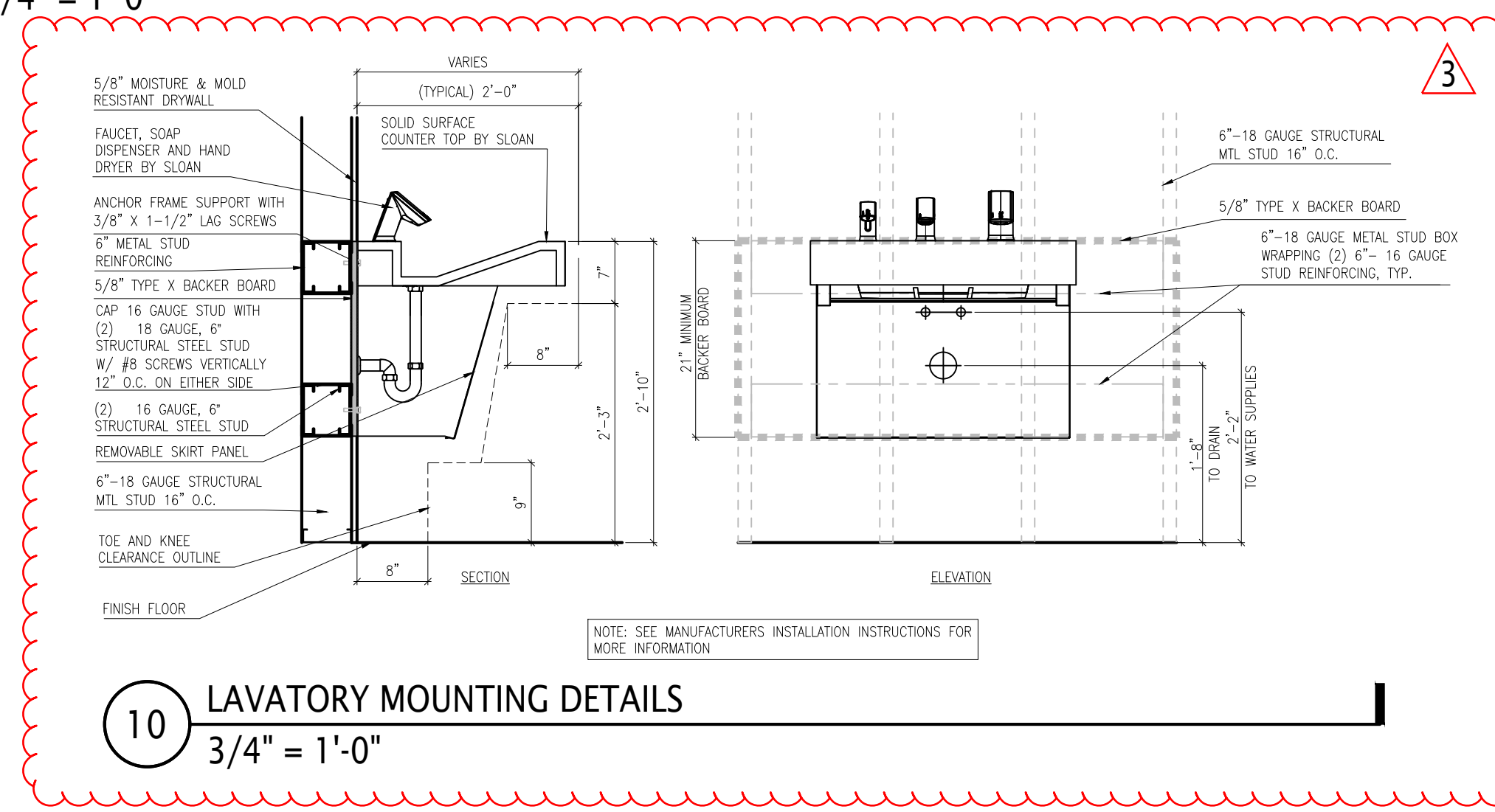
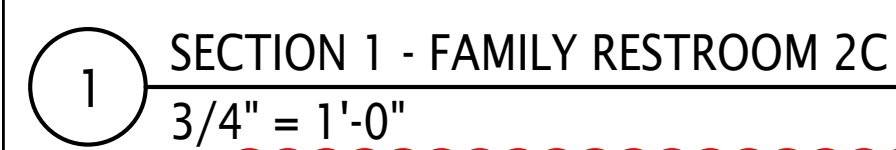
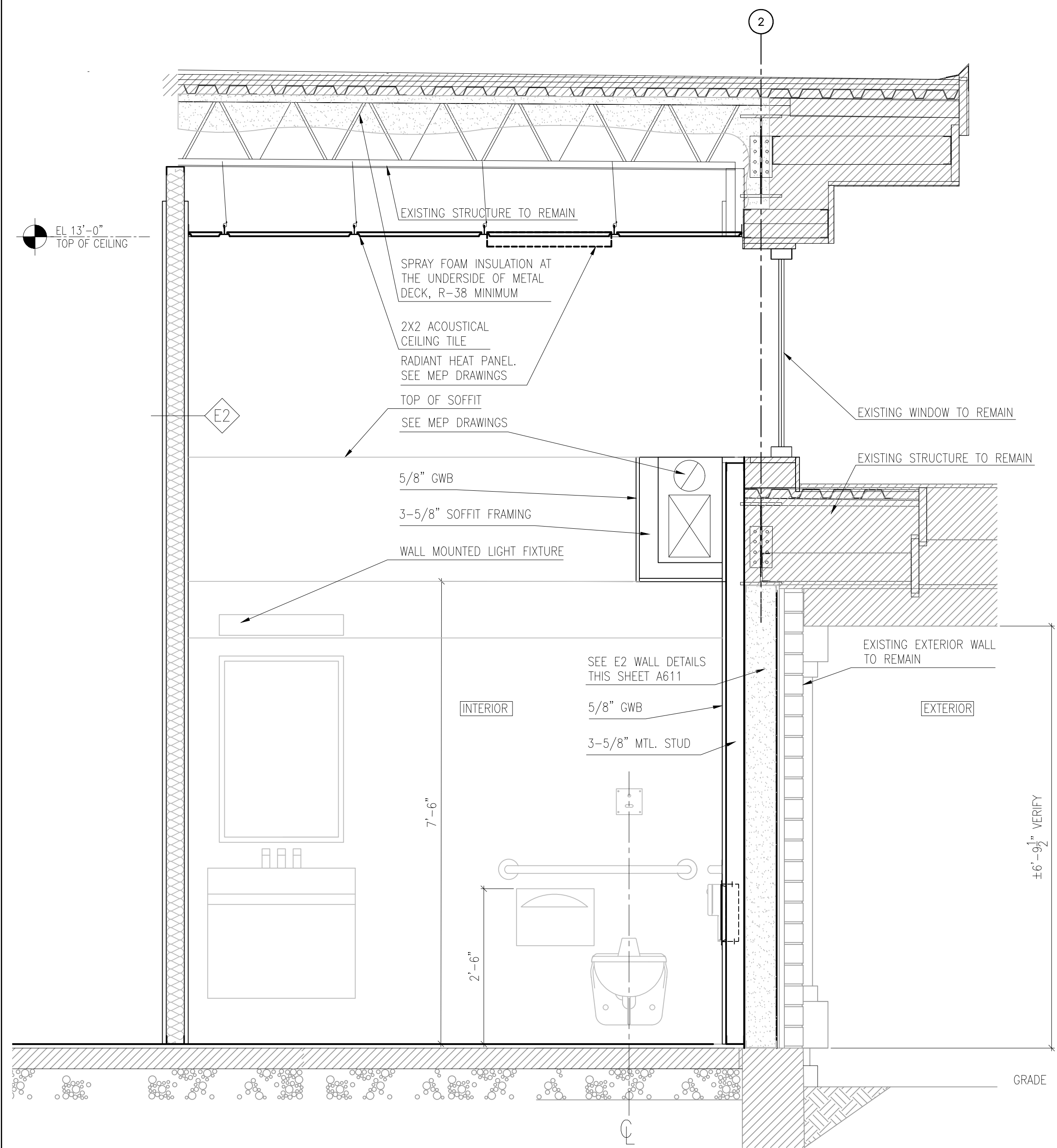
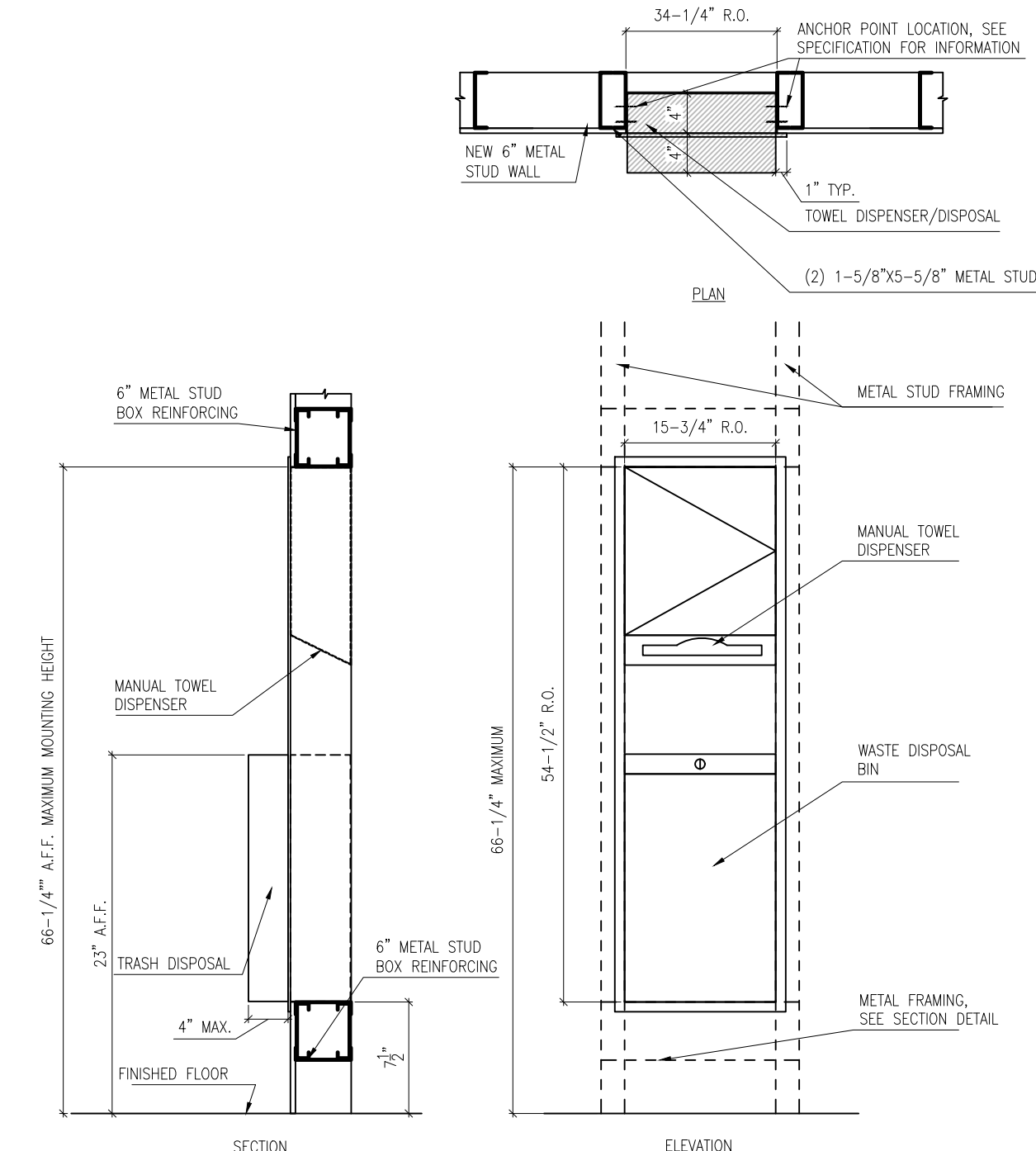
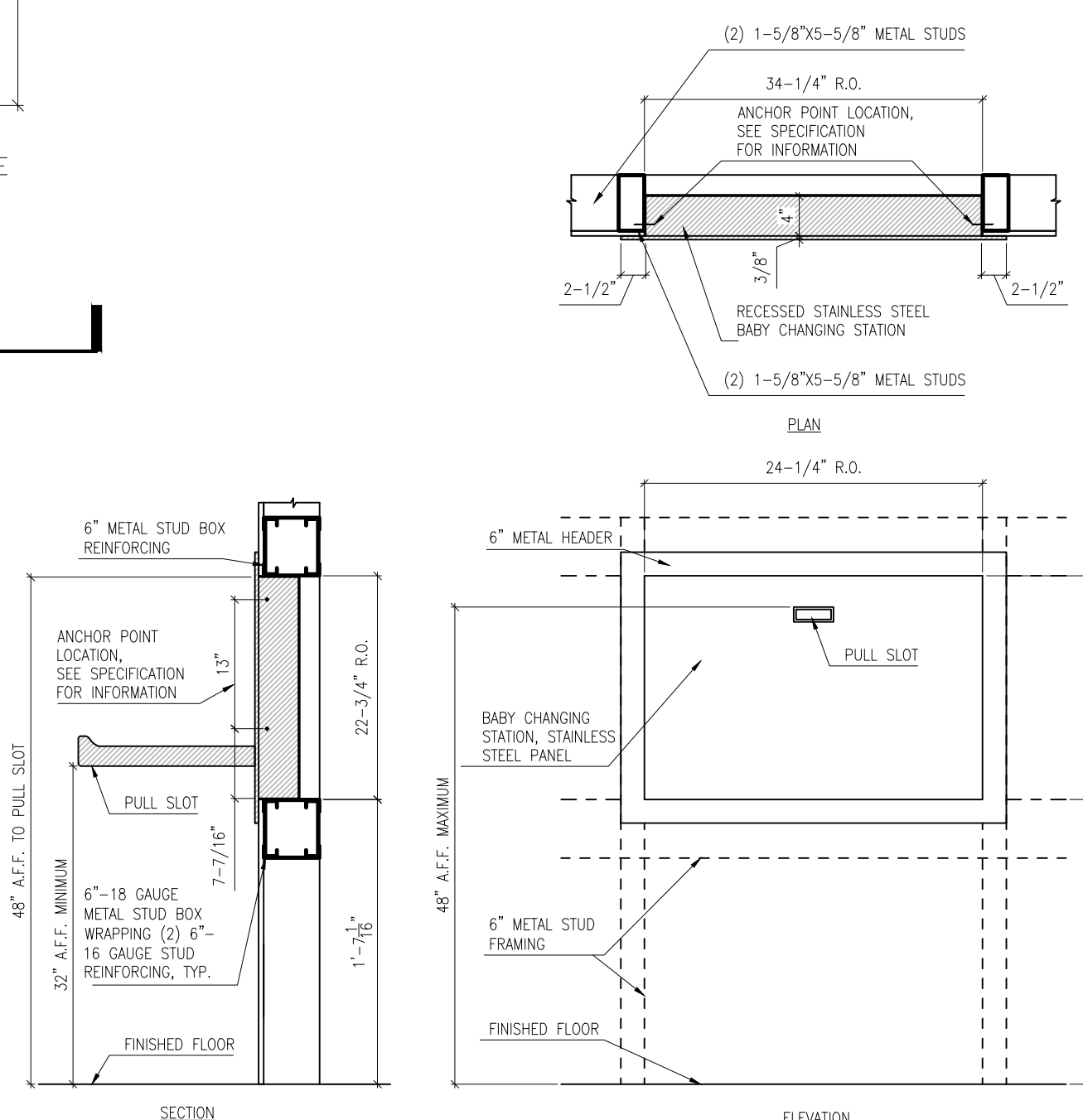
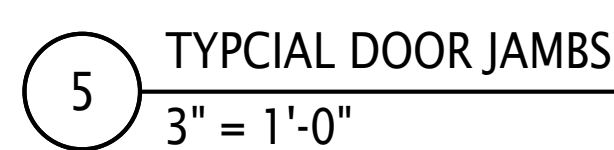
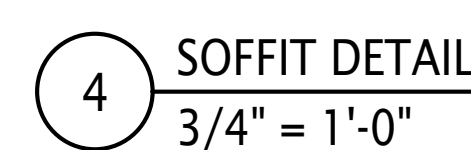
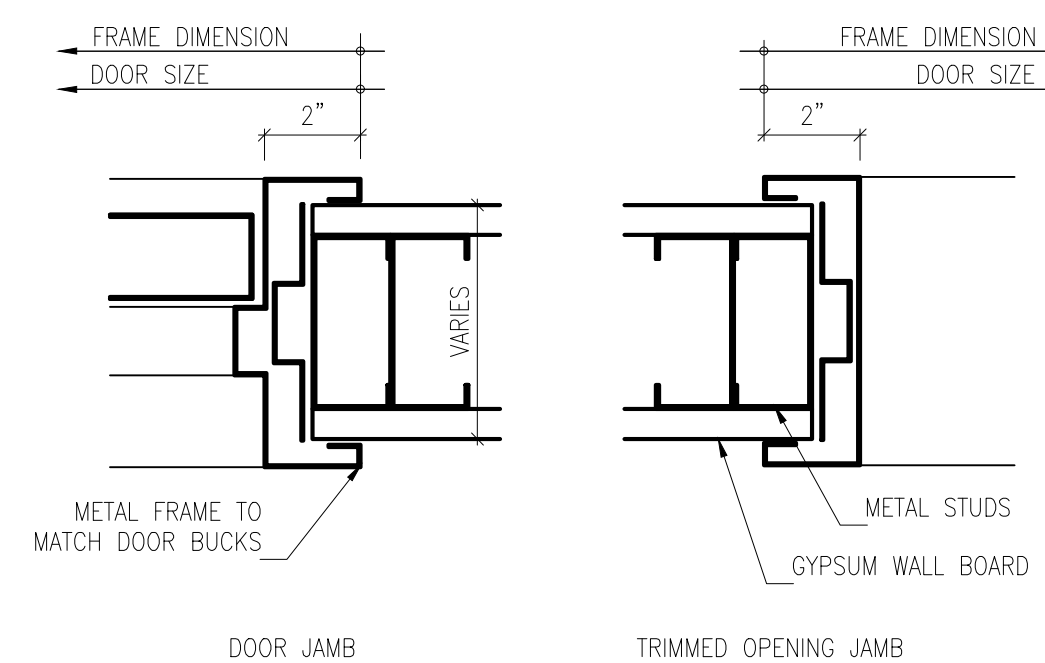
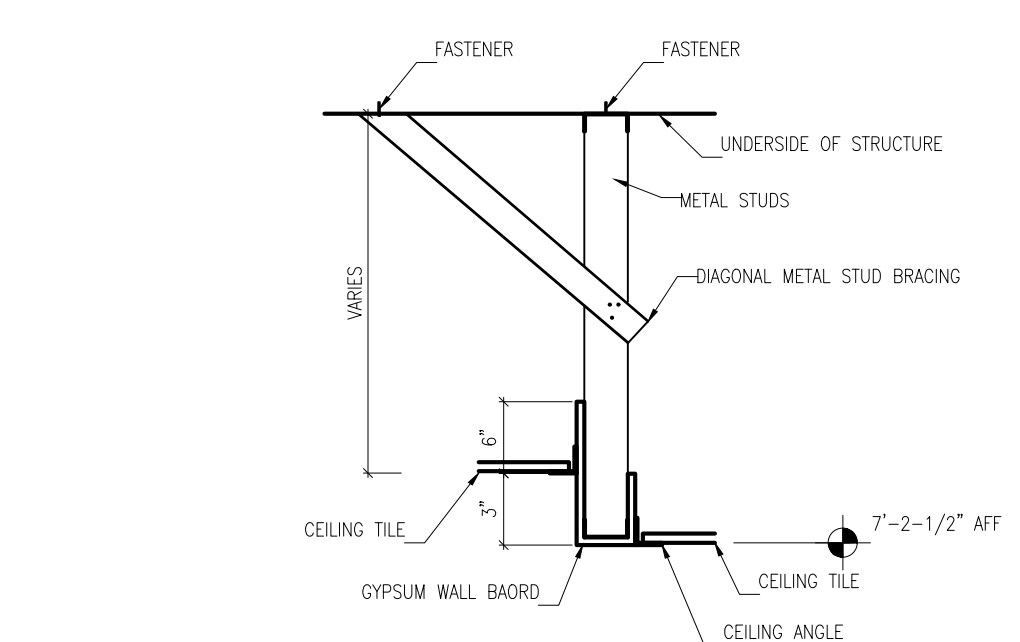
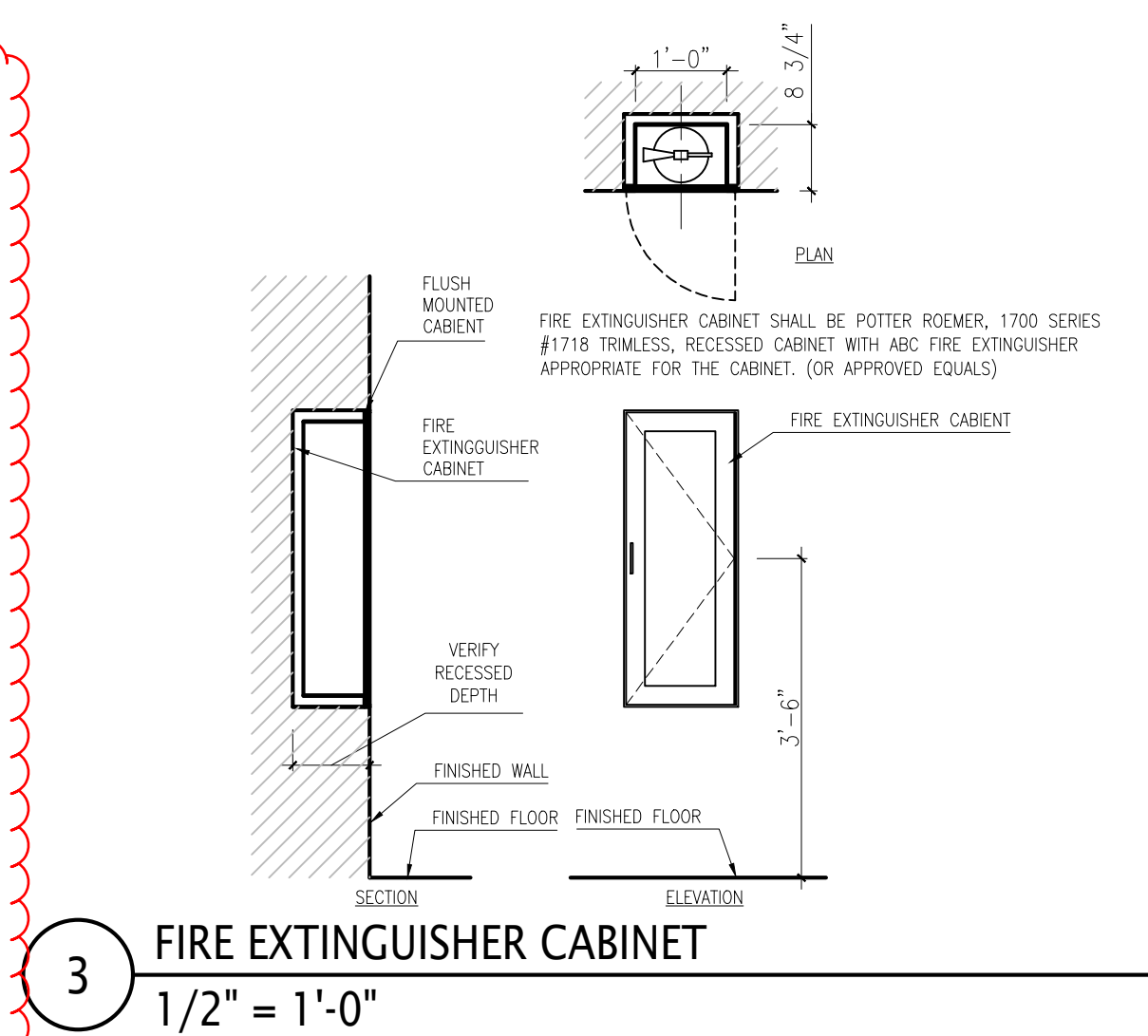
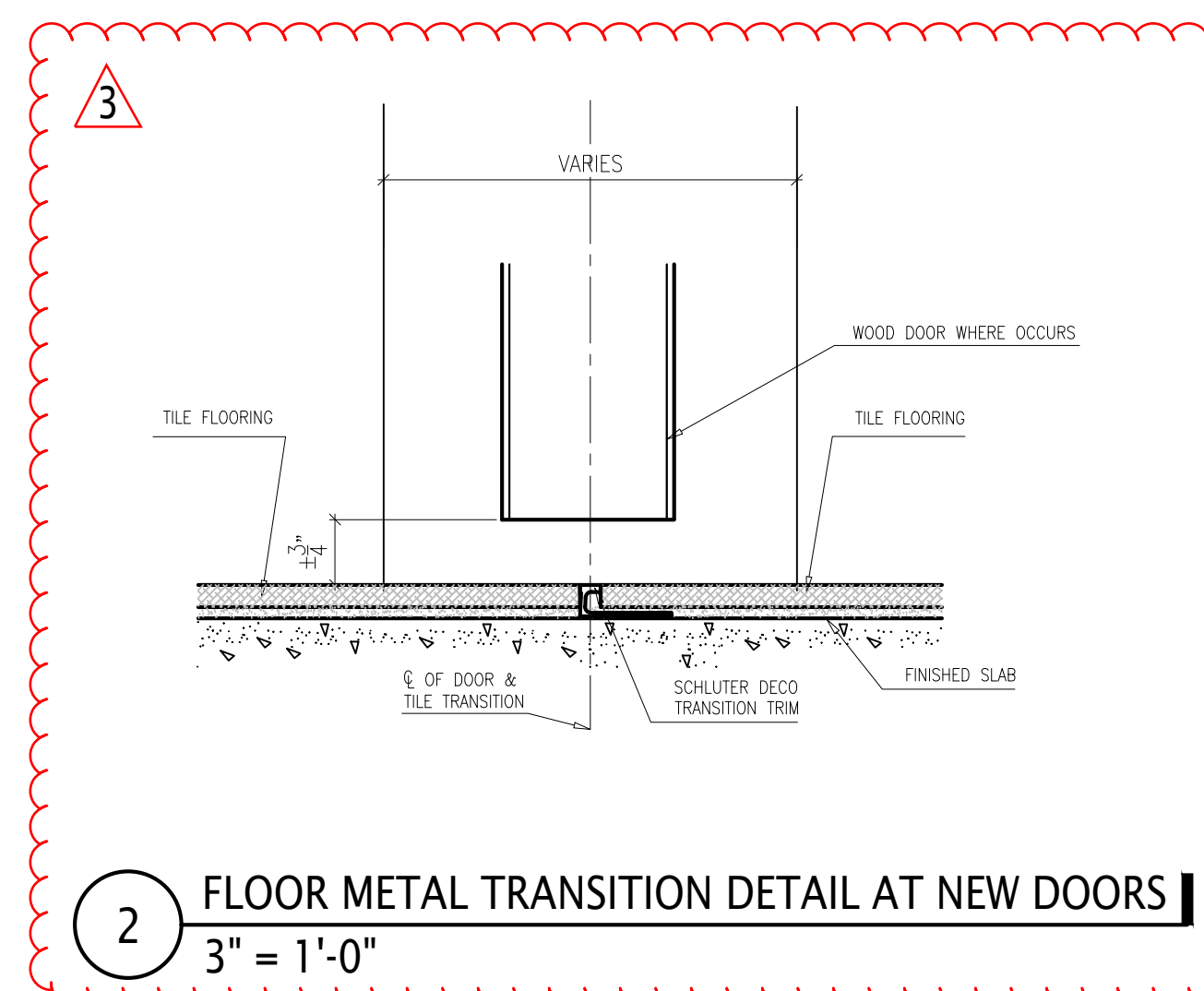
NY SED PROJECT CONTROL NO.  
50 - 03 - 08 - 03 - 6 - 005 - 005

## WALL SECTION & DETAILS

PROJECT NO.:	2578-01	SCALE:
--------------	---------	--------

DRAWING NO.:

A501

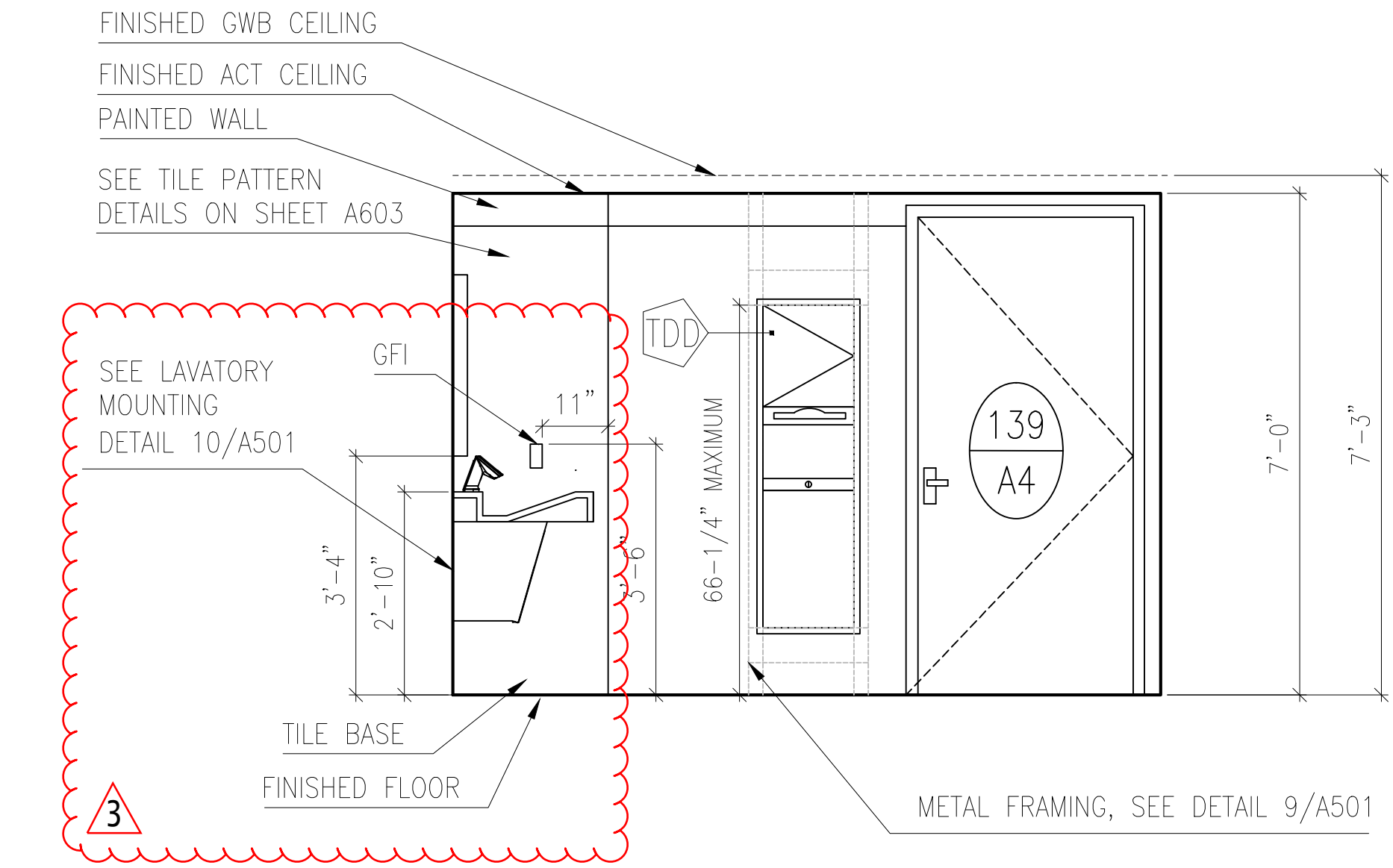




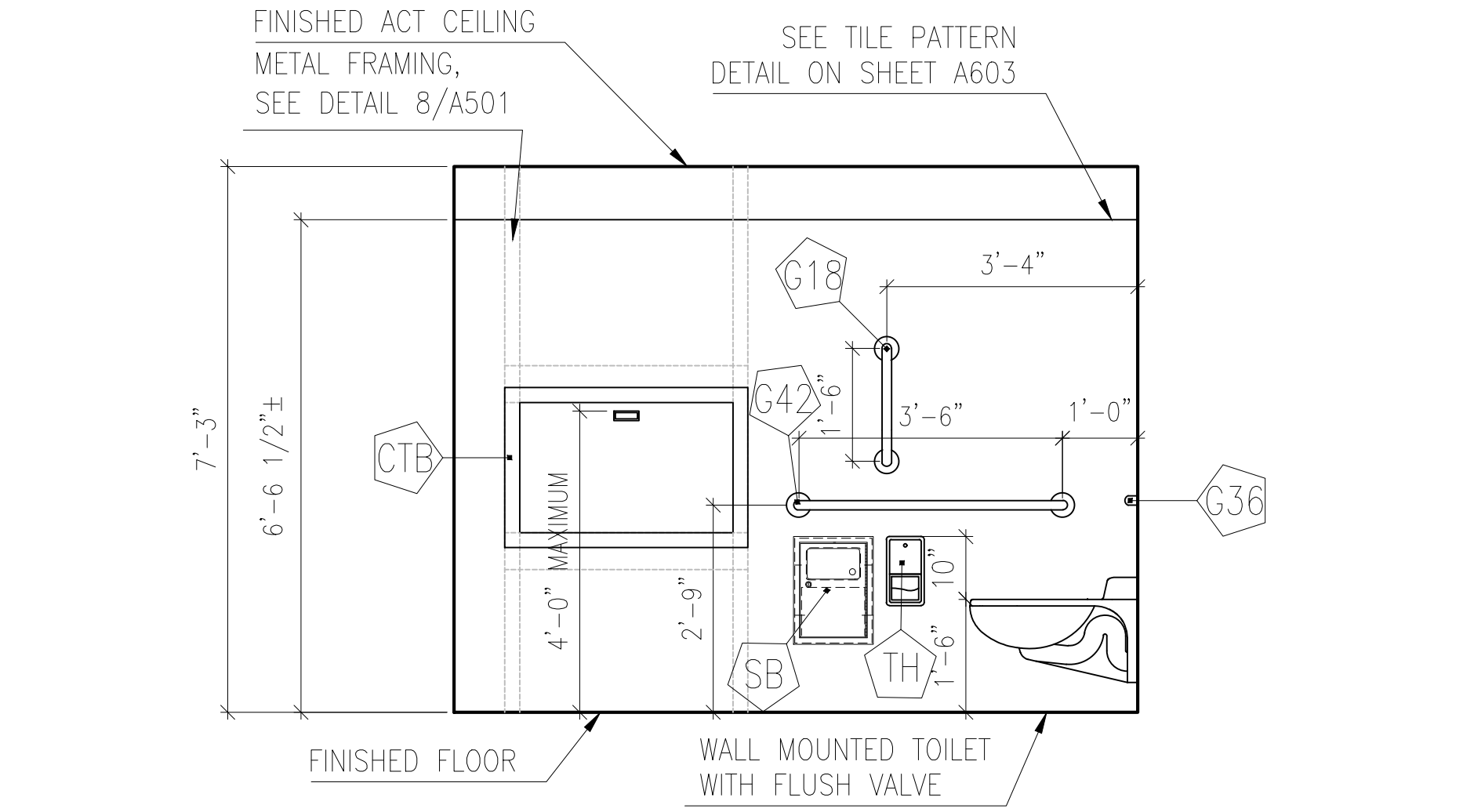




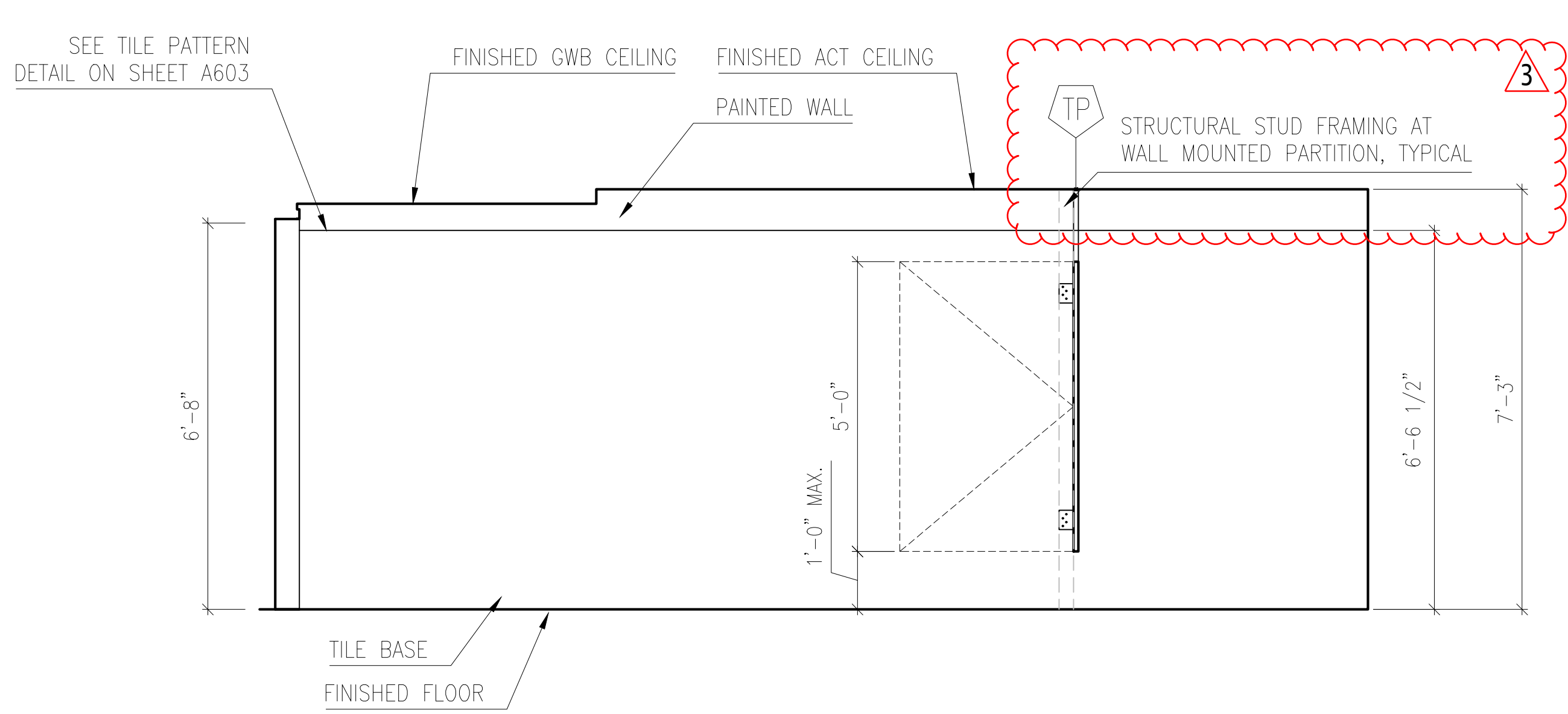
6:\shared drives\10-LIBRARY\2578-01 - RPT - Restrooms (25-006) [2578-01 - 10 Drawings (ACTIVE CAD)]\2578-01\_23\_0000 - LAA - Active CAD\2578-01\_23\_0830 - A601-603 - ELEVATIONS INTERIOR.dwg  
one eighth inch = one foot  
one quarter inch = one foot  
three eighths inch = one foot  
one half inch = one foot  
three quarters inch = one foot  
one inch = one foot



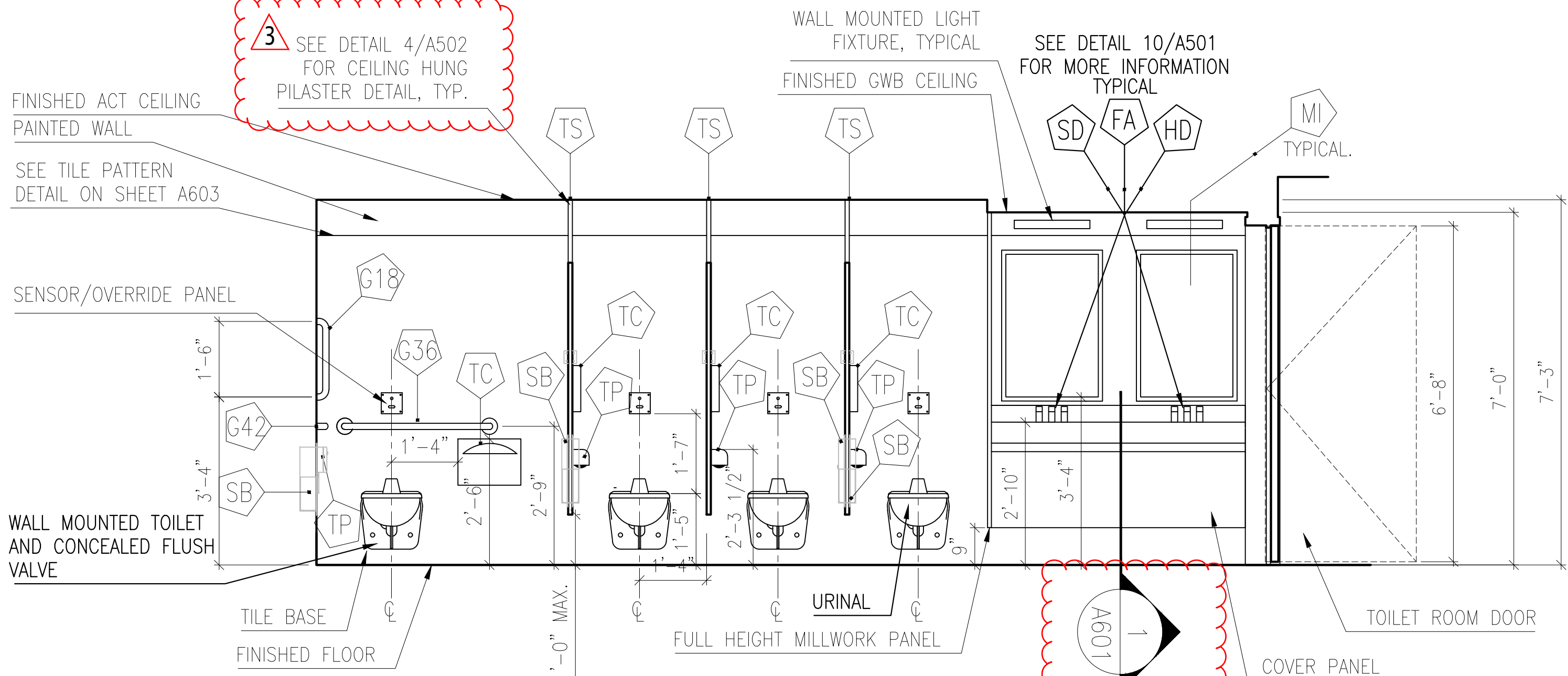
1 WOMEN'S ROOM 4 - SOUTH (MEN'S ROOM - OPPOSITE HAND)  
1/2" = 1'-0"



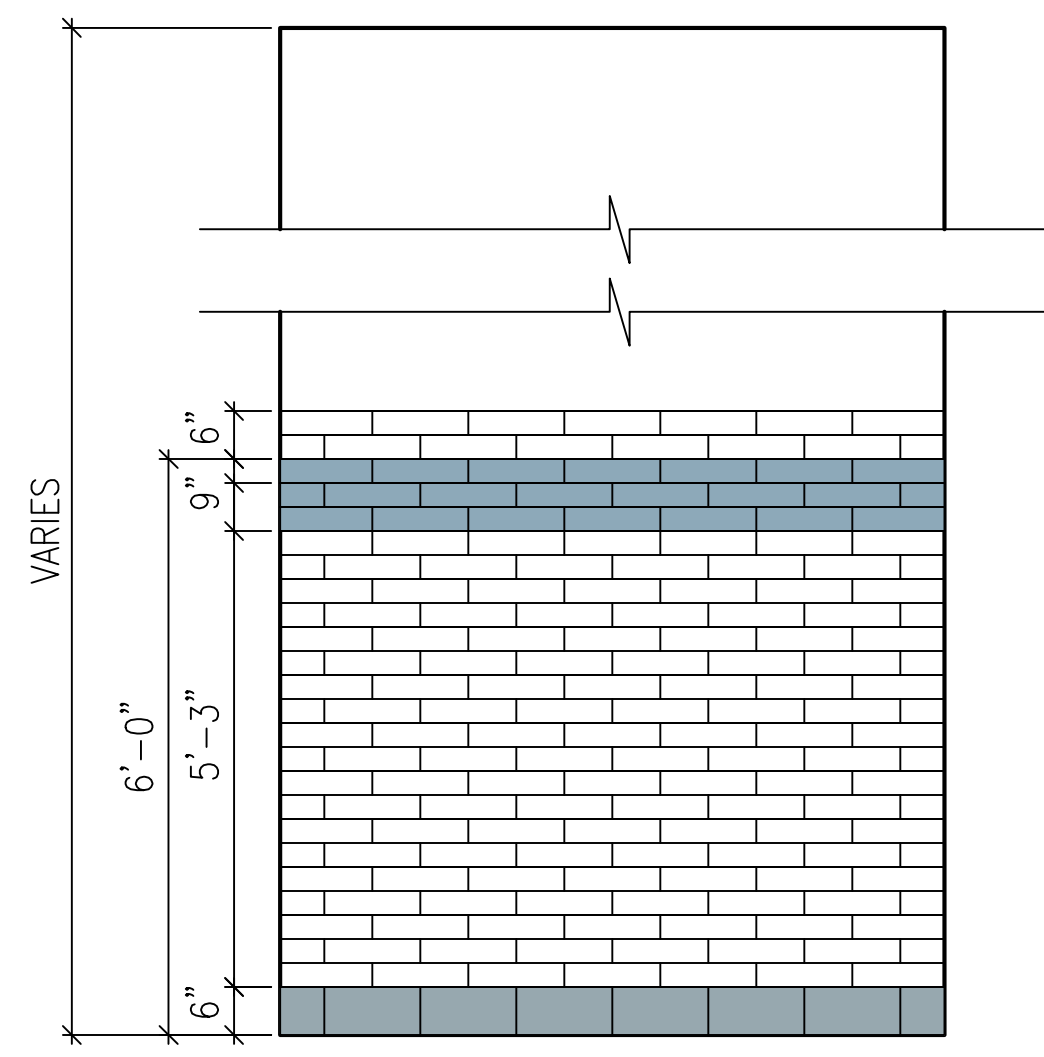
3 WOMEN'S ROOM 4 - NORTH (MENS ROOM - OPPOSITE HAND)  
1/2" = 1'-0"



4 WOMEN'S ROOM 4 - WEST (MENS ROOM - OPPOSITE HAND)  
1/2" = 1'-0"



2 WOMEN'S ROOM 4 - EAST (MEN'S ROOM - OPPOSITE HAND)  
1/2" = 1'-0"



5 TILE PATTERN DIAGRAM  
1/2" = 1'-0"

NOTE:  
ALIGN TILE FLOOR AND WALL JOINTS  
ALL HEIGHTS ARE MEASURED FROM FINISHED FLOOR

ISSUE NO.	ISSUE DATE	DESCRIPTION
3	06-02-2025	ADDENDUM 1
2	05-25-2023	NYSED REVISIONS
1	05-10-2023	ISSUED FOR NYSED SUBMISSION

PEARL RIVER  
PUBLIC LIBRARY  
80 FRANKLIN AVE,  
PEARL RIVER, NY 10965

RESTROOMS RENOVATION

NY SED PROJECT CONTROL NO.  
50 - 03 - 08 - 03 - 6 - 005 - 005

INTERIOR ELEVATIONS:  
PUBLIC RESTROOMS

PROJECT NO.: 2578-01 SCALE:

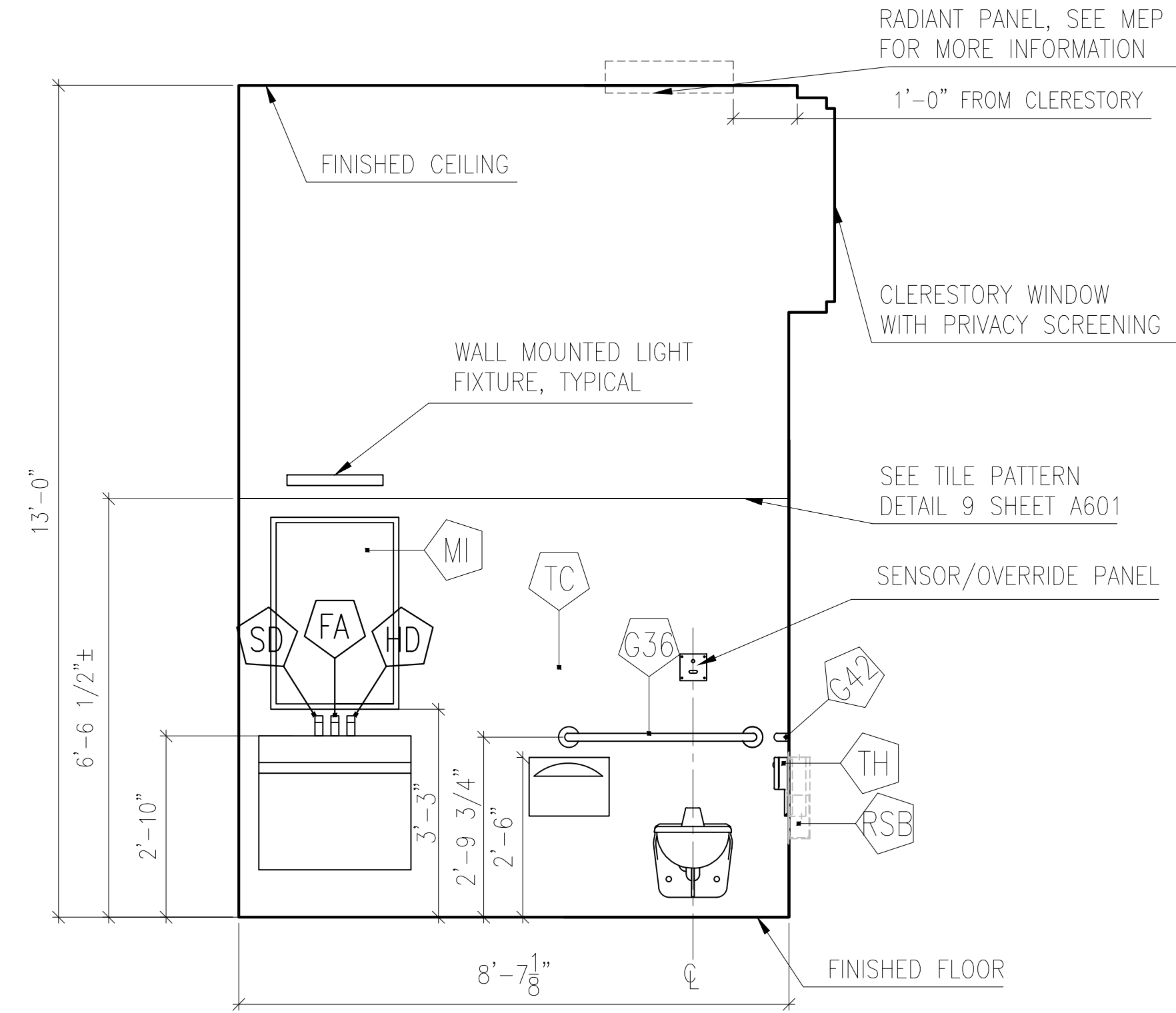
DRAWING NO.:

A601

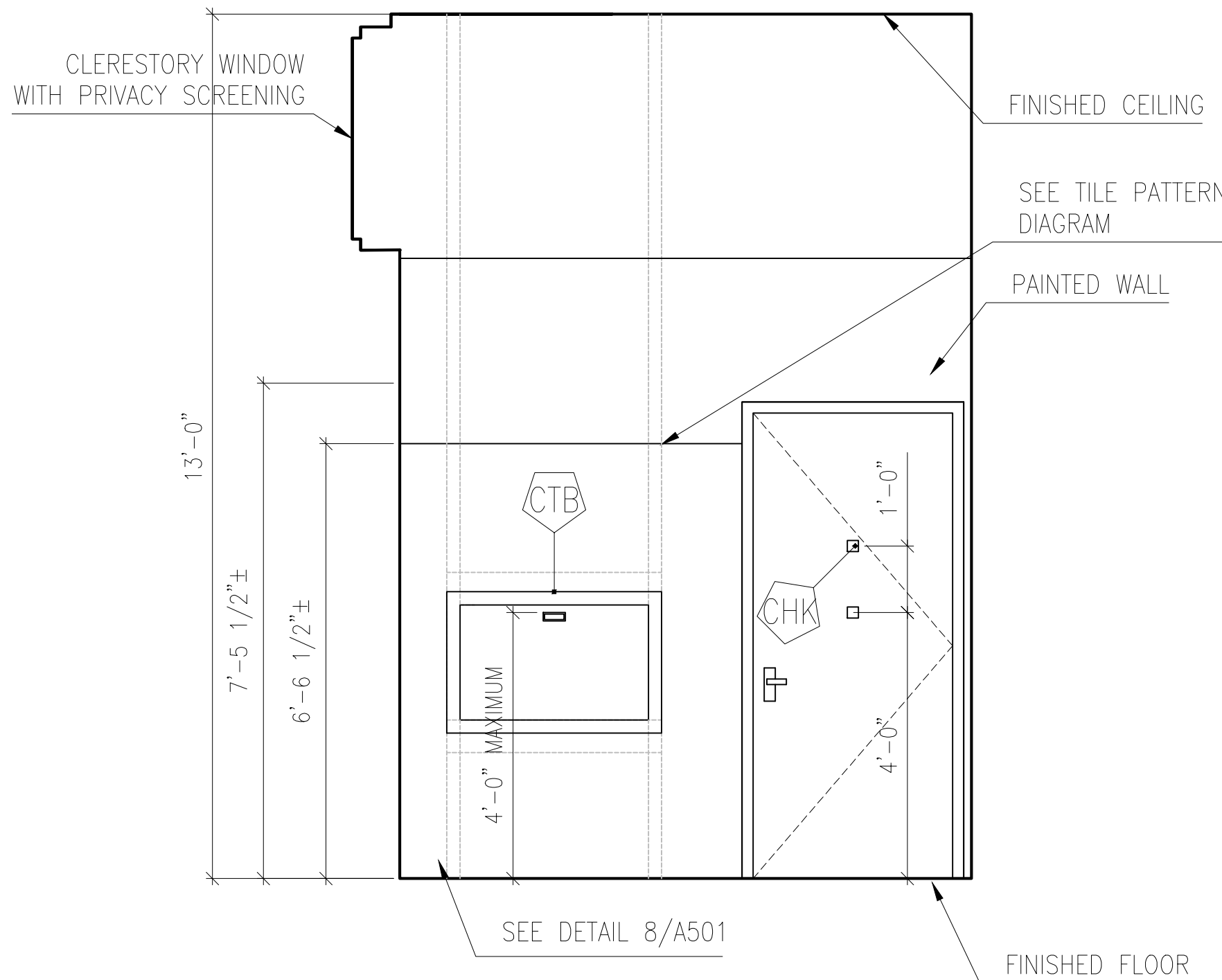


G:\Shared drives\10-LIBRARY\2578-01 - PRL - Restrooms (2578-01 - 10 Drawings (ACTIVE CAD))\2578-01\_23\_0000 - LAA - Active CAD\2578-01\_23\_0830 - A601-603 - ELEVATIONS INTERIOR.dwg

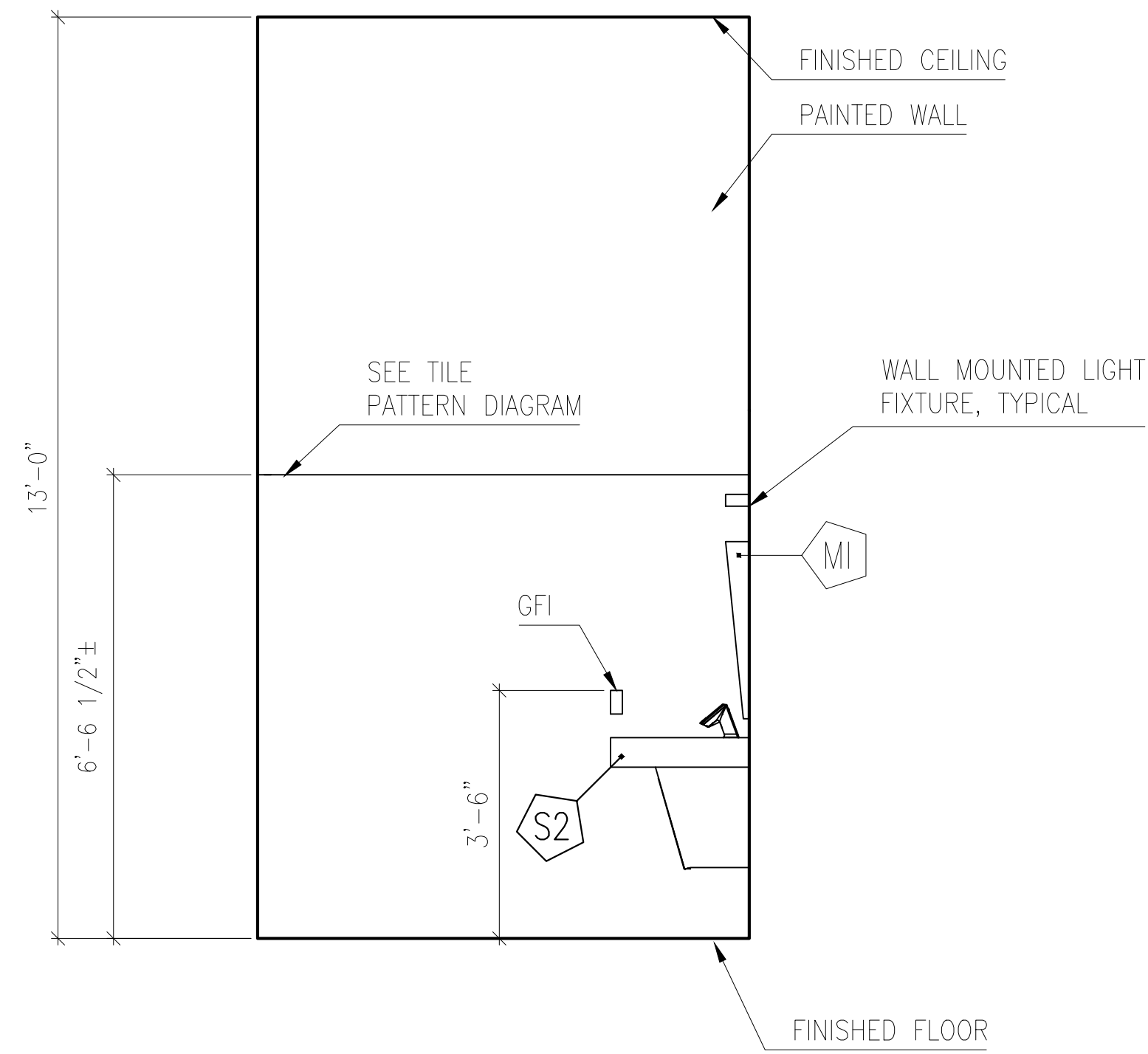
one eighth inch = one foot  
one quarter inch = one foot  
three eighths inch = one foot  
one half inch = one foot  
three quarters inch = one foot  
one inch = one foot



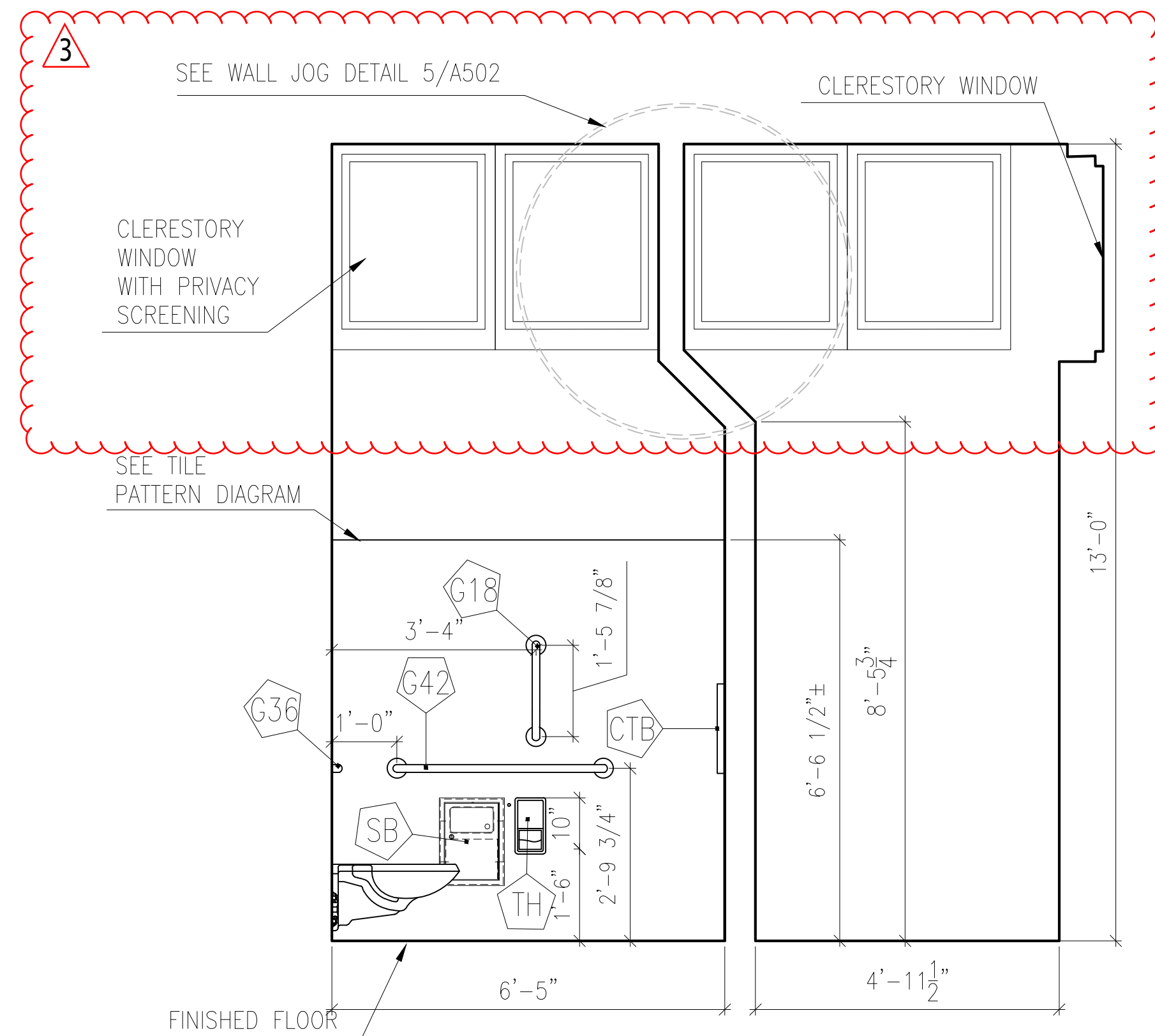
1 FAMILY/UNISEX TOILET ROOM 2C - SOUTH  
1/2" = 1'-0"



3 FAMILY/UNISEX TOILET ROOM 2C - NORTH  
1/2" = 1'-0"



2 FAMILY/UNISEX TOILET ROOM 2C - EAST  
1/2" = 1'-0"



4 FAMILY TOILET ROOM 2C - WEST  
1/2" = 1'-0"

ISSUE NO.	ISSUE DATE	DESCRIPTION
3	06-02-2025	ADDENDUM 1
2	05-25-2023	NYSED REVISIONS
1	05-10-2023	ISSUED FOR NYSED SUBMISSION

PEARL RIVER  
PUBLIC LIBRARY  
80 FRANKLIN AVE,  
PEARL RIVER, NY 10965

RESTROOMS RENOVATION

NY SED PROJECT CONTROL NO.  
50 - 03 - 08 - 03 - 6 - 005 - 005

INTERIOR ELEVATIONS:  
PUBLIC RESTROOMS

PROJECT NO.: 2578-01 SCALE:

DRAWING NO.:

A602







A603