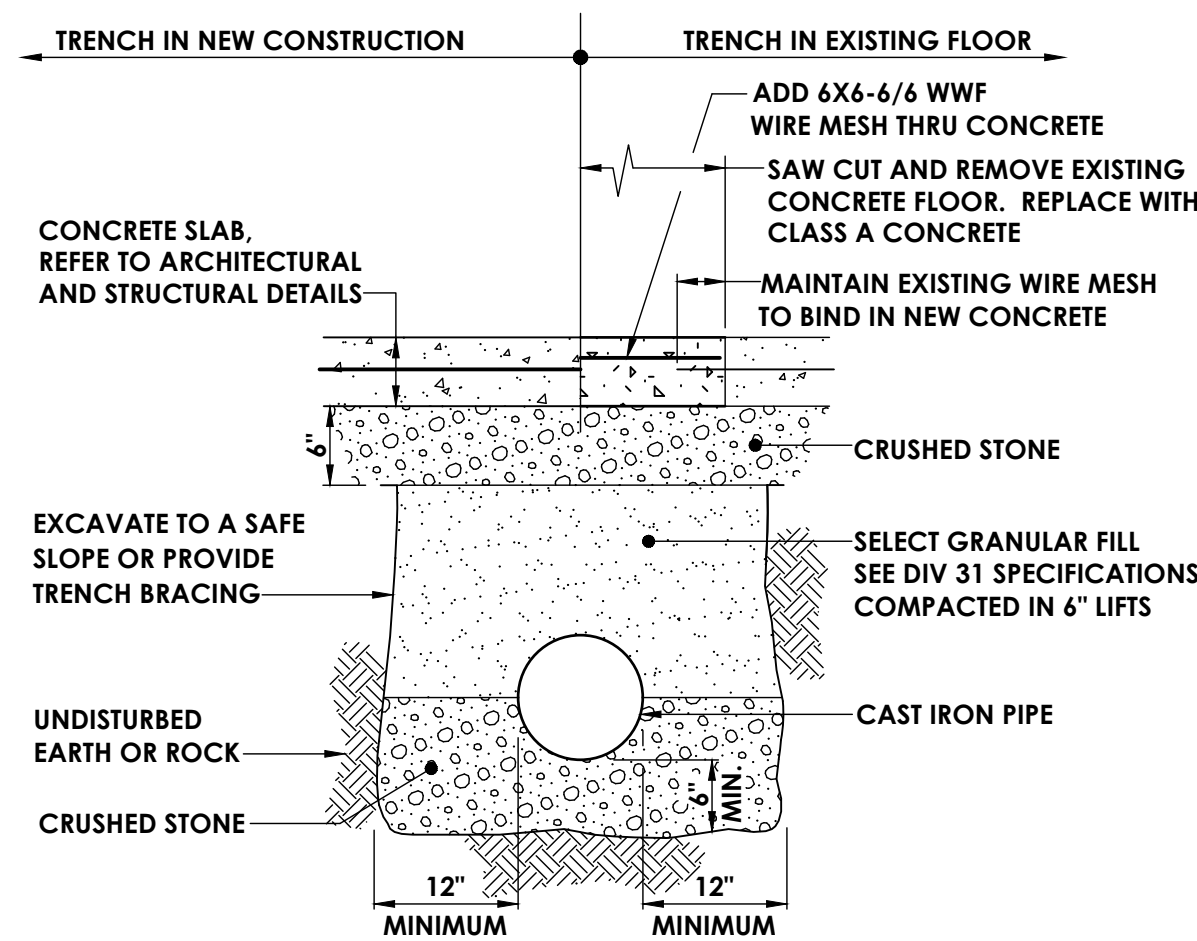
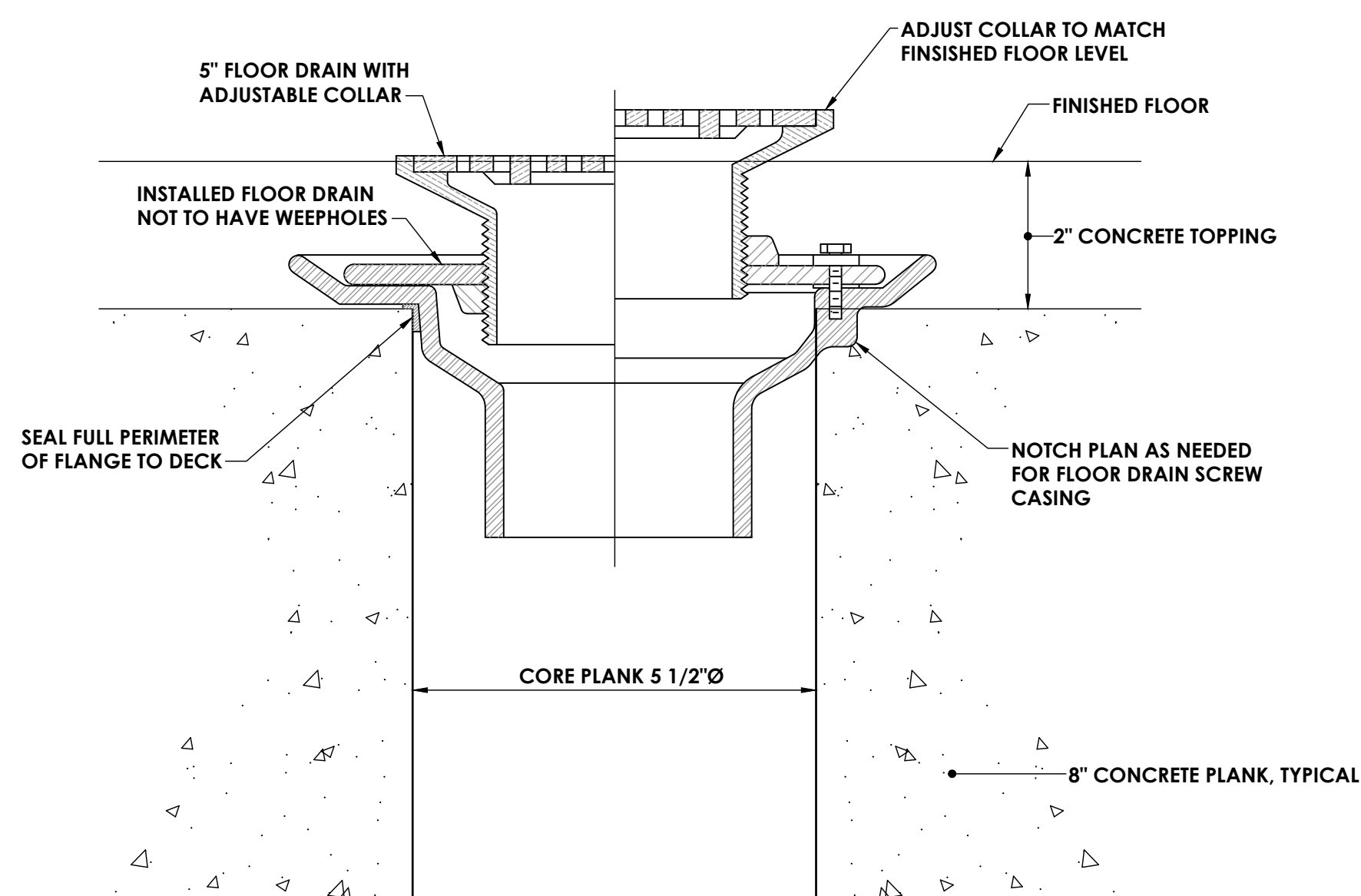


**1**  
P000  
DETAIL OF PIPE THRU RATED WALL  
NOT TO SCALE

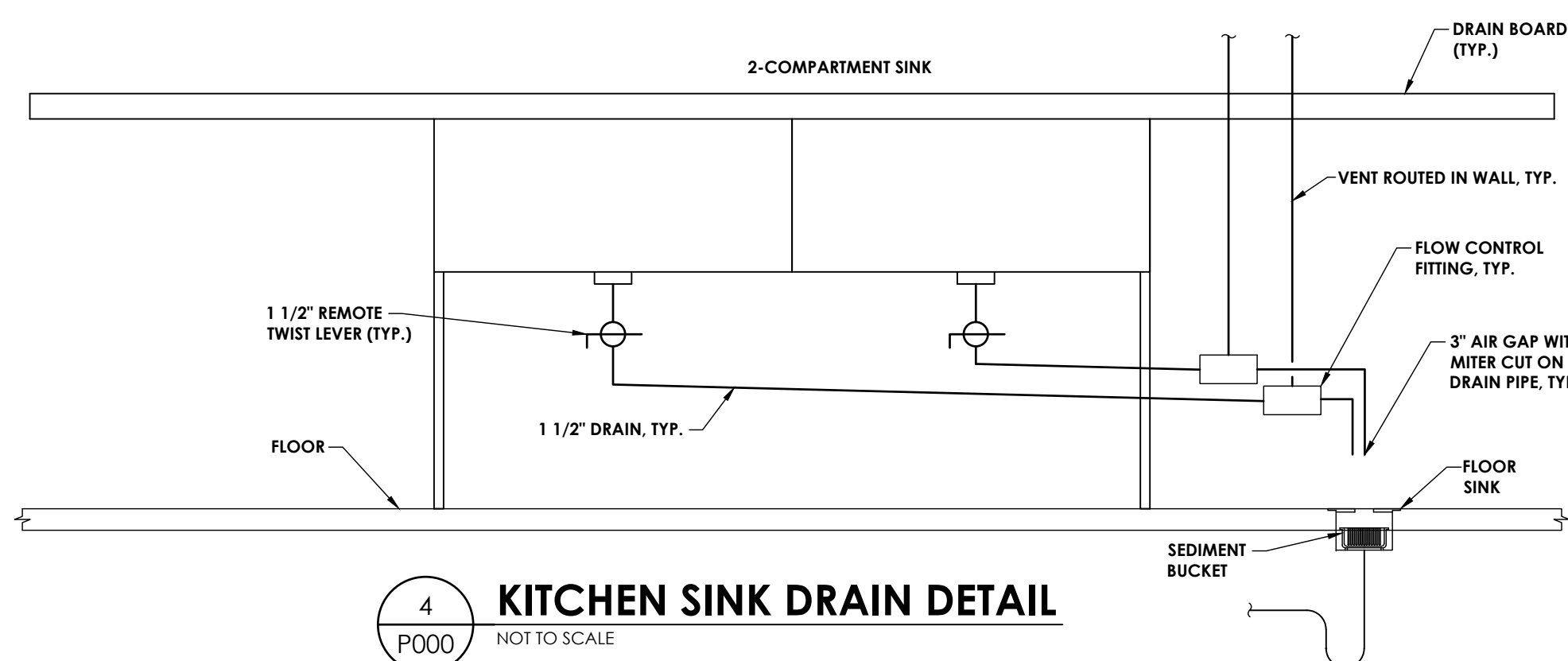


NOTE: FOR OTHER PIPE MATERIALS, PLEASE REFER ALSO TO MANUFACTURER BEDDING/BACKFILL REQUIREMENTS

**2**  
P000  
PIPE TRENCH DETAIL - UNDER SLAB WITHIN BUILDING FOOTPRINT  
NOT TO SCALE



**3**  
P000  
TYPICAL FLOOR DRAIN  
INSTALLATION IN CONCRETE PLANK  
NOT TO SCALE



**4**  
P000  
KITCHEN SINK DRAIN DETAIL  
NOT TO SCALE

**GENERAL SPECIFICATION NOTES:**

- ALL WORK SHALL COMPLY WITH STATE AND LOCAL CODES.
- DOMESTIC WATER LINES SHALL BE TYPE L COPPER, LEAD FREE JOINTS. INSULATE ALL PIPING WITH PREFORMED FIBERGLASS PIPE INSULATION WITH ASJ COVER SIZED PER ENERGY CODE. ALL FITTINGS AND VALVES TO BE COVERED WITH PREFORMED PVC FITTING COVERS. ALL EXPOSED VERTICAL FIXTURE SUPPLY LINES TO BE COVERED WITH PVC JACKET TO 7' ABOVE FINISHED FLOOR.
- UNDERGROUND SANITARY AND VENT PIPING SHALL BE SERVICE WEIGHT CAST IRON, HUB AND SPIGOT WITH RUBBER GASKET PUSH JOINTS. ABOVE GROUND SANITARY AND VENT PIPING SHALL BE DWV COPPER WITH DWV COPPER FITTINGS OR NO-HUB CAST IRON.
- IT IS THE RESPONSIBILITY OF THE PLUMBING CONTRACTOR TO FIELD VERIFY EXISTING CONDITIONS WITHIN THE BUILDING PRIOR TO COMMENCEMENT OF ALL DEMOLITION AND NEW WORK.
- IT IS THE RESPONSIBILITY OF THE PLUMBING CONTRACTOR TO REMOVE AND REPLACE EXISTING CEILINGS UNLESS OTHERWISE NOTED ON THE ARCHITECTURAL DRAWINGS, FOR PERFORMING DEMOLITION OR NEW WORK WITHIN THE BUILDING. THE CONTRACTOR SHALL REINSTALL THE CEILING SYSTEMS TO MATCH THE ORIGINAL INSTALLATION. ANY CEILING SYSTEM COMPONENT DAMAGED DURING DEMOLITION, STORAGE, OR RE-INSTALLATION SHALL BE REPLACED WITH A NEW AT NO EXPENSE TO THE OWNER.
- ALL PIPING AND CONDUIT PENETRATIONS THRU RATED WALLS OR FLOORS SHALL BE PROVIDED WITH FIRE/SMOKE STOPPING.
- UNLESS SHOWN ON THE ARCHITECTURAL DRAWINGS, IT IS THE RESPONSIBILITY OF THE PLUMBING CONTRACTOR TO PATCH AND FINISH ALL EXISTING PIPE PENETRATIONS AND TRENCHING THRU FLOOR AND WALLS AFTER DEMOLITION. IN ADDITION, ALL NEW PENETRATIONS AND TRENCHING SHALL BE PROVIDED FOR INSTALLATION OF PLUMBING SYSTEMS INCLUDING, BUT NOT LIMITED TO, EQUIPMENT, PIPING, ETC.
- UNLESS OTHERWISE INDICATED ON PLANS, PROVIDE WATER HAMMER ARRESTORS ON BRANCH PIPING TO EACH TOILET ROOM, LAUNDRY ROOM, SOLENOID VALVE, OR AS OTHERWISE REQUIRED BY CODE.

**GENERAL SPRINKLER NOTES:**

- SPRINKLER COVERAGE PER NFPA 13 AND STANDPIPE COVERAGE PER NFPA 14. OFFICE AREAS, CORRIDORS, LAUNDRY AREAS, AND RESTROOMS SHALL BE LIGHT HAZARD (.10 GPM/FT<sup>2</sup>), MECHANICAL, STORAGE, AND KITCHEN ROOMS SHALL BE ORDINARY HAZARD (.15 GPM/FT<sup>2</sup>).
- MAINS AND SPRINKLER HEADS ARE SHOWN FOR SUGGESTED LOCATION AND SIZING ONLY. CONTRACTOR TO LOCATE ALL MAINS, BRANCH PIPING AND SPRINKLER HEADS, AND SIZE PER NFPA 13 USING HYDRAULIC CALCULATIONS. COORDINATE PIPING AND SPRINKLER HEAD LOCATIONS WITH OTHER TRADES.
- PROVIDE CONCEALED TYPE SPRINKLER HEADS WITH WHITE COVER UNLESS OTHERWISE NOTED. REFER TO ARCHITECTURAL REFLECTED CEILING PLANS FOR CEILING TYPES, HEIGHTS AND OTHER COORDINATION INFORMATION.

**PIPING LEGEND**

— XX —	PIPING
— XX —	PIPING BELOW GRADE
— XX —	EXISTING PIPING
CW	COLD WATER
HW	HOT WATER
HWR	HOT WATER RECIRCULATING
SAN	SANITARY SEWER
SP	FIRE PROTECTION/SPRINKLER
— V —	VENT
////	PLUMBING TO BE REMOVED

**FIXTURES & FITTINGS LEGEND**

— OH —	TEE OUTLET - UP
— OH —	TEE OUTLET - DOWN
— OH —	CONNECTION - BOTTOM
— OH —	CONNECTION - TOP
— OH —	ELBOW - TURNED UP
— OH —	ELBOW - TURNED DOWN
— OH —	PIPE CAP
CO —	CLEAN OUT
FCO —	FLOOR CLEAN OUT
WCO —	WALL CLEAN OUT
FD —	FLOOR DRAIN
— A —	WATER HAMMER ARRESTER
— S —	SHOWER HEAD
— P —	SPRINKLER HEAD
— R —	POINT OF CONNECTION
— R —	POINT OF REMOVAL

**PLUMBING EQUIPMENT & FIXTURE SCHEDULE**

MARK	FIXTURE	CW	HW	SAN	V	GAS	DESCRIPTION	MODEL NUMBER	REMARKS
WC-1	WATER CLOSET, ACCESSIBLE	1"	-	3"	2"	-	FLOOR MOUNT WATER CLOSET, ELONGATED BOWL MANUAL FLUSH VALVE, INSTALLED AT ACCESSIBLE HEIGHT	AMERICAN STANDARD MODEL 3461.001	1
LAV-1	LAVATORY, ACCESSIBLE	1/2"	1/2"	1 1/2"	1 1/2"	-	WALL HUNG LAVATORY, CONCEALED ARM CARRIER 18"x20 1/2" CURVED LEVER HANDLE FAUCET, MOUNTED AT ACCESSIBLE HEIGHT, TRAPS AND SUPPLIES INSULATED WITH TRUEBRO BRAND HAND-LAV GUARD	AMERICAN STANDARD MODEL 0355.027	1
SK-1	HANDWASH SINK, ACCESSIBLE	1/2"	1/2"	1 1/2"	1 1/2"	-	BY OTHERS	BY OTHERS	1
SK-2	SINK, 2 COMPARTMENT	1/2"	1/2"	1 1/2"	1 1/2"	-	BY OTHERS	BY OTHERS	-
FD-1	FLOOR DRAIN	-	-	4"	2"	-	FLOOR DRAIN, 8" ROUND NICKEL BRONZE STRAINER, CAST IRON BODY, DEEP SEAL P TRAP	ZURN 2415-B21	2
FD-2	LINEAR DRAIN	-	-	2"	2"	-	32" STAINLESS STEEL LINEAR SHOWER DRAIN WITH GRATE, ANTI-PONDING V-SHAPED CHANNEL, P TRAP	ZURN ZS880	GRIND SLAB TO ACCOMMODATE INSTALL FLUSH WITH FINISHED FLOOR
FD-3	LINEAR DRAIN	-	-	2"	2"	-	40" STAINLESS STEEL LINEAR SHOWER DRAIN WITH GRATE, ANTI-PONDING V-SHAPED CHANNEL, P TRAP	ZURN ZS880	GRIND SLAB TO ACCOMMODATE INSTALL FLUSH WITH FINISHED FLOOR
FD-4	FLOOR SINK	-	-	4"	2"	-	FLOOR SINK, 12"x12"x10" DEEP 1 1/2" GAGE STAINLESS STEEL INTERIOR DOME STRAINER, DEEP SEAL P TRAP	ZURN Z1752	2
WMB-1	WASHING MACHINE OUTLET BOX	-	-	2"	2"	-	VALVE BOX AND DRAIN BOX, VALVES PROVIDED WITH WATER HAMMER ARRESTORS.	QATEY CO. 37609	2
SH-1	SHOWER BASE, ACCESSIBLE	1/2"	1/2"	3"	1 1/2"	-	PRE-LEVELED SHOWER BASE, ACRYLIX BASIN WITH RIM GUARD, 32"x32"x4.125" HIGH.	BASE: AQUATIC 383232 HEAD/FAUCET: ZURN Z7500-HW	-
SH-2	SHOWER BASE, ACCESSIBLE	1/2"	1/2"	3"	1 1/2"	-	PRE-LEVELED SHOWER BASE, ACRYLIX BASIN WITH RIM GUARD, 60"x34"x3.375" HIGH.	BASE: AQUATIC F6034DPAN-WH HEAD/FAUCET: ZURN Z7500-HW	-

**REMARKS**

- ALL ACCESSIBLE EQUIPMENT/FIXTURES TO BE INSTALLED PER ADA REQUIREMENTS.
- SIZED PER PLAN.
- SENSOR OPERATED VALVES TO BE BATTERY POWERED.

**GENERAL PLUMBING EQUIPMENT & FIXTURE COMMENT**

- PLUMBING CONTRACTOR SHALL PROVIDE ALL RISERS, CARRIERS, P-TRAPS, STOPS, STRAINERS, TAIL PIECES, DRAINS, ETC. REQUIRED TO HAVE A COMPLETE INSTALLATION.

Submissions

No.	Description	Date

© TINKELMAN ARCHITECTURE PLLC | 2023  
 ALL RIGHTS RESERVED. NO REPRODUCTION OF THIS DRAWING OR ANY PORTION THEREOF IS PERMITTED WITHOUT THE WRITTEN PERMISSION OF THE ARCHITECT. UNAUTHORIZED REPRODUCTION OR MODIFICATION TO THIS DRAWING BEARING THE SEAL OF A LICENSED ARCHITECT IS A VIOLATION OF SECTION 7209 SUBSECTION 2 OF THE NEW YORK STATE EDUCATION LAW.