

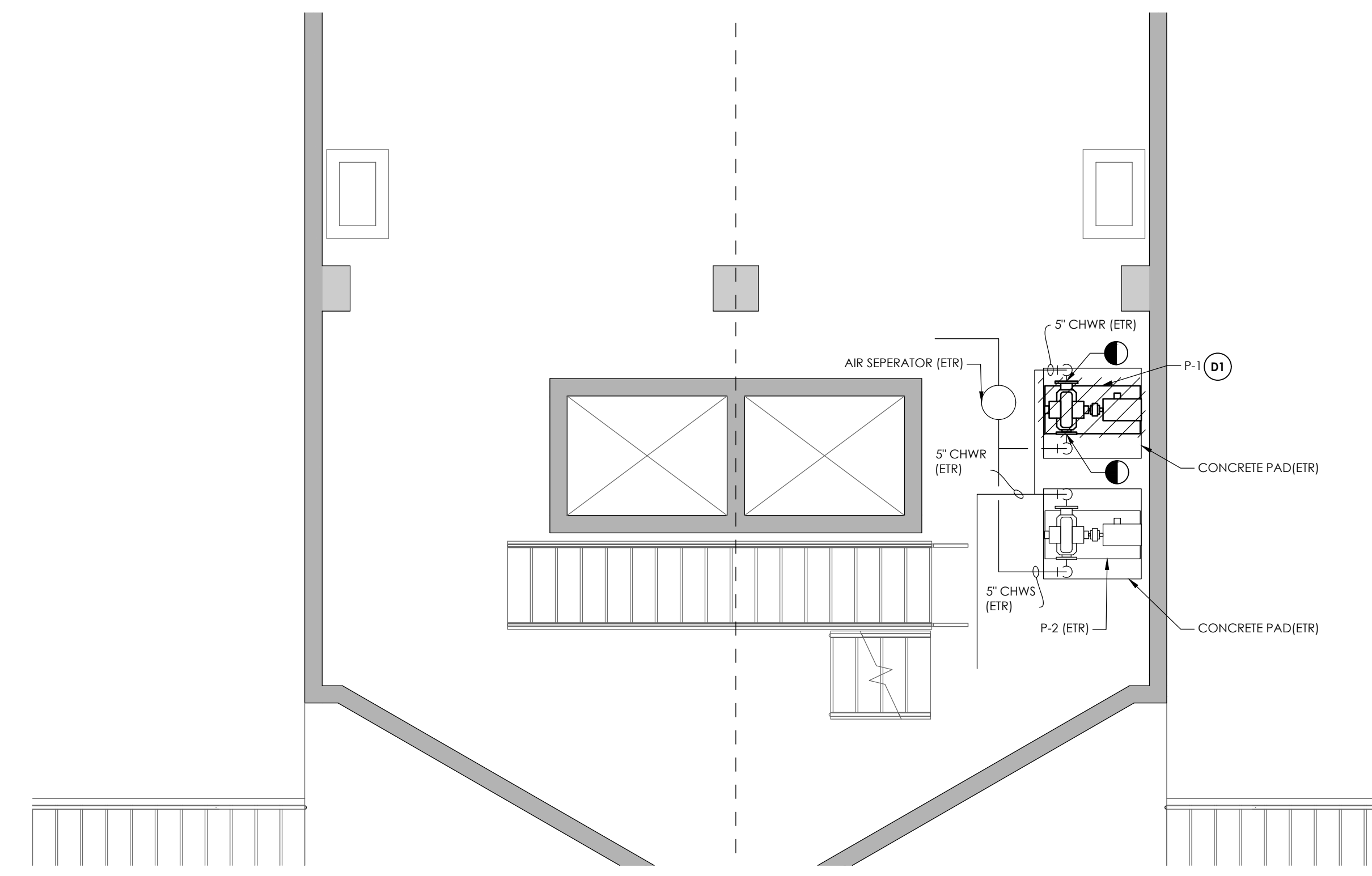
DEMOLITION KEY NOTES:

- ① REMOVE EXISTING PUMP SET AND DISCONNECT FROM EXISTING 5" CHILLED WATER SUPPLY AND RETURN PIPING. EXISTING CONCRETE PAD TO REMAIN AND BE REUSED. EXISTING MOTOR STARTER AND CONTROLS TO REMAIN.

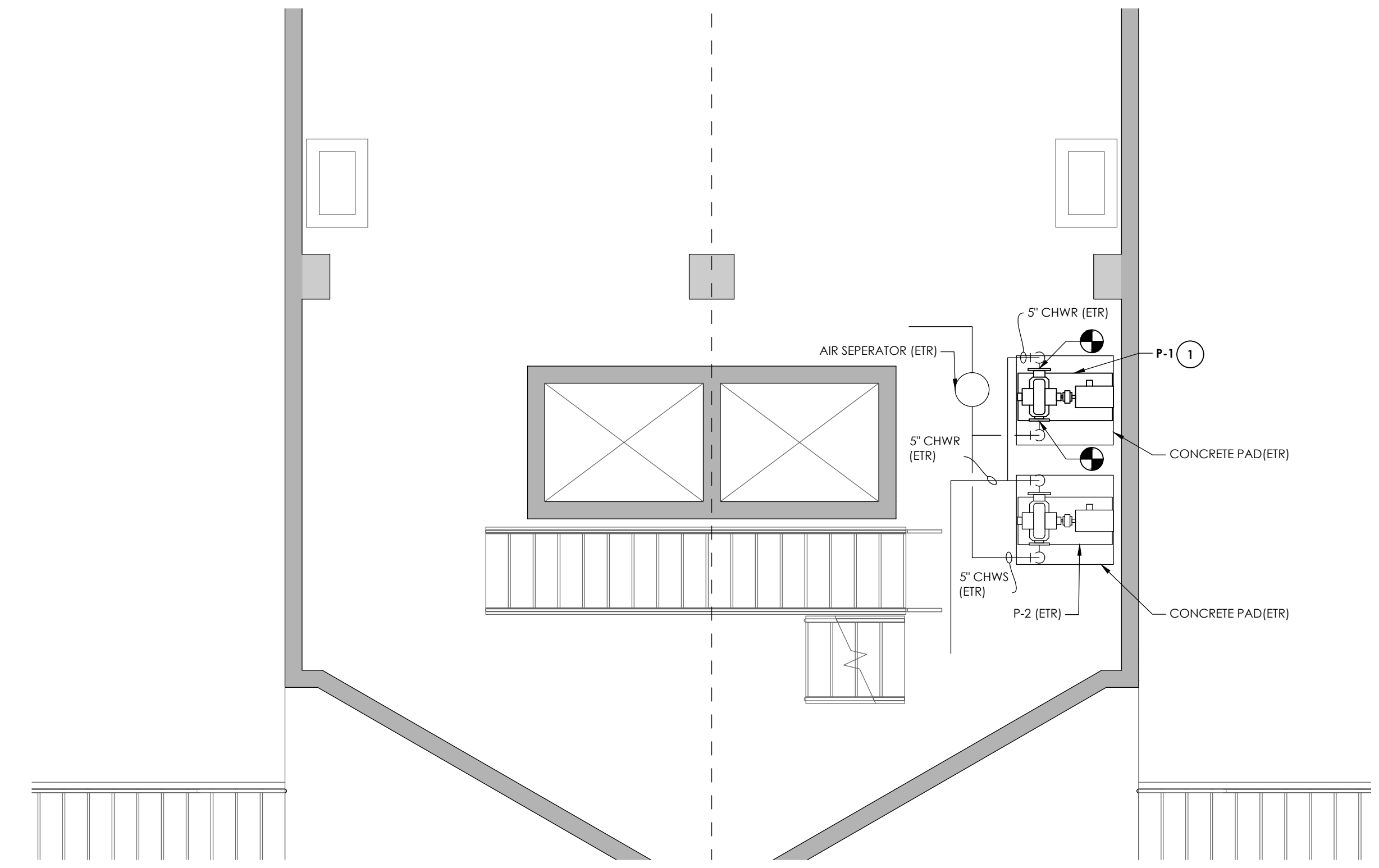
KEY NOTES:

- ① INSTALL NEW CHILLED WATER PUMP P-1 IN LOCATION OF REMOVED PUMP. RECONNECT TO EXISTING CHILLED WATER SUPPLY AND RETURN PIPING. MODIFY PIPING AS NECESSARY FOR RECONNECTION. REPAIR CONCRETE PAD TO PROVIDE A FLAT MOUNTING SURFACE FOR THE NEW PUMP. REUSE EXISTING MOTOR STARTER.

DC TEMPORARY HOMELESS SHELTER
RFB-DCB-01-24
150 N HAMILTON STREET
POUGHKEEPSIE, NY 12601



1 **ROOF MECHANICAL ROOM DEMOLITION PLAN**
 H203 SCALE: 1/4" = 1'-0"




2 **ROOF MECHANICAL ROOM NEW WORK PLAN**
 H203 SCALE: 1/4" = 1'-0"

Submissions

No.	Description	Date

© TINKELMAN ARCHITECTURE PLLC | 2023
 ALL RIGHTS RESERVED. NO COPY OR REPRODUCTION OF THIS DRAWING OR ANY PORTION THEREOF IS PERMITTED WITHOUT THE WRITTEN PERMISSION OF THE ARCHITECT. LIMITATIONS AS TO REVISION OR ADDITION TO A DRAWING BEARING THE SEAL OF A LICENSED ARCHITECT AS A VIOLATION OF SECTION 209 SUBSECTION 6 OF THE NEW YORK STATE EDUCATION LAW.


TINKELMAN ARCHITECTURE
 33 Arlington Avenue, 2nd Floor, Poughkeepsie, NY
 845-473-0200 | view our work at tinkarch.com

Professional Seal


ROOF MECHANICAL ROOM DEMOLITION AND NEW WORK PLANS
 Proj. No. C2349.00
 Date 01/18/2024

H-203